

Yoeli Childs



The 2019-20 BYU Men's Basketball Almanac has been designed to provide local, regional and national media with useful information about the BYU basketball program, its history and tradition. Additional information is available online via BYUcougars.com. Should you require additional information, such as photographs, video or additional almanacs, please contact BYU Athletic Communications at (801) 422-8948. We appreciate your coverage of BYU basketball and look forward to working with you this season.

BYU BASKETBALL – WINNING TRADITION

- 1951 and 1966 NIT Champions
- 29 NCAA tournament appearances
- 29 regular season conference championships
- Two National Players of the Year – Danny Ainge and Jimmer Fredette
- Jimmer Fredette – 2010-11 NCAA scoring champ at 28.9 ppg
- NCAA Academic Progress Rate recognition – 2006 to 2012
- 27 All-Americans and five Academic All-Americans
- Six Conference Players of the Year since 2000
- 2007, 2008, 2009 and 2011 Conference Champions
- 16 postseason invitations in last 20 years
- 53-game home winning streak from 2005 to 2008
- 247-38 (.867) home record in last 20 years
- 2010-11 final rankings of No. 10 (AP Poll), No. 13 (Coaches Poll)
- 2009-10 final rankings of No. 17 (AP Poll), No. 22 (Coaches Poll)
- Back-to-back 30-win seasons – 30 in 2009-10 and 32 in 2010-11
- Five-straight seasons ranked in the top 25 (2007 to 2011)
- Six-straight NCAA tournament appearances (2007 to 2012)
- 15-game win streak in 2009-10, second longest in program history
- Two 10-game win streaks in 2010-11, first time in program history
- Ranked No. 1 in the nation in free-throw percentage (2010)
- Ranked No. 2 in the nation in scoring offense (2010, 2015)
- Ranked No. 2 in the nation in scoring margin (2010)
- Ranked No. 2 in the nation in 3-point field-goal percentage (2010)
- Ranked No. 2 in the nation in rebounds per game (2017)
- Ranked No. 3 in the nation in scoring offense (2014)
- Ranked No. 4 in the nation in assists (2015)
- Ranked No. 5 in the nation in winning percentage (2011)
- Ranked No. 5 in the nation in scoring margin (2011)
- Ranked No. 6 in the nation in assists (2012)
- Ranked No. 7 in the nation in scoring offense (2011)
- Ranked No. 9 in the nation in scoring offense (2016)
- Ranked No. 10 in the nation in free-throw percentage (2011)

TABLE OF CONTENTS

INTRODUCTION

Winning Tradition	1
Table of Contents	2
Quick Facts	3

MEET THE COUGARS

Season Preview	5-6
2019-20 Schedule	7
2019-20 Roster	8
2019-20 Roster Breakdown	9
Seniors (alphabetical)	10-25
Juniors (alphabetical)	26-29
Sophomores (alphabetical)	30-37
Freshmen (alphabetical)	38
Head Coach Mark Pope	40-41
Assistant Coaches	42-44
Basketball Staff	45-47

THE UNIVERSITY

Athletic Administration	48
This is BYU	49-50
Marriott Center	51-53
Marriott Center Annex	54-56

OPPONENT INFORMATION

All-Time Series Records	58-59
Opponent Information	60-61
Series vs. 2019-20 Opponents	62-67

BYU HOOPS HISTORY

Winning: A BYU Tradition	69-70
Conference Success	71
Conference Tournament Results	72
Conference Championship Teams	73-75
All-Time Results	76-92
BYU Defeats the No. 1 Team in the Country	92
All-Time Lettermen	93-95
Year-by-Year Coaching Breakdown	96
Cougar Coaching Records	97
NCAA Tournament History	98
NIT History	99
Tournament Results	100
Cougars in the Pros	101-104
Cougars Representing Their Countries	105

ALL-TIME HONORS

Danny Ainge	107
Jimmer Fredette	108
Kresimir Cosic	109
Mel Hutchins and Roland Minson	110-111
Stan Watts	112
All-Americans	113-114
Conference Honors	115
All-Conference Performers	116-118

BYU HOOPS RECORDS

Individual Career Records	120-123
Individual Season Records	123-126
Individual Game Records	126-128
30-Point Games	128-129
Freshman Season Records	130-131
Freshman Game Records	132-133
Team Season Records	133-135
Team Game Records	135-136
Marriott Center Records	136-137
Conference Tournament Individual Game Records	137
NCAA Tournament Game Records	138
NIT Individual Game Records	139
All-Time Player Career Statistics	140-144
Year-By-Year Attendance Rankings	145
Coaching Records	145
Year-By-Year Statistics	146-147
Year-By-Year Leaders	148-150
Week-By-Week Ranking History	151
BYU as a Ranked Team	151-152
BYU vs. Ranked Opponents	153-154
BYU in the NCAA Record Book	154
1,000-Point Club	155-159

2018-19 SEASON REVIEW

Season Review	161
Game Results	162
Team Statistics	163
WCC and NCAA Statistics	164
BYU/Opponent Game-by-Game Statistics	165
Individual Game-by-Game (Points-Rebounds-Assists)	166
Individual Statistics-All Games	167
Individual Statistics-Conference Games	168
Results and Leaders	169
Individual Game Highs	170
Team Game Highs and Game Lows	171
Category Leaders	172-173
Individual Honors	173

MEDIA SERVICES

Media Services	175-176
--------------------------	---------

2019-20 QUICK FACTS

UNIVERSITY INFORMATION

Location Provo, Utah
Founded Oct. 16, 1875
Elevation 4,553 feet
Enrollment 33,511
Nickname Cougars
Mascot Cosmo
Colors Blue and White
Arena (capacity) Marriott Center (18,987)
Conference West Coast Conference
President Kevin J Worthen
Athletics Director Tom Holmoe

BYU TEAM INFORMATION

2019-20 Overall Record 19-13
Conference Record/Finish 11-5 (T2nd WCC)
2018-19 Postseason NA
2019 Final National Ranking NR/NR
Starters Returning/Lost 5/3
Lettermen Returning/Lost 9/5
Newcomers 6
Returning Redshirts 2

BASKETBALL STAFF

Head Coach Mark Pope
Alma Mater (year) Kentucky (1996)
Record at School (years) 0-0 (1st year)
Career Division I Record (years) 77-56 (5th)
Best time/day to reach coach Call SID
Assistant Coaches (Alma Mater, year)
. Chris Burgess (Utah, 2014)
. Cody Fueger (Utah, 2006)
. Nick Robinson (Stanford, 2005)
Director of Basketball Operations (Alma Mater, year)
. Bobby Horodyski (Central Florida, 2013)
Coordinator of Strategy and Analytics
. TBD

PROGRAM HISTORY

First Year of Basketball 1903
Overall All-Time Record 1829-1095/1782-1093 (.626/.620)*
Winning Seasons 92/90* (last 2019)
Conference Championships 29 (last 2011)
Postseason Appearances (record) 43/41* (33-44/30-42)
Total NCAA Appearances (record) 29 (15-32)
Last NCAA Appearance 2015
Result (0-1) lost, NCAA First Round
. (Dayton) vs. Ole Miss, 94-90
Total NIT Appearances (Record) 14/12 (18-12/15-10)**
Last NIT Appearance 2018
Result (0-1) lost at Stanford, 83-86

*On-the-court record/Official adjusted record per NCAA Office on Infractions
**BYU's 2016, 2017 NIT appearances were vacated by the NCAA

MEDIA RELATIONS

Basketball Media Relations Kyle Chilton
Office Phone 801-422-4909
Cell Phone 801-372-2080
Email kyle_chilton@byu.edu
Associate AD Communications Duff Tittle
Office Phone 801-422-8948
Cell Phone 801-372-4401
Email duff_tittle@byu.edu
Media Relations Main Office 801-422-8948
Media Relations Fax 801-422-0633
Website www.byucougars.com
Address 30 SFH, Provo, UT 84602-2239

SOCIAL MEDIA

Website BYUcougars.com
Twitter @BYUbasketball
. @BYUgamenotes
Facebook /BYUbasketball
Instagram @BYUbasketball

MEDIA GUIDE CREDITS

Produced by Kyle Chilton
Photography by Jaren Wilkey, Nate Edwards
Printing by BYU Print Services



Zac Seljaas

THE 2019-20 BYU COUGARS

TJ Haws



2019-20 SEASON PREVIEW



The 2019-20 season will be a mix of new and familiar for BYU men's basketball. New for the Cougars this season will be the coaching staff as the program enters year one of the Mark Pope era. The familiar is an experienced roster that features 10 returning lettermen from last season, seven seniors and seven players with significant experience as starters.

Pope comes to BYU after a successful four-year run at Utah Valley, where he led the Wolverines to back-to-back 20-win seasons – including a program-record 25 in 2018-19 – and three-straight trips to the postseason. A former BYU assistant under Dave Rose, Pope brings a relentless, high-intensity style of play to Provo.

With Pope entering his first season as head coach, he hired Chris Burgess and Cody Fueger – two of his assistants for four years at Utah Valley – and Nick Robinson to round out the coaching staff.

The roster is highlighted by three players who have earned first-team all-conference honors, including Yoeli Childs (All-WCC First Team in 2018 and 2019), TJ Haws (All-WCC First Team in 2017, Second Team in 2019) and Jake Toolson (WAC Player of the Year and All-WAC First Team in 2019). Childs, Haws and Toolson will team up with four other seniors and a talented group of underclassmen and work towards the goal of leading BYU back to the NCAA Tournament.

RETURNING LETTERMEN

Three-year starter and senior forward Yoeli Childs (South Jordan, Utah) is BYU's leading returning scorer and rebounder. Childs averaged 21.2 points and 9.7 rebounds while posting 17 double-doubles last year. He was named to the All-WCC First Team and the NABC and USBWA all-district first teams. Entering the 2019-20 season, Childs' name is scattered throughout the BYU career record book. He is currently 14th all-time in scoring (1,609 points), ninth in field goals made (626), fifth in rebounds (882) and fifth in blocks (142).

Fellow senior and three-year starter TJ Haws (Alpine, Utah) returns to run the point for BYU. Haws has not missed a single game in his career and has started every game played, giving him 101-consecutive starts (21 shy of the all-time record). Last season Haws averaged 17.8 points and 3.5 rebounds while leading the team in assists (5.1) and steals (1.2) per game. Haws earned All-WCC Second Team accolades and a spot on the NABC All-District 9 Second Team. Haws has also made his mark on the BYU record book as he is 19th all-time in scoring (1,450 points), sixth in 3-point field goals made (183), 16th in made free throws (347), fifth in free-throw percentage (83.6%), ninth in assists (418) and 18th in steals (115).

Dalton Nixon (Orem, Utah) and Zac Seljaas (Bountiful, Utah) are seniors with ample experience. Nixon, a 6-foot-7 forward, is a willing defender and rebounder who brings energy to the court on every play. He posted averages of 3.5 points and 2.8 rebounds last season and has played in 75 games and made 10 starts in his career. Seljaas, a 6-foot-7 guard, was BYU's best 3-point shooter in 2018-19 as he hit 37.3 percent from long range. He posted averages of 7.1 points and 3.5 rebounds. For his career, Seljaas has played in 102 games, made 27 starts and hit 135 3-point field goals.

The senior class is rounded out by Taylor Maughan (Fullerton, California), Evan Troy (Longview, Washington) and Jake Toolson (see Newcomers). Troy and Maughan started their BYU careers as practice players before earning roster spots. They play a key role on the scout team and have 38 career games played combined.

Sophomores Gavin Baxter (Provo, Utah) and Connor Harding (Pocatello, Idaho) enter their sophomore seasons after promising freshman campaigns in 2018-19. Harding, a 6-foot-6 guard, appeared in all 32 games and started 14. A versatile player on both ends of the court, Harding averaged 6.2 points, 2.9 rebounds and 1.2 assists. Baxter, a 6-foot-9 forward, played in 30 games and started eight. The athletic big man came on strong during WCC play and averaged 7.3 points, 4.3 rebounds and 1.6 blocks while shooting 68.1 percent. Following the season, Baxter was named to the

2019-20 SEASON PREVIEW

WCC All-Freshman Team. Baxter will likely miss the 2019-20 season due to a shoulder injury.

Kolby Lee (Meridian, Idaho) returns to give BYU a big presence in the middle. The 6-foot-9 forward played in 17 games as a freshman in 2018-19. Lee demonstrated improved fitness and post play during the offseason.

Jesse Wade (Kaysville, Utah), a 6-foot-1 guard enters his first season eligible to play for the Cougars. The former Mr. Basketball for the state of Utah played his freshman campaign at Gonzaga and sat out last season due to NCAA transfer rules.

NEWCOMERS

Senior guard Jake Toolson (Gilbert, Arizona) returns to BYU after successful sophomore and junior seasons playing for Pope at Utah Valley. Last season, Toolson earned WAC Player of the Year honors after leading Utah Valley to 25 wins and averaging a team-best 15.7 points while adding 4.5 rebounds and 2.3 assists. Toolson shot 53.7 percent from the field, 44.8 percent from 3-point range and 85.1 percent from the free-throw line to become one of seven 180 shooters ($FG\% + 3PT\% + FT\% = 180$ -plus) in the country with a minimum 100 free-throw and 100 3-point field goal attempts. Prior to playing at Utah Valley, Toolson played in 36 games over two seasons (2013-15) at BYU.


Richard Harward (Orem, Utah) and Wyatt Lowell (Gilbert, Arizona) come to BYU from Utah Valley as well. Harward, a 6-foot-11 center, emerged as one of UVU's best post players during the second half of 2018-19 and averaged 6.9 points and 4.9 rebounds while shooting 63.8 percent from the field. Lowell, a 6-foot-10 forward, comes to BYU after being named the 2018-19 WAC Freshman of the Year. He led all WAC freshmen in scoring (5.4), rebounding (3.0) and steals (0.5) during league play. Lowell and Harward will sit out the 2019-20 season due to NCAA transfer rules.

Alex Barcello (Chandler, Arizona) and Blaze Nield (Lehi, Utah) give BYU a boost in the backcourt as transfers from Arizona and Utah State Eastern, respectively. Barcello played the first two seasons of his collegiate career for the Wildcats where he appeared in 51 games and averaged 2.9 points. Coming out of high school, Barcello was the No. 2 recruit in the state of Arizona and a member of the ESPN Top 100. Barcello will sit out 2019-20 due to NCAA transfer rules.

A 6-foot-1 guard, Nield played his freshman season at Utah State Eastern in 2018-19 and averaged 20.6 points, 5.2 rebounds and 4.1 assists and 1.6 steals. He posted season highs of 33 points, 11 rebounds, nine assists, five steals and five 3-point field goals. Nield is eligible to play immediately.

Trevin Knell (Woods Cross, Utah) is the lone freshman on the roster. Knell prepped at Woods Cross High School where he was a two-time first-team all-state honoree. He averaged 25.4 points, 6.4 rebounds, 2.0 assists and 1.8 steals per game as a senior in 2016-17. Knell served a mission in Uruguay after graduating from high school.

Cameron Pearson, a practice player last season, has earned a roster spot. Pearson hails from Lakewood, Colorado, and prepped at Chatfield High School.



2019-20 SCHEDULE

DATE	OPPONENT	SITE
Nov. 1	UT Tyler (Exhibition)	Provo, Utah
Nov. 5	Cal State Fullerton	Provo, Utah
Nov. 9	San Diego State	Provo, Utah
Nov. 13	Southern Utah+	Provo, Utah
Nov. 15	at Houston	Houston, Texas
Nov. 20	at Boise State	Boise, Idaho
Nov. 25	UCLA+	Lahaina, Hawaii
Nov. 26	Kansas or Chaminade+	Lahaina, Hawaii
Nov. 27	TBD+	Lahaina, Hawaii
Nov. 30	Montana Tech	Provo, Utah
Dec. 4	at Utah	Salt Lake City, Utah
Dec. 7	UNLV#	Salt Lake City, Utah
Dec. 10	Nevada	Provo, Utah
Dec. 14	Utah State ^	Salt Lake City, Utah
Dec. 21	Weber State	Provo, Utah
Dec. 28	Oral Roberts	Provo, Utah
Jan. 4	Loyola Marymount*	Provo, Utah
Jan. 9	at Saint Mary's*	Moraga, California
Jan. 11	Portland*	Provo, Utah
Jan. 16	San Diego*	Provo, Utah
Jan. 18	at Gonzaga*	Spokane, Washington
Jan. 23	at Pacific*	Stockton, California
Jan. 25	at San Francisco*	San Francisco, California
Jan. 30	Pepperdine*	Provo, Utah
Feb. 1	Saint Mary's*	Provo, Utah
Feb. 6	at Portland*	Portland Oregon
Feb. 8	San Francisco*	Provo, Utah
Feb. 13	at Loyola Marymount*	Los Angeles, California
Feb. 15	at San Diego*	San Diego, California
Feb. 20	Santa Clara*	Provo, Utah
Feb. 22	Gonzaga*	Provo, Utah
Feb. 29	at Pepperdine*	Malibu, California
Mar. 5-10	WCC Championships	Las Vegas, Nevada


Home Games in Bold

+ Maui Jim Maui Invitational

at Vivint Smart Home Arena

^ Beehive Classic at Vivint Smart Home Arena

* WCC Game



2019-20 ROSTER

BYU NUMERICAL ROSTER

No.	Name	Pos.	Ht.	Wt.	Yr.	Exp	Hometown (Previous School)
1	Wyatt Lowell	F	6-10	205	So.	TR	Gilbert, Arizona (Utah Valley)
2	Zac Seljaas	G	6-7	215	Sr.	3L	Bountiful, Utah (Bountiful HS)
3	Blaze Nield	G	6-1	185	So.	TR	Lehi, Utah (USU Eastern)
4	Alex Barcello	G	6-2	180	Jr.	TR	Chandler, Arizona (Arizona)
5	Jake Toolson	G	6-5	205	Sr.	TR	Gilbert, Arizona (Utah Valley)
10	Jesse Wade	G	6-1	175	So.	RS	Kaysville, Utah (Gonzaga)
13	Taylor Maughan	G	6-4	210	Sr.	1L	Fullerton, California (BYU-Hawaii)
15	Cameron Pearson	G	6-0	175	Fr.	RS	Lakewood, Colorado (Chatfield HS)
21	Trevin Knell	G	6-5	190	Fr.	HS	Woods Cross, Utah (Woods Cross HS)
23	Yoeli Childs	F	6-8	225	Sr.	3L	South Jordan, Utah (Bingham HS)
24	Evan Troy	G	6-5	180	Sr.	2L	Longview, Washington (Mark Morris HS)
25	Gavin Baxter	F	6-9	210	So.	1L	Provo, Utah (Timpview HS)
30	TJ Haws	G	6-4	170	Sr.	3L	Alpine, Utah (Lone Peak HS)
33	Dalton Nixon	F	6-7	215	Sr.	3L	Orem, Utah (Orem HS)
40	Kolby Lee	F	6-9	240	So.	1L	Meridian, Idaho (Rocky Mountain HS)
42	Richard Harward	C	6-11	255	Jr.	TR	Orem, Utah (Utah Valley)
44	Connor Harding	G	6-6	185	So.	1L	Pocatello, Idaho (Highland HS)

COACHING STAFF

Head Coach	Mark Pope, 1st year (Kentucky, 1996)
Overall/BYU Record	77-56 (5th season) / 0-0 (1st season)
Assistant Coach	Chris Burgess (Utah, 2014)
Assistant Coach	Cody Fueger (Utah, 2006)
Assistant Coach	Nick Robinson (Stanford, 2005)
Director Basketball Operations	Bobby Horodyski (Central Florida, 2013)
Coordinator of Player Development	TBD
Graduate Assistant	Nate Austin (BYU, 2016)
Graduate Assistant	Luke Worthington (BYU, 2019)
Athletic Trainer	Robert Ramos (BYU, 1995)
Strength and Conditioning Coach	Erick Schork (Springfield, 1995)

PRONUNCIATION GUIDE

Alex Barcello	bar-SELL-o
Yoeli Childs	YO-lee
Zac Seljaas	SELL-yus



STATE BREAKDOWN

Arizona Alex Barcello Wyatt Lowell Jake Toolson	Utah Gavin Baxter Yoeli Childs Richard Harward TJ Haws Trevin Knell Blaze Nield Dalton Nixon Zac Seljaas Jesse Wade
California Taylor Maughan	Washington Evan Troy
Colorado Cameron Pearson	
Idaho Connor Harding Kolby Lee	

CLASS BREAKDOWN

Freshman Trevin Knell Cameron Pearson	Junior Alex Barcello Richard Harward
Sophomore Gavin Baxter Connor Harding Kolby Lee Wyatt Lowell Blaze Nield Jesse Wade	Senior Yoeli Childs TJ Haws Taylor Maughan Dalton Nixon Zac Seljaas Jake Toolson Evan Troy

2019-20 ROSTER BREAKDOWN

LINEUP BREAKDOWN

STARTERS RETURNING (5)

No.	Name	Pos.	Ht.	Wt.	Yr.
2	Zac Seljaas	G	6-7	215	Sr.
23	Yoeli Childs	F	6-8	225	Sr.
25	Gavin Baxter	F	6-9	210	So.
30	TJ Haws	G	6-4	170	Sr.
44	Connor Harding	G	6-6	185	So.

OTHER LETTERMEN RETURNING (4)

No.	Name	Pos.	Ht.	Wt.	Yr.
13	Taylor Maughan	G	6-4	190	Sr.
24	Evan Troy	G	6-5	180	Sr.
33	Dalton Nixon	F	6-7	215	Sr.
40	Kolby Lee	F	6-9	240	So.

RETURNING REDSHIRTS (2)

No.	Name	Pos.	Ht.	Wt.	Yr.
10	Jesse Wade	G	6-1	175	So.
15	Cameron Pearson	G	6-0	175	Fr.

NEWCOMERS (6)

No.	Name	Pos.	Ht.	Wt.	Yr.
1	Wyatt Lowell	F	6-10	205	So.
3	Blaze Nield	G	6-1	185	So.
4	Alex Barcello	G	6-2	180	Jr.
5	Jake Toolson	G	6-5	205	Sr.
21	Trevin Knell	G	6-5	190	Fr.
42	Richard Harward	C	6-11	255	Jr.

STARTERS LOST (3)

No.	Name	Pos.	Ht.	Wt.	Yr.
4	Nick Emery	G	6-2	185	Jr.
24	McKay Cannon	G	6-0	185	Sr.
41	Luke Worthington	F	6-10	235	Sr.

OTHER LETTERMEN LOST (2)

No.	Name	Pos.	Ht.	Wt.	Yr.
0	Jahshire Hardnett	G	6-0	185	Jr.
1	Rylan Bergersen	G	6-6	200	So.

RETURNING PRODUCTION

POINTS

Yoeli Childs	21.2
TJ Haws	17.8
Zac Seljaas	7.1
Connor Harding	6.2
Gavin Baxter	4.7

REBOUNDS

Yoeli Childs	9.7
TJ Haws	3.5
Zac Seljaas	3.5
Gavin Baxter	3.1
Connor Harding	2.9

ASSISTS

TJ Haws	5.1
Yoeli Childs	2.1
Zac Seljaas	1.3

BLOCKS


Gavin Baxter	1.1
Yoeli Childs	1.0

STEALS

TJ Haws	1.2
Yoeli Childs	1.0
Zac Seljaas	0.7

RETURNING STATISTICAL LEADERS

Minutes	TJ Haws	33.4
Points	Yoeli Childs	21.2
Field Goals	Yoeli Childs	258
Field Goal Pct.	Gavin Baxter	.648
3-Pointers	TJ Haws	57
3-Point FG Pct.	Zac Seljaas	.373
Free Throws	TJ Haws	165
Free-Throw Pct.	TJ Haws	.868
Rebounds	Yoeli Childs	9.7
Assists	TJ Haws	5.1
Blocks	Gavin Baxter	1.1
Steals	TJ Haws	1.2





YOELI CHILDS

SENIOR • FORWARD
6-8 • 225
SOUTH JORDAN, UTAH
BINGHAM HS



HISTORY OF #23

Greg Anderson	1976-79
Jimmy Balderson	2001-02, 04-07
Nathan Call	1986-88, 90-92
Cory Calvert	2012-13
Grig Clawson	1971-75
Jeff Congdon	1963-66
Steve Craig	1975-76, 78-81
Jon Dresser	1966-69
Valoy Eaton	1957-60
Skyler Halford	2013-15
Brian Hamilton	1996-99
Shawn Lindquist	1992-94
Matt Lohner	1994-96
Ty Shippen	2000-01
Ron Steinke	1959-63
Tom Steinke	1954-57
Richie Webb	1980-81, 83-86

JUNIOR (2018-19)

- Named to the All-WCC First Team
- Named to the USBWA All-District VIII Team
- Named to the NABC All-District 9 First Team
- Named the Dec. 10 WCC Player of the Week and NCAA.com March Madness Player of the Week
- Named the Jan. 14 WCC Player of the Week
- One of 10 candidates for the 2019 Karl Malone Power Forward of the Year Award
- Named to the mid-season watch lists for the Lute Olson Player of the Year and the Lou Henson Mid-Major Player of the Year awards
- Named the Male Athlete of the Year at the Y Awards
- Received the Co-Most Outstanding Player Award at the end of season banquet
- Named to the Men Against Breast Cancer Cougar Cup All-Tournament Team
- Scored 31 points in three-straight games (Weber State, Utah State Utah), the first Cougar to score 30-plus in three-straight games since Jimmer Fredette in the final five games of the 2010-11 season
- Posted season highs of 31 points (3 times), 16 rebounds (twice), 6 assists (at Illinois State), 4 blocks (San Diego) and 5 steals (Utah State)
- Nationally was 15th in double-doubles, 24th in rebounds per game, 29th in points per game and 92nd in field goal percentage

- In the WCC was first in scoring, first in rebounding, first in double-doubles, first in defensive rebounds, sixth in blocked shots, sixth in offensive rebounds and 10th in field goal percentage
- Scored in double figures 31 times, had 20-plus points and 30-plus points three times
- Had 17 double-doubles, three-plus blocks twice, three-plus steals twice and three-plus 3-pointers three times
- Led the team in scoring 20 times, rebounding 27 times and assists six times

SOPHOMORE (2017-18)

- Named to the All-WCC First Team
- Named to the USBWA All-District VIII Team
- Named to the NABC All-District 9 First Team
- Earned a spot on the WCC All-Tournament Team
- Named to the Barclays Center Classic All-Tournament Team
- Named the Jan. 15, 2018, WCC Player of the Week
- Received the Male Crowd Pleaser Award at the 2018 Y Awards
- Received the Most Outstanding Player Award at the end of season banquet
- Posted season highs of 33 points (Saint Mary's), 13 rebounds (4 times), 8 assists (at Santa Clara), 5 blocks (twice), 4 steals (Idaho State) and 3 3-point field goals (twice)
- Nationally was 20th in double-doubles, 41st in defensive rebounds per game, 59th in field-goal percentage, 61st in blocked shots per game, 62nd in rebounds per game and

CAREER STATISTICS

YEAR	GP-GS	MP	FG-FGA	PCT	3FG-A	PCT	FT-FTA	PCT	O-D-REB	AVG	PF-FO	A	TO	BLK	STL	PTS	AVG
2016-17	33-26	25.9	122-222	.550	0-2	.000	62-106	.585	62-210-272	8.2	80-3	41	57	46	19	306	9.3
2017-18	35-34	34.0	246-455	.541	15-48	.313	117-182	.643	70-231-301	8.6	79-3	77	76	63	30	624	17.8
2018-19	32-32	33.3	258-509	.507	32-99	.323	131-185	.708	66-243-309	9.7	84-4	66	88	33	31	679	21.2
TOTAL	100-92	31.1	626-1186	.528	47-149	.315	310-473	.655	198-684-882	8.8	243-10	184	221	142	80	1609	16.1

CAREER CONFERENCE STATISTICS

YEAR	GP-GS	MP	FG-FGA	PCT	3FG-A	PCT	FT-FTA	PCT	O-D-REB	AVG	PF-FO	A	TO	BLK	STL	PTS	AVG
2016-17	17-16	26.6	68-130	.523	0-2	.000	34-57	.596	37-103-140	8.2	47-3	20	26	23	10	170	10.0
2017-18	18-17	34.1	126-224	.563	5-21	.238	65-97	.670	33-126-159	8.8	45-2	50	41	29	11	322	17.9
2018-19	16-16	34.3	118-249	.474	20-55	.364	75-110	.682	31-121-152	9.5	41-2	26	45	16	18	331	20.7
TOTAL	51-49	31.6	312-603	.517	25-78	.321	174-264	.659	101-350-451	8.8	133-7	96	112	68	39	823	16.1

CAREER CONFERENCE TOURNAMENT STATISTICS

YEAR	GP-GS	MP	FG-FGA	PCT	3FG-A	PCT	FT-FTA	PCT	O-D-REB	AVG	PF-FO	A	TO	BLK	STL	PTS	AVG
2016-17	2-2	33.5	8-17	.471	0-0	.000	5-6	.833	3-11-14	7.0	3-0	6	6	1	2	21	10.5
2017-18	3-3	37.7	29-50	.580	6-9	.667	11-15	.733	5-17-22	7.3	7-0	3	2	5	4	75	25.0
2018-19	1-1	25.0	6-18	.333	0-3	.000	2-2	1.000	1-5-6	6.0	3-0	0	3	0	0	14	14.0
TOTAL	6-6	34.2	43-85	.506	6-12	.500	18-23	.783	8-33-42	7.0	13-0	9	11	6	6	110	18.3

CAREER POSTSEASON STATISTICS

YEAR	GP-GS	MP	FG-FGA	PCT	3FG-A	PCT	FT-FTA	PCT	O-D-REB	AVG	PF-FO	A	TO	BLK	STL	PTS	AVG
2017*	1-1	31.0	2-6	.333	0-0	.000	2-2	1.000	3-5-8	8.0	0-0	2	3	0	0	6	6.0
2018*	1-1	33.0	5-15	.333	1-4	.250	0-0	.000	2-8-10	10.0	5-1	2	0	0	0	11	11.0
TOTAL	2-2	32.0	7-21	.333	1-4	.250	2-2	1.000	5-13-18	9.0	5-1	4	3	0	0	17	8.5

*NIT

CAREER HIGHS

Points: 33 vs. Saint Mary's - 03/05/18
 1st half: 18 vs. Saint Mary's - 03/05/18
 2nd half: 20 (2x) last vs. Portland - 01/10/19
 Rebounds: 17 at San Francisco - 02/11/17
 Assists: 8 at Santa Clara - 01/13/18
 Steals: 5 vs. Utah State - 12/05/18
 Blocks: 5 (2x) last vs. LMU - 01/18/18
 FG made: 13 vs. Saint Mary's - 03/05/18
 FG attempts: 24 (2x) last at San Diego - 02/14/19
 3FG made: 3 (5x) last at San Diego - 02/14/19
 3FG attempts: 6 at San Diego - 02/14/19
 FT made: 14 vs. San Diego - 03/02/19
 FT attempts: 19 14 vs. San Diego - 03/02/19
 Minutes: 45 vs. San Francisco - 02/10/18

MISCELLANEOUS

	18-19	Career
Double-Figure Points	31 (18-13)	77 (52-25)
20-plus Points	18 (11-7)	33 (23-10)
Double-Figure Rebounds	17 (12-5)	43 (32-11)
Double-Doubles	17 (12-5)	37 (27-10)
3-Plus Steals	2 (2-0)	4 (4-0)
3-Plus Blocks	2 (2-0)	17 (14-3)
3-Plus 3-Point Field Goals	3 (2-1)	5 (3-2)
Scoring Leader	20 (11-9)	35 (22-13)
Rebound Leader	27 (16-11)	62 (41-21)
Assist Leader	6 (0-6)	14 (6-6)
Dunks	45	137

YOELI CHILDS

116th in points per game

- In the WCC was second in rebounding, second in defensive rebounds, tied for second in double-doubles, third in scoring, third in blocked shots, seventh in field goal percentage and eighth in offensive rebounds
- Scored in double figures 33 times and had 20-plus points 14 times
- Had 15 double-doubles, three-plus blocks 8 times, three-plus steals twice and three-plus 3-point field goals twice
- Led the team in scoring 14 times, rebounds 23 times and assists seven times

FRESHMAN (2016-17)

- Named to the All-WCC Freshman Team
- Received Bronze Honors on the WCC Commissioner's Honor Roll
- Received the Most Improved Player Award at the end of season banquet
- Nationally was 53rd in defensive rebounds per game, 85th in total rebounds, 93rd in rebounds per game, 105th in total blocks, 109th in blocked shots per game and 197th in double-doubles
- Nationally among freshmen was 3rd in rebounds per game, 3rd in defensive rebounds per game, 15th in blocks per game, 33rd in field goal percentage and 36th in offensive rebounds per game,
- In the WCC was 2nd in defensive rebounds, 3rd in rebounding, 5th in field goal percentage, 5th in blocked shots, 5th in double-doubles and 9th in offensive rebounds
- His 17 rebounds at San Francisco were the second most by a WCC player in 2016-17
- Posted season highs of 23 points (at San Francisco), 17 rebounds (at San Francisco), 5 assists (LMU), 2 steals (3 times) and 4 blocks (CSU Bakersfield)
- Scored in double figures 13 times
- Had 5 double-doubles, 10 games with double figure rebounds

and 3-plus blocks 7 times

- Led BYU in scoring once, rebounds 12 times and assists once

BEFORE BYU

- Played for Jake Schroeder at Bingham High School
- As a senior in 2015-16 averaged 18.5 points, 10.7 rebounds and 2.4 assists and led Bingham to a record of 24-2 overall and 12-0 in district play and the 5A state title
- Named the 5A MVP by the Deseret News and first-team all-state by the Salt Lake Tribune in 2016
- Played in the Ballislife All-American Game
- As a junior in 2014-15 averaged 16.4 points, 10.7 rebounds and 2.4 assists and led Bingham to a record of 20-4 overall and 9-1 in district play and a trip to the 5A quarterfinals
- Named 5A first-team all-state by the Deseret News and the Salt Lake Tribune in 2015
- As a sophomore in 2013-14 averaged 11.1 points and 5.3 rebounds while helping Bingham to the 5A quarterfinals
- Named 5A third-team all-state by the Deseret News in 2014
- Ranked No. 53 in ESPN's top 100 for the class of 2016
- Named a four star recruit by ESPN and a three star recruit by Scout and Rivals
- Ranked No. 16 nationally among centers by ESPN
- Named the No. 4 recruit in Utah by ESPN
- Also recruited by Oregon, Oregon State and Stanford
- Played for the Utah Prospects AAU team coached by Tim Davis

PERSONAL

- Wife Megan plays volleyball at Utah Valley
- Mother is Kara Childs
- Has one brother



YOELI CHILDS

2016-17

Opponent	MP	FG	3FG	FT	REB	PF	A	TO	B	S	PTS
Princeton	23	2-5	0-0	1-4	0-6-6	2	0	1	1	0	5
Coppin State	20	4-5	0-0	0-1	3-12-15	2	3	5	1	1	8
Coastal Carolina	19	2-2	0-0	0-0	0-3-3	0	1	2	1	0	4
vs Saint Louis	17	2-3	0-0	2-0	0-4-4	0	2	2	2	0	6
vs Valparaiso	11	1-2	0-0	1-2	0-2-2	3	1	0	2	0	3
Utah Valley	19	4-7	0-0	0-2	1-5-6	2	0	0	1	0	8
vs Utah State	26	4-7	0-0	1-2	4-8-12	3	0	1	0	1	9
vs USC	17	2-4	0-0	1-2	3-4-7	3	0	1	2	1	5
Weber State	27	5-8	0-0	0-0	0-8-8	4	0	2	1	1	10
Colorado	34	5-7	0-0	1-5	2-10-12	3	0	1	1	0	11
vs Illinois	31	3-5	0-0	2-2	3-6-9	4	1	1	3	2	8
Idaho State	26	4-6	0-0	5-6	2-12-14	3	3	3	3	1	13
CSU Bakersfield	34	6-8	0-0	7-13	1-11-12	1	1	3	4	0	19
Santa Clara	20	2-7	0-0	3-4	1-6-7	2	1	0	1	0	7
at Loyola Marymount	31	6-10	0-0	3-5	5-3-8	2	3	1	1	2	15
at Saint Mary's	28	1-5	0-0	1-2	1-3-4	1	0	0	0	0	3
Pacific	22	5-7	0-0	4-4	2-6-8	2	2	2	3	1	14
San Francisco	32	4-6	0-0	0-0	1-2-3	3	2	3	3	1	8
at San Diego	23	2-5	0-0	2-3	0-3-3	5	1	2	1	0	6
Pepperdine	23	3-8	0-1	2-4	5-9-14	1	1	0	2	0	8
at Pacific	30	3-7	0-0	1-1	2-12-14	3	1	2	2	1	7
at Santa Clara	24	4-6	0-0	0-0	5-6-11	3	0	2	0	0	8
Loyola Marymount	26	3-7	0-0	4-8	0-8-8	4	1	3	2	0	10
Gonzaga	29	4-9	0-0	3-3	2-6-8	2	1	1	0	0	11
Portland	31	6-8	0-0	3-5	2-8-10	3	1	2	3	2	15
at Pepperdine	16	2-4	0-0	2-2	2-5-7	5	1	2	0	1	6
at San Francisco	39	10-16	0-1	3-8	4-13-17	0	2	2	3	1	23
San Diego	25	5-8	0-0	2-4	3-5-8	4	2	1	1	0	12
Saint Mary's	33	6-13	0-0	1-2	1-6-7	2	1	3	1	1	13
at Portland					DNP						
at Gonzaga	20	2-4	0-0	0-2	1-2-3	5	2	0	0	0	4
vs Loyola Marymount	38	4-8	0-0	5-6	2-7-9	2	5	4	1	1	13
vs Saint Mary's	29	4-9	0-0	0-0	1-4-5	1	1	2	0	1	8
UT Arlington	31	2-6	0-0	2-2	3-5-8	0	2	3	0	0	6

2018-19

Opponent	MP	FG	3FG	FT	REB	PF	A	TO	B	S	PTS
at Nevada	26	7-15	0-1	2-2	3-9-12	5	3	0	0	0	16
Utah Valley	38	7-20	0-5	6-7	2-13-15	2	3	3	2	1	20
Northwestern State	28	7-13	0-1	4-6	5-11-16	4	3	2	2	1	18
Oral Roberts	31	9-19	2-4	4-6	1-13-14	1	3	2	1	1	24
Alabama A&M	30	7-10	0-0	4-4	4-8-12	1	4	0	0	0	18
Rice	31	13-18	1-2	1-1	1-6-7	2	5	2	2	1	28
Houston	34	7-15	1-4	1-2	3-6-9	1	1	2	0	0	16
at Illinois State	42	10-21	3-5	4-6	4-12-16	3	6	5	2	1	27
at Weber State	36	13-23	2-5	3-7	0-7-7	5	3	3	2	0	31
Utah State	33	11-18	1-4	8-8	1-6-7	3	1	3	1	5	31
vs Utah	37	13-16	1-3	4-5	4-7-11	2	2	1	0	0	31
Portland State	24	4-8	0-0	5-8	0-6-6	2	2	1	3	1	13
vs UNLV	44	12-21	0-1	1-2	3-8-11	3	1	4	0	2	25
at San Diego State	28	3-7	0-2	5-7	2-4-6	4	2	6	1	0	11
at Mississippi State	30	11-18	1-4	2-2	1-1-2	2	1	6	1	0	25
at Pacific	31	5-14	1-4	2-4	3-9-12	5	2	2	1	0	13
at Saint Mary's	33	8-15	0-2	5-7	2-10-12	2	2	5	0	0	21
Portland	30	9-13	2-4	8-9	3-9-12	3	3	3	1	0	28
Santa Clara	34	9-17	3-5	6-8	0-6-6	3	0	3	0	2	27
at Pepperdine	34	8-13	1-2	3-5	0-5-5	3	0	1	1	1	20
at San Francisco	37	9-21	2-5	5-9	0-4-4	1	2	2	0	1	25
Saint Mary's	38	10-24	1-3	2-4	5-6-11	0	0	1	2	2	23
Gonzaga	34	3-11	1-3	5-6	2-5-7	5	3	2	0	1	12
Loyola Marymount	33	3-7	0-1	0-0	1-8-9	2	2	5	2	2	6
at Portland	28	5-12	0-3	7-8	5-6-11	4	0	3	0	2	17
Pacific	36	8-17	1-5	2-7	3-10-13	1	2	3	1	0	19
at San Diego	43	10-24	3-6	4-6	2-10-12	2	0	3	2	2	27
at Loyola Marymount	37	6-11	1-2	5-5	0-4-4	0	5	2	0	1	18
San Francisco	38	11-17	1-3	5-9	3-11-14	3	3	3	2	1	28
at Gonzaga	30	7-15	2-3	2-4	1-6-7	4	1	4	0	0	18
San Diego	33	7-18	1-4	14-19	1-12-13	3	1	3	4	3	29
vs San Diego	25	6-18	0-3	2-2	1-5-6	3	0	3	0	0	14

2017-18

Opponent	MP	FG	3FG	FT	REB	PF	A	TO	B	S	PTS
Mississippi Valley State	31	5-11	0-2	3-3	0-10-10	1	6	2	5	0	13
at Princeton	39	1-4	0-1	6-6	0-11-11	0	1	5	3	0	8
UT Arlington	32	6-13	0-2	0-0	2-3-5	1	1	3	2	1	12
Niagara	35	10-17	0-0	1-3	2-3-5	4	1	2	1	2	21
vs Alabama	36	9-16	0-1	3-9	6-5-11	2	0	3	2	0	21
vs UMass	37	7-15	1-1	4-6	3-8-11	1	5	0	4	2	19
at Utah Valley	37	9-13	2-2	4-6	6-5-11	2	4	3	3	1	24
at Utah State	35	7-14	0-1	3-5	2-6-8	1	1	2	2	0	17
Illinois State	26	6-10	0-1	5-7	1-6-7	3	0	3	0	1	17
vs Weber State	34	4-11	0-1	2-6	0-10-10	0	2	3	2	1	10
Utah	28	7-13	0-1	1-4	1-4-5	1	0	4	3	1	15
Idaho State	29	8-10	0-1	4-7	2-6-8	4	1	2	2	4	20
Texas Southern	33	7-16	0-0	5-8	5-3-8	2	0	1	0	2	19
Portland	35	9-15	0-1	8-12	4-9-13	1	1	1	2	1	26
Saint Mary's	41	11-23	1-2	6-7	4-6-10	4	0	2	1	2	29
at San Francisco	30	6-9	0-1	1-2	2-6-8	3	1	5	1	0	13
at Pacific	39	4-10	2-3	3-7	0-6-3	3	4	3	0	0	13
Pepperdine	31	8-11	0-1	5-11	3-9-12	3	6	3	1	3	21
at Santa Clara	30	9-16	0-1	4-4	1-12-13	2	8	1	2	0	22
Loyola Marymount	36	5-7	0-0	5-7	2-8-10	3	2	1	5	0	15
San Diego	36	5-13	1-2	3-8	2-4-6	0	4	0	2	1	14
at Saint Mary's	26	6-10	1-1	2-2	0-1-1	5	3	2	4	0	14
Pacific	33	10-15	0-0	6-7	2-4-6	1	0	2	1	1	26
at Loyola Marymount	37	6-11	0-1	3-3	3-10-13	4	3	3	1	0	15
at Gonzaga	37	7-12	0-1	0-0	2-9-11	3	4	2	1	0	14
Santa Clara	34	9-14	0-1	2-3	2-8-10	1	5	4	1	0	20
San Francisco	45	7-14	0-0	6-8	2-7-9	1	2	2	1	0	20
at Pepperdine	39	7-11	0-1	4-6	1-5-6	1	3	5	2	2	18
at San Diego	22	3-8	0-1	2-2	0-4-4	5	1	1	2	0	8
at Portland	26	7-11	1-3	0-0	0-13-13	2	3	2	1	1	15
Gonzaga	36	7-14	0-1	5-8	3-5-8	3	0	2	1	0	19
vs San Diego	40	9-16	0-2	4-7	2-6-8	3	2	0	0	1	22
vs Saint Mary's	39	13-18	3-3	4-4	1-5-6	2	1	2	2	2	33
vs Gonzaga	34	7-16	3-4	4-4	2-6-8	2	0	0	3	1	20
at Stanford	33	5-15	1-4	0-0	2-8-10	5	2	0	0	0	11





TJ HAWS

SENIOR • GUARD
6-4 • 170
ALPINE, UTAH
LONE PEAK HS



HISTORY OF #30

Harry Anderson	1954-57
Tyrone Brown	1996-97
Lee Cumnard	2005-09
Jerry Dahlman	1961-63
Gary Earnest	1958-61
John Hatch	1967-68
Craig Lewis	1987-88
Mike May	1976-79
Dalton Nixon	2014-15
Bill Ruffner	1963-64, 65-66

JUNIOR (2018-19)

- A team captain
- Named to the All-WCC Second Team
- Named to the NABC All-District 9 Second Team
- Named the Feb. 18 WCC Player of the Week
- Named to the WCC All-Academic Team
- Received Bronze Honors on the WCC Commissioner's Honor Roll
- Named to the Google Cloud Academic All-District 8 First Team
- Received the Academic Excellence Award and Co-Most Outstanding Player Award at the end of season banquet
- Named the Male Crowd Pleaser at the Y Awards
- Named to the Men Against Breast Cancer Cougar Cup All-Tournament Team
- Scored 34 points vs. Pepperdine and hit 18 of 22 from the free-throw line – only Jimmer Fredette has made and attempted more free throws in a single game in BYU history
- Posted season highs of 35 points (at San Diego), 8 rebounds (twice), 8 assists (4 times), 2 blocks (Utah), 3 steals (3 times) and 6 3-point field goals (Houston)
- Nationally was 27th in free-throw percentage, 38th in free throws made, 59th in assists per game, 70th in assist to turnover ratio, 82nd in free throw attempts and 102nd in points per game
- In the WCC was first in free-throw percentage, fourth in assists, fourth in assist to turnover ratio, sixth in scoring, 10th in minutes played, 12th in 3-point field goals made and 14th in steals

- Scored in double figures 26 times and 20-plus points 12 times
- Had three-plus steals three times and three-plus 3-point field goals 12 times
- Led the team in scoring 11 times, rebounds once and assists 25 times

SOPHOMORE (2017-18)

- Received All-WCC Honorable Mention
- Named to the WCC All-Academic Team
- Received Bronze Honors on the WCC Commissioner's Honor Roll
- Received the Playmaker Award at the end of season banquet
- Played in and started all 35 games
- Nationally was 80th in assist to turnover ratio and 113th in total assists
- In the WCC was fourth in assist/turnover ratio, fifth in free-throw percentage, fifth in steals, eighth in assists and 20th in scoring
- Posted season highs of 26 points (San Francisco), 6 rebounds (4 times), 8 assists (UT Arlington), 2 blocks (Mississippi Valley State), 4 steals (San Diego) and 4 3-point field goals (4 times)
- Against Weber State hit 7 of 12 from the field, 4 of 6 from 3-point range and 6 of 6 from the free-throw line for 24 points
- At home against San Diego hit 10 of 14 from the field and 4 of 8 from 3-point range for 24 points

CAREER STATISTICS

YEAR	GP-GS	MP	FG-FGA	PCT	3FG-A	PCT	FT-FTA	PCT	O-D-REB	AVG	PF-FO	A	TO	BLK	STL	PTS	AVG
2016-17	34-34	30.6	147-347	.424	76-188	.404	100-127	.787	9-88-97	2.9	77-2	110	86	4	34	470	13.8
2017-18	35-35	33.7	139-339	.410	50-162	.309	82-98	.837	12-84-96	2.7	69-1	146	66	10	43	410	11.7
2018-19	32-32	33.4	174-376	.463	57-162	.352	165-190	.868	10-102-112	3.5	69-1	162	75	9	38	570	17.8
TOTAL	101-101	32.6	460-1062	.433	183-512	.357	347-415	.836	31-274-305	3.0	215-4	418	227	23	115	1450	14.4

CAREER CONFERENCE STATISTICS

YEAR	GP-GS	MP	FG-FGA	PCT	3FG-A	PCT	FT-FTA	PCT	O-D-REB	AVG	PF-FO	A	TO	BLK	STL	PTS	AVG
2016-17	18-18	30.3	84-189	.444	44-105	.419	57-73	.781	3-48-51	2.8	45-2	58	48	4	14	269	14.9
2017-18	18-18	34.8	75-177	.424	27-83	.325	38-47	.809	8-36-44	2.4	34-0	77	37	6	27	215	11.9
2018-19	16-16	33.5	86-186	.462	26-77	.338	103-118	.873	6-42-48	3.0	37-0	84	43	3	20	301	18.8
TOTAL	52-52	32.9	245-552	.444	97-265	.366	198-238	.832	17-126-143	2.8	116-2	219	128	13	61	785	15.1

CAREER CONFERENCE TOURNAMENT STATISTICS

YEAR	GP-GS	MP	FG-FGA	PCT	3FG-A	PCT	FT-FTA	PCT	O-D-REB	AVG	PF-FO	A	TO	BLK	STL	PTS	AVG
2016-17	2-2	32.5	7-21	.333	4-11	.364	9-11	.818	1-3-4	2.0	4-0	5	5	0	0	27	13.5
2017-18	3-3	34.7	10-22	.455	1-6	.167	7-8	.875	0-6-6	2.0	7-1	12	7	0	2	28	9.3
2018-19	1-1	32.0	2-12	.167	0-4	.000	6-8	.750	0-1-1	1.0	0-0	3	1	0	2	10	10.0
TOTAL	6-6	33.5	19-55	.345	5-21	.238	22-27	.815	1-10-11	1.8	11-1	20	13	0	4	65	10.8

CAREER POSTSEASON STATISTICS

YEAR	GP-GS	MP	FG-FGA	PCT	3FG-A	PCT	FT-FTA	PCT	O-D-REB	AVG	PF-FO	A	TO	BLK	STL	PTS	AVG
2017*	1-1	24.0	3-7	.429	3-5	.600	2-4	.500	0-2-2	2.0	2-0	3	4	0	0	11	11.0
2018*	1-1	27.0	5-13	.385	0-7	.000	0-0	.000	1-1-2	2.0	3-0	3	2	1	2	10	10.0
TOTAL	2-2	25.5	8-20	.400	3-12	.250	2-4	.500	1-3-4	2.0	5-0	6	6	1	2	21	10.5

*NIT

CAREER HIGHS

Points: 35 at San Diego – 02/14/2019
 1st half: 18 vs. Portland State – 12/12/18
 2nd half: 23 vs. Gonzaga – 02/02/17
 Rebounds: 8 (2x) last at Illinois State – 11/28/18
 Assists: 8 (6x) last at Gonzaga – 02/23/19
 Steals: 4 (2x) last vs. San Diego – 01/20/18
 Blocks: 2 (2x) last vs. Utah – 12/08/18
 FG made: 11 at San Diego – 02/14/19
 FG attempts: 19 (2x) last vs. Houston – 11/24/18
 3FG made: 6 (2x) last vs. Houston – 11/24/18
 3FG attempts: 12 (2x) last vs. Houston – 11/24/18
 FT made: 18 at Pepperdine – 01/17/19
 FT attempts: 22 at Pepperdine – 01/17/19
 Minutes: 40 (6x) last vs. UNLV – 12/15/18

MISCELLANEOUS

	18-19	Career
Double-Figure Points	26 (15-11)	75 (49-26)
20-Plus Points	12 (8-4)	21 (14-7)
3-Plus Steals	3 (1-2)	12 (6-6)
3-Plus 3-Point FG	12 (9-3)	36 (27-9)
Scoring Leader	11 (7-4)	22 (12-10)
Assist Leader	25 (16-9)	53 (35-18)
Rebound Leader	1 (0-1)	1 (0-1)
Dunks	0	2

TJ HAWS

- Scored 26 points and had 7 assists vs. San Francisco
- Scored in double figures 23 times and had 20-plus points five times
- Had three-plus steals four times and three-plus 3-point field goals eight times
- Led the team in scoring seven times and assists 20 times

FRESHMAN (2016-17)

- Named to the All-WCC First Team
- Named to the All-WCC Freshman Team
- Received Silver Honors on the WCC Commissioner's Honor Roll
- Received the Competitive Spirit Award at the end of season banquet
- Nationally was 135th in 3-point field goals made, 187th in 3-point field goals per game, 207th in 3-point field goal attempts and 209th in free-throw percentage
- Nationally among freshmen was 10th in 3-point field goals per game, 35th in points per game, 45th in assists per game, 64th in 3-point field goal percentage and 80th in steals per game
- In the WCC was 4th in 3-point field goals per game, 5th in free-throw percentage, 7th in assists, 9th in assist/turnover ratio, 10th in scoring, 10th in 3-point field goal percentage and T-10th in steals
- Posted season highs of 29 points (Gonzaga), 7 rebounds (Pacific), 7 assists (twice), 4 steals (USC), 1 block (4 times) and 6 3-point field goals (at San Diego)
- Scored in double figures 26 times and 20-plus points 4 times
- Made 3-plus 3-point field goals 16 times and had 3-plus steals 4 times
- Led the team in scoring 4 times and assists 8 times


BEFORE BYU

- A four-time 5A Utah state champion (2011, 2012, 2013, 2014) and a 2013 MaxPreps.com National Champion playing for Quincy Lewis at Lone Peak High School
- Posted career totals of 1,896 points (18.4 ppg) and 264 threes
- As a senior in 2013-14 averaged 25.2 points, 3.5 rebounds, 5.2 assists and 1.8 steals and hit 95 threes while leading Lone Peak to a 23-3, 11-1 record in region play
- Named the 2014 Mr. Basketball by the Deseret News and the 2014 Utah Gatorade Player of the Year

- Received first-team all-state honors from the Deseret News and the Salt Lake Tribune
- Named the 2014 Valley Player of the Year by the Daily Herald
- Earned 2014 5A Tournament MVP honors
- As a junior in 2012-13 averaged 17.1 points, 3.4 rebounds, 4.6 assists, 1.9 steals and hit 64 threes as Lone Peak finished 26-1 overall and 10-0 in region play
- Named the 2012-13 5A MVP by the Deseret News, first-team all-state by the Salt Lake Tribune and All-Valley Offensive MVP by the Daily Herald
- As a sophomore in 2011-12 averaged 17.4 points, 4.6 rebounds, 1.9 assists and 1.5 steals and hit 59 threes as Lone Peak finished 22-3 overall and 9-1 in region play
- Named first-team all-state by the Deseret News and the Salt Lake Tribune and All-Valley by the Daily Herald
- Named the 2012 5A Tournament MVP
- As a freshman in 2010-11 averaged 13.8 points and hit 46 threes as Lone Peak finished 24-1 overall and 12-0 in region play
- Named second-team all-state by the Deseret News and Salt Lake Tribune, all-valley by the Daily Herald and first-team all-Region 4
- Competed in the NBPA Top 100 camp during the summer of 2013
- Named a four-star recruit by ESPN, Scout and Rivals
- National overall recruiting rankings: 67th by ESPN, 57th by Scout, 70th by Rivals
- National position recruiting rankings: 13th by ESPN, 14th by Scout
- Played for DreamVision and Utah Reign during the AAU season

PERSONAL

- Wife's name is Lauren
- Parents are Marty and Tiffanie Haws
- Brother Tyler (2009-10, 12-15) is BYU's all-time leading scorer with 2,720 career points
- His father Marty Haws played for BYU from 1986-90 and earned All-WAC honors
- Served a mission for The Church of Jesus Christ of Latter-day Saints in France



2016-17


Opponent	MP	FG	3FG	FT	REB	PF	A	TO	B	S	PTS
Princeton	35	5-11	3-6	7-8	1-1-2	4	1	1	0	3	20
Coppin State	22	4-8	3-7	0-0	0-5-5	2	1	2	0	1	11
Coastal Carolina	29	3-12	1-3	1-2	0-4-3	1	5	2	0	0	8
vs Saint Louis	34	3-9	2-5	1-2	1-2-4	1	3	5	0	2	9
vs Valparaiso	26	6-10	3-5	0-0	0-2-2	3	0	1	0	0	15
Utah Valley	29	1-10	0-4	4-5	0-2-2	3	7	0	0	1	6
vs Utah State	30	2-8	0-4	2-2	0-2-4	0	1	0	0	1	6
vs USC	26	6-14	1-4	3-4	0-0-0	3	1	4	0	4	16
Weber State	37	5-10	2-5	3-3	1-1-2	3	5	3	0	0	15
Colorado	36	5-9	4-5	2-3	0-5-5	3	4	4	0	2	16
vs Illinois	33	4-12	1-7	1-1	0-6-6	1	5	3	0	3	10
Idaho State	31	5-9	3-7	4-5	0-2-2	1	6	1	0	3	17
CSU Bakersfield	37	4-8	2-5	4-4	0-3-3	1	5	3	0	0	14
Santa Clara	29	5-6	3-3	4-6	0-6-6	1	6	5	0	0	17
at Loyola Marymount	36	8-13	4-8	0-0	0-1-1	3	4	1	0	0	20
at Saint Mary's	31	3-10	0-2	1-1	1-2-3	0	1	0	0	0	7
Pacific	25	4-10	3-7	4-4	0-7-7	1	3	0	0	0	15
San Francisco	32	1-5	0-3	5-6	0-3-3	2	3	2	0	1	7
at San Diego	35	8-18	6-12	5-6	0-2-2	3	2	2	0	1	27
Pepperdine	20	3-7	1-3	1-2	0-1-1	4	6	2	1	1	8
at Pacific	36	6-11	3-6	1-3	0-3-3	4	5	4	0	2	16
at Santa Clara	32	4-12	1-6	6-7	0-1-1	2	3	4	0	2	15
Loyola Marymount	35	6-11	3-7	4-8	0-4-4	3	1	6	0	0	19
Gonzaga	34	8-19	4-9	10-10	0-2-2	0	1	1	1	0	29
Portland	32	4-11	2-6	5-6	0-2-2	3	1	2	1	1	15
at Pepperdine	26	3-10	1-6	7-8	1-0-1	3	3	3	0	0	14
at San Francisco	37	6-12	3-7	2-2	0-5-5	3	3	4	0	3	17
San Diego	28	4-8	3-5	1-2	0-2-2	5	7	2	0	0	12
Saint Mary's	33	4-8	1-3	2-2	0-1-1	0	2	2	1	1	11
at Portland	14	1-3	1-3	0-0	1-2-3	5	4	3	0	1	3
at Gonzaga	31	6-15	5-9	0-0	0-4-4	3	3	5	0	1	17
vs Loyola Marymount	33	2-7	2-5	8-10	1-2-3	3	4	4	0	0	14
vs Saint Mary's	32	5-14	2-6	1-1	0-1-1	1	1	1	0	0	13
UT Arlington	24	3-7	3-5	2-4	0-2-2	2	3	4	0	0	11

2017-18

Opponent	MP	FG	3FG	FT	REB	PF	A	TO	B	S	PTS
Mississippi Valley State	29	4-7	3-4	3-3	0-4-4	2	5	2	2	1	14
at Princeton	26	2-7	1-4	5-5	0-1-1	4	1	1	0	0	10
UT Arlington	37	4-10	2-7	1-2	0-6-6	3	8	3	0	0	11
Niagara	36	4-8	2-3	8-9	0-6-6	2	6	2	0	0	18
vs Alabama	35	4-11	1-6	0-0	1-3-4	1	6	1	0	0	9
vs UMass	28	0-10	0-3	1-2	1-1-2	2	3	3	0	1	1
at Utah Valley	34	4-13	2-9	1-1	0-1-1	2	4	1	0	1	11
at Utah State	33	2-9	1-6	5-6	0-6-6	3	1	3	1	2	10
Illinois State	34	8-16	4-9	0-0	0-2-2	1	3	0	1	0	20
vs Weber State	37	7-12	4-6	6-6	1-2-3	0	5	2	0	3	24
Utah	34	1-7	1-4	1-2	0-3-3	2	6	2	0	2	4
Idaho State	34	5-9	1-3	3-3	0-2-2	0	3	0	0	0	14
Texas Southern	24	4-8	0-2	3-4	0-4-4	3	3	0	0	1	11
Portland	35	2-7	0-2	4-4	0-6-6	3	4	2	0	1	8
Saint Mary's	40	3-10	1-2	0-0	0-2-2	0	5	1	0	2	7
at San Francisco	33	2-6	1-2	2-2	1-1-2	4	3	2	0	1	7
at Pacific	30	3-10	0-3	1-2	0-3-3	3	2	0	1	1	7
Pepperdine	30	3-8	0-2	4-5	0-0-0	3	3	2	0	1	10
at Santa Clara	33	5-9	4-5	0-1	0-2-2	2	4	1	0	1	14
Loyola Marymount	37	4-9	2-5	1-3	0-2-2	1	6	4	0	2	11
San Diego	36	10-14	4-8	0-2	0-0-0	2	3	2	1	4	24
at Saint Mary's	36	6-14	3-6	0-0	3-1-4	0	4	3	0	3	15
Pacific	36	2-8	0-5	4-4	0-0-0	4	7	3	0	2	8
at Loyola Marymount	26	2-9	1-7	2-3	1-1-2	1	3	3	0	1	7
at Gonzaga	39	9-16	3-7	1-1	0-2-2	1	4	4	1	1	22
Santa Clara	33	6-11	1-6	1-1	0-2-2	0	6	2	0	2	14
San Francisco	40	8-16	3-7	7-8	1-3-4	3	7	4	1	1	26
at Pepperdine	36	1-7	1-5	2-2	0-3-3	3	5	2	0	1	5
at San Diego	40	3-9	0-3	8-8	1-4-5	1	5	0	1	3	14
at Portland	35	4-8	2-6	0-0	0-2-2	1	4	1	1	0	10
Gonzaga	32	2-6	1-2	1-1	1-2-3	2	2	1	0	0	6
vs San Diego	33	3-6	0-2	7-8	0-0-0	5	3	3	0	0	13
vs Saint Mary's	40	5-8	1-3	0-0	0-2-2	1	7	0	0	1	11
vs Gonzaga	31	2-8	1-1	0-0	0-4-4	1	2	4	0	1	4
at Stanford	27	5-13	0-7	0-0	1-1-2	3	3	2	1	2	10

2018-19

Opponent	MP	FG	3FG	FT	REB	PF	A	TO	B	S	PTS
at Nevada	32	2-9	1-5	0-0	1-3-4	2	5	5	0	2	5
Utah Valley	35	8-13	3-8	4-6	0-4-4	2	4	4	0	2	23
Northwestern State	34	5-8	2-4	0-1	0-6-6	0	4	1	1	0	12
Oral Roberts	31	1-7	0-3	6-6	1-7-8	2	6	0	0	1	8
Alabama A&M	25	9-12	1-2	0-0	0-3-3	2	6	1	1	2	19
Rice	31	6-9	3-5	3-3	0-4-4	2	8	1	0	1	18
Houston	35	9-19	6-12	1-1	0-1-1	1	3	0	0	1	25
at Illinois State	40	6-18	1-8	9-10	1-7-8	4	6	2	0	0	22
at Weber State	31	1-9	0-3	6-7	0-3-3	5	3	2	0	0	8
Utah State	38	7-11	4-6	2-3	1-3-4	1	7	5	1	0	20
vs Utah	37	5-10	3-4	5-5	0-6-6	2	4	2	2	0	18
Portland State	33	9-15	5-10	7-9	0-3-3	2	5	2	0	1	30
vs UNLV	40	7-10	1-4	4-4	0-1-1	3	6	1	0	3	19
at San Diego State	32	7-13	0-2	4-4	0-2-2	2	5	1	0	0	18
at Mississippi State	28	4-15	1-5	5-5	0-6-6	2	3	4	1	3	14
at Pacific	36	6-12	4-8	8-11	0-2-2	3	6	1	0	1	24
at Saint Mary's	33	7-14	3-6	3-3	1-3-4	1	1	5	0	1	20
Portland	23	2-5	0-3	2-2	0-3-3	3	7	1	0	1	6
Santa Clara	39	4-9	2-4	6-7	0-5-5	2	8	1	0	2	16
at Pepperdine	39	7-14	2-7	18-22	1-6-7	2	8	6	0	2	34
at San Francisco	36	5-10	0-3	2-2	0-1-1	3	2	2	0	1	12
Saint Mary's	31	4-12	1-4	8-10	1-1-2	4	7	0	0	2	17
Gonzaga	32	7-14	0-2	2-2	0-3-3	3	2	2	0	1	16
Loyola Marymount	33	2-7	0-3	5-6	0-1-1	1	4	2	1	0	9
at Portland	28	8-13	3-8	3-4	0-1-1	1	3	2	0	3	22
Pacific	33	1-8	0-4	6-6	0-5-5	2	7	3	1	1	8
at San Diego	39	11-18	3-5	10-11	0-3-3	3	7	1	0	2	35
at Loyola Marymount	37	2-11	0-3	9-9	1-1-2	1	8	6	1	1	13
San Francisco	31	6-14	3-7	10-11	1-0-1	4	2	5	0	1	25
at Gonzaga	32	8-17	2-6	0-0	0-3-3	2	8	4	0	0	18
San Diego	34	6-8	3-4	11-12	1-4-5	2	4	2	0	1	26
vs San Diego	32	2-12	0-4	6-8	0-1-1	0	3	1	0	2	10





TAYLOR MAUGHAN

SENIOR • GUARD

6-4 • 210

FULLERTON, CALIFORNIA

BYU-HAWAII



HISTORY OF #13

Austin Ainge	2002-07
Kajon Brown	2017
Kent Durrant	1948-51
Andrew Johnston	2013-14
Tom Karren	1951-54
Colby Leifson	2016-17
Robert Orr	1940-43
Dane Runia	2001-02
Andy Toolson	1984-85, 87-90
Ron Turner	1954-55
Michael Vranes	1996-01
Vern Whatcott	1948-50
Brock Zylstra	2006-07, 09-13

JUNIOR (2018-19)

- Received Bronze Honors on the WCC Commissioner's Honor Roll
- Played in 14 games
- Hit 2 of 2 from the free-throw line at Portland for his first career points
- Had his first career rebound vs. Alabama A&M and first career assist vs. Portland State

BEFORE BYU

- Played his freshman season at BYU-Hawaii where he appeared in 27 games
- As a freshman at BYU-Hawaii averaged 4.5 points while shooting 39.2% from the field and 34.7% from 3
- Prepped at Troy High School for Coach Scott Blake
- As a senior averaged 21.5 points, 6.7 rebounds and 2.3 assists while leading Troy to 22-7 overall record
- Named to the All-County team as a senior
- Ranked in the top-10 in Orange County in scoring
- Holds his high school record for most 3-pointers in a single game with eight 3s
- As a junior averaged 16.7 points, 5.5 rebounds and 2.4 assists
- Named to the All-League first team as a junior and senior
- Four-year scholar athlete
- Played AAU for Branch West for Bob Gotlieb
- Lettered in track and field as a high jumper

PERSONAL

- Wife's name is Kaylee
- Parents are Reed and Patricia Maughan
- Has four siblings: Jason, Melissa, Stefanie and Jessica
- Served a Spanish speaking mission for The Church of Jesus Christ of Latter-day Saints in Columbus, Ohio and Oklahoma City, Oklahoma

2018-19

Opponent	MP	FG	3FG	FT	REB	PF	A	TO	B	S	PTS
at Nevada					DNP						
Utah Valley					DNP						
Northwestern State	2	0-1	0-1	0-0	0-0-0	0	0	0	0	0	0
Oral Roberts	2	0-0	0-0	0-0	0-0-0	0	0	0	0	0	0
Alabama A&M	4	0-1	0-1	0-0	0-1-1	1	0	0	0	0	0
Rice	2	0-0	0-0	0-0	0-0-0	0	0	0	0	0	0
Houston					DNP						
at Illinois State					DNP						
at Weber State					DNP						
Utah State					DNP						
vs Utah	0	0-0	0-0	0-0	0-0-0	0	0	1	0	0	0
Portland State	2	0-0	0-0	0-0	0-1-1	1	0	0	0	0	0
vs UNLV					DNP						
at San Diego State	1	0-0	0-0	0-0	0-0-0	0	1	0	0	0	0
at Mississippi State					DNP						
at Pacific					DNP						
at Saint Mary's	3	0-0	0-0	0-0	0-0-0	0	0	0	0	0	0
Portland	1	0-1	0-1	0-0	0-0-0	0	0	0	0	0	0
Santa Clara					DNP						
at Pepperdine					DNP						
at San Francisco					DNP						
Saint Mary's					DNP						
Conzaga	1	0-0	0-0	0-0	0-0-0	0	0	0	0	0	0
Loyola Marymount	0	0-0	0-0	0-0	0-0-0	0	0	0	0	0	0
at Portland	3	0-0	0-0	2-2	0-0-0	1	0	0	0	0	2
Pacific					DNP						
at San Diego					DNP						
at Loyola Marymount					DNP						
San Francisco					DNP						
at Gonzaga	1	0-0	0-0	0-0	0-0-0	0	0	0	0	0	0
San Diego					DNP						
vs San Diego	2	0-0	0-0	0-0	0-0-0	0	0	0	0	1	0

CAREER STATISTICS

YEAR	GP-GS	MP	FG-FGA	PCT	3FG-A	PCT	FT-FTA	PCT	O-D-REB	AVG	PF-FO	A	TO	BLK	STL	PTS	AVG
2018-19	14-0	1.7	0-3	.000	0-3	.000	2-2	1.000	0-2-2	0.1	3-0	1	1	0	1	2	0.1
TOTAL	14-0	1.7	0-3	.000	0-3	.000	2-2	1.000	0-2-2	0.1	3-0	1	1	0	1	2	0.1

CAREER CONFERENCE STATISTICS

YEAR	GP-GS	MP	FG-FGA	PCT	3FG-A	PCT	FT-FTA	PCT	O-D-REB	AVG	PF-FO	A	TO	BLK	STL	PTS	AVG
2018-19	6-0	1.5	0-1	.000	0-1	.000	2-2	1.000	0-0-0	0.0	1-0	0	0	0	0	2	0.3
TOTAL	6-0	1.5	0-1	.000	0-1	.000	2-2	1.000	0-0-0	0.0	1-0	0	0	0	0	2	0.3

CAREER CONFERENCE TOURNAMENT STATISTICS

YEAR	GP-GS	MP	FG-FGA	PCT	3FG-A	PCT	FT-FTA	PCT	O-D-REB	AVG	PF-FO	A	TO	BLK	STL	PTS	AVG
2018-19	1-0	2.0	0-0	.000	0-0	.000	0-0	.000	0-0-0	0.0	0-0	0	0	0	1	0	0.0
TOTAL	1-0	2.0	0-0	.000	0-0	.000	0-0	.000	0-0-0	0.0	0-0	0	0	0	1	0	0.0

CAREER HIGHS

Points: 2 at Portland – 02/07/19
 1st half: –
 2nd half: 2 at Portland – 02/07/19
 Rebounds: 1 (2x) last vs. Portland State – 12/12/18
 Assists: 1 at San Diego State – 12/22/18
 Steals: 1 vs. San Diego – 03/09/19
 Blocks: –
 FG made: –
 FG attempts: 1 (3x) last vs. Portland – 01/10/19
 3FG made: –
 3FG attempts: (3x) last vs. Portland – 01/10/19
 FT made: 2 at Portland – 02/07/19
 FT attempts: 2 at Portland – 02/07/19
 Minutes: 4 vs. Alabama A&M – 11/17/18



DALTON NIXON

SENIOR • FORWARD

6-7 • 215

OREM, UTAH

OREM HS



#33

HISTORY OF #33

Nate Austin	2011-16
Vince Bryan	1987-89
Jeff Campbell	1990-91, 93-97
Jack Cravens	1956-58
Larry DeLaittre	1969-70
Brian Frishman	1974-75
Todd Gentry	1986-87, 89-90
Jacob Hawkins	1998-99
Greg Humphreys	1985-87
Jim Kelson	1960-63
Steve Kramer	1963-66
Kari Liimo	1965-69
Kevin Nixon	1991-93
Timo Saarelainen	1980-85
Kalevi Sarkalhti	1970-73
Morgan Smith	1999-00
Glenn Stewart	1959-60

JUNIOR (2018-19)

- Played in 25 games and started 8
- Posted season highs of 15 points (Northwestern State), 7 rebounds (twice), 4 assists (Houston), 2 blocks (San Diego) and 3 steals (Utah State)
- Hit 5 of 9 from the field and 4 of 4 from the free-throw line for 15 points vs. Northwestern State
- Posted 5 points, 6 rebounds and 4 assists vs. Houston

(Santa Clara) and 1 steal (4 times)

- Posted 10 points, 3 rebounds, 2 assists and 1 steal vs. Southern Virginia
- Had 7 points, 3 rebounds, 1 assist and 1 block vs. Chaminade
- Totaled 5 points and 4 boards at Weber State
- Hit 4 of 4 from the field for 8 points and added 3 rebounds and 1 steal at San Diego

SOPHOMORE (2017-18)

- Played in 23 games, missed 12 due to injury
- Received the Best Conditioned Post Player Award at the end of season banquet
- Posted season highs of 15 points (UT Arlington), 8 rebounds (UT Arlington), 4 assists (Saint Mary's), 1 block (5 times), 2 steals (twice) and 2 3-point field goals (at Portland)
- Hit 5 of 6 from the field and 5 of 6 from the free-throw line for a career-best 15 points vs. UT Arlington
- Made 5 of 6 field goals for 12 points vs. Santa Clara
- At Portland made 5 of 10 from the field and 2 of 4 from 3-point field goals for 14 points
- Against Saint Mary's in the WCC Championships had 10 points, 6 rebounds, 4 assists and 1 steal
- Scored in double figures four times
- Led the team in scoring once, rebounds twice and assists once

BEFORE BYU

- A four-year letterman playing for Golden Holt at Orem High School
- Orem's all-time leading scorer with 1,367 points and a three-time first-team all-state honoree
- As a senior averaged 20.2 points, 8.9 rebounds, 1.7 assists and 1.1 steals as Orem finished 18-9 overall, 10-2 in region play and advanced to the 4A state championship game
- Named first-team all-state by the Deseret News and the Salt Lake Tribune
- As a junior averaged 17.5 points, 8.2 rebounds, 1.7 assists and 1.3 steals and hit 21 threes as Orem finished 20-4 overall and 13-1 in region play
- Named first-team all-state by the Deseret News and the Salt Lake Tribune, All-Valley by the Daily Herald
- As a sophomore averaged 12.5 points and 5.5 rebounds and hit 33 threes as Orem finished 24-1 overall, 14-0 in region play and won the 4A Utah state title
- Named first-team all-state by the Deseret News and the Salt Lake Tribune and All-Valley by the Daily Herald
- Named the 4A Tournament MVP as a sophomore
- Played for the Utah Prospects during the AAU season

FRESHMAN (2014-15)

- Played in 27 games and started 2
- Posted season highs of 10 points (Southern Virginia), 4 rebounds (4 times), 4 assists (San Francisco), 2 blocks

CAREER STATISTICS

YEAR	GP-GS	MP	FG-FGA	PCT	3FG-A	PCT	FT-FTA	PCT	O-D-REB	AVG	PF-FO	A	TO	BLK	STL	PTS	AVG
2014-15	27-2	12.0	9.7	20-47	.426	3-18	.167	13-13	1.000	5.19-24	1.7	19-1	12	4	4	56	2.1
2017-18	23-0	17.3	49-93	.527	5-21	.238	36-50	.720	27-42	6.9	3.0	42-0	30	19	5	139	6.0
2018-19	25-8	12.4	29-66	.439	1-16	.063	28-36	.778	22-44	6.6	2.6	48-1	19	18	6	107	3.5
TOTAL	75-10	13.0	98-206	.476	9-55	.164	77-99	.778	61-119-180	2.4	122-2	70	49	15	28	282	3.8

CAREER CONFERENCE STATISTICS

YEAR	GP-GS	MP	FG-FGA	PCT	3FG-A	PCT	FT-FTA	PCT	O-D-REB	AVG	PF-FO	A	TO	BLK	STL	PTS	AVG
2014-15	14-2	12.0	8-18	.444	1-8	.125	10-10	1.000	5.19-24	1.7	19-1	12	9	3	2	27	1.9
2017-18	11-0	16.3	21-39	.538	5-12	.417	13-17	.765	6.17-23	2.1	16-0	12	8	2	5	60	5.5
2018-19	10-0	6.0	2-9	.222	0-1	.000	5-6	.833	1-12-13	1.3	8-0	1	1	1	3	9	0.9
TOTAL	35-2	11.6	31-66	.470	6-21	.286	28-33	.848	12-48-60	1.7	43-1	25	18	6	10	96	2.7

CAREER CONFERENCE TOURNAMENT STATISTICS

YEAR	GP-GS	MP	FG-FGA	PCT	3FG-A	PCT	FT-FTA	PCT	O-D-REB	AVG	PF-FO	A	TO	BLK	STL	PTS	AVG
2014-15	2-0	1.0	0-1	.000	0-1	.000	0-0	.000	0-0-0	0.0	0	0	0	0	0	0	0.0
2017-18	3-0	20.7	7-15	.467	0-4	.000	5-8	.625	5-8-13	4.3	7-0	4	2	0	3	19	6.3
2018-19	1-0	6.0	0-0	.000	0-0	.000	5-5	1.000	0-1-1	1.0	3-0	0	0	2	0	5	5.0
TOTAL	6-0	11.7	7-16	.438	0-5	.000	10-13	.769	5-9-14	2.3	10-0	4	2	0	3	24	4.0

CAREER HIGHS

Points: 15 (2x) last vs. Northwestern State – 11/13/18
 1st half: 8 vs. Northwestern State – 11/13/18
 2nd half: 13 vs. UT Arlington – 11/18/17
 Rebounds: 8 vs. UT Arlington – 11/18/17
 Assists: 4 (3x) vs. Houston – 11/24/18
 Steals: 3 vs. Utah State – 12/05/18
 Blocks: 2 (2x) last vs. San Diego – 03/09/19
 FG made: 5 (4x) last vs. Northwestern State – 11/13/18
 FG attempts: 10 at Portland – 02/22/18
 3FG made: 2 at Portland – 02/22/18
 3FG attempts: 4 (2x) last vs. Northwestern State – 11/13/18
 FT made: 5 (3x) last vs. San Diego – 03/09/19
 FT attempts: 6 (2x) last vs. Alabama – 11/24/17
 Minutes: 31 at Saint Mary's – 01/17/15

MISCELLANEOUS

	18-19	Career
Double-Figure Points	1 (1-0)	6 (5-1)
3-Plus Steals	1 (1-0)	1 (1-0)
Scoring Leader	0 (0-0)	1 (0-1)
Rebound Leader	0 (0-0)	2 (1-1)
Assist Leader	0 (0-0)	1 (1-0)
Dunks	5	10

DALTON NIXON

PERSONAL

- Wife Taylen Ballard-Nixon plays on the BYU women's volleyball team
- Parents are Kevin and Stephanie Nixon
- Has two sisters
- His father Kevin Nixon played at BYU from 1991-93
- Served a mission for The Church of Jesus Christ of Latter-day Saints in Boston
- Also recruited by Arizona State, Creighton, Hawaii, San Diego, San Francisco, Utah, Utah State and Weber State



2014-15

Opponent	MP	FG	3FG	FT	REB	PF	A	TO	B	S	PTS
Long Beach State	7	0-1	0-0	0-0	0-1-1	2	0	0	0	0	0
Arkansas-Little Rock	7	2-3	0-0	0-0	0-0-0	1	1	0	0	0	4
Southern Virginia	17	4-9	0-2	2-2	1-2-3	0	2	1	0	1	10
vs San Diego State	6	0-0	0-0	0-0	1-2-3	0	2	0	0	0	0
vs Chaminade	16	3-5	0-2	1-1	0-3-3	3	1	1	1	0	7
vs Purdue	6	1-2	1-1	0-0	1-0-1	3	0	0	0	0	3
Eastern Kentucky at Utah State	2	0-0	0-0	0-0	0-0-0	1	1	0	0	0	0
vs Hawaii	2	0-1	0-0	0-0	0-1-1	1	0	0	0	0	0
Utah					DNP						
at Weber State	13	2-2	1-1	0-0	1-3-4	1	0	0	0	0	5
Stanford	8	0-3	0-1	0-0	3-1-4	0	1	0	0	0	0
Massachusetts	8	0-2	0-1	0-0	0-1-1	1	1	1	0	1	0
Conzaga					DNP						
Portland	4	0-1	0-1	0-0	0-0-0	2	0	0	0	0	0
at Santa Clara	18	0-1	0-1	4-4	0-4-4	0	1	0	0	0	4
at San Francisco	15	1-3	0-2	2-2	1-1-2	1	4	0	0	0	4
Pepperdine	6	0-1	0-1	0-0	0-0-0	0	0	0	0	0	0
Loyola Marymount	2	0-0	0-0	0-0	0-1-1	1	0	0	0	0	0
at Pacific	21	1-2	0-0	2-2	1-2-3	3	0	1	1	0	4
at Saint Mary's	31	1-1	1-1	0-0	0-4-4	1	2	4	0	0	3
at San Diego	13	4-4	0-0	0-0	0-3-3	5	0	1	0	1	8
San Francisco	11	0-1	0-0	0-0	2-1-3	0	2	1	0	0	0
Santa Clara	21	0-1	0-1	0-0	1-2-3	3	1	0	2	0	0
at Pepperdine	20	0-2	0-1	0-0	0-1-1	2	2	0	0	0	0
at Loyola Marymount	1	0-0	0-0	2-2	0-0-0	0	0	0	0	0	2
Saint Mary's	3	0-0	0-0	0-0	0-0-0	0	0	1	0	1	0
Pacific	2	1-1	0-0	0-0	0-0-0	1	0	1	0	0	2
San Diego					DNP						
at Portland					DNP						
at Gonzaga					DNP						
vs Santa Clara					DNP						
vs Portland	2	0-1	0-1	0-0	0-0-0	0	0	0	0	0	0
vs Gonzaga	0	0-0	0-0	0-0	0-0-0	0	0	0	0	0	0
vs Ole Miss					DNP						

2017-18

Opponent	MP	FG	3FG	FT	REB	PF	A	TO	B	S	PTS
Mississippi Valley State	19	4-7	0-2	0-0	6-0-6	2	3	2	1	0	8
at Princeton	22	1-1	0-0	2-2	0-2-2	4	0	3	1	2	4
UT Arlington	19	5-6	0-1	5-6	4-4-8	3	1	0	0	1	15
Niagara	20	2-7	0-0	3-5	1-3-4	1	2	2	0	1	7
vs Alabama	18	1-1	0-0	5-6	0-2-2	4	2	0	0	0	7
vs UMass	11	0-5	0-1	0-0	1-3-4	0	1	1	0	0	0
at Utah Valley	14	3-3	0-0	0-0	1-1-2	0	0	1	0	1	6
at Utah State	21	2-5	0-1	1-1	1-2-3	2	3	0	0	1	5
Illinois State	14	3-4	0-0	2-5	2-0-2	3	2	0	1	0	8
vs Weber State					DNP						
Utah					DNP						
Idaho State					DNP						
Texas Southern					DNP						
Portland					DNP						
Saint Mary's					DNP						
at San Francisco					DNP						
at Pacific					DNP						
Pepperdine					DNP						
at Santa Clara					DNP						
Loyola Marymount					DNP						
San Diego	7	0-1	0-0	0-0	1-1-2	1	0	0	1	1	0
at Saint Mary's	14	1-3	0-1	2-2	0-1-1	1	1	1	1	0	4
Pacific	16	1-2	0-1	1-1	0-2-2	1	2	1	0	0	3
at Loyola Marymount	12	2-2	0-0	1-2	0-0-0	3	1	0	0	1	5
at Gonzaga	4	0-1	0-0	0-0	0-0-0	2	0	2	0	0	0
Santa Clara	15	5-6	1-1	1-1	2-3-5	1	2	0	0	0	12
San Francisco	19	2-5	1-2	0-0	2-2-4	1	1	1	0	1	5
at Pepperdine	23	3-5	0-0	2-2	1-3-4	3	3	1	0	2	8
at San Diego	28	1-2	0-1	3-4	0-1-1	1	0	1	0	0	5
at Portland	29	5-10	2-4	2-3	0-2-2	2	1	1	0	0	14
Gonzaga	12	1-2	1-2	1-2	0-2-0	0	1	0	0	0	4
vs San Diego	22	2-5	0-1	3-4	3-3-6	2	0	0	0	1	7
vs Saint Mary's	23	4-8	0-2	2-4	2-4-6	3	4	1	0	1	10
vs Gonzaga	17	1-2	0-1	0-0	0-1-1	2	0	1	0	1	2
at Stanford					DNP						

2018-19

Opponent	MP	FG	3FG	FT	REB	PF	A	TO	B	S	PTS
at Nevada	17	2-5	0-2	0-0	0-1-1	5	1	1	0	1	4
Utah Valley	17	2-4	0-0	1-2	3-4-7	2	2	3	0	0	5
Northwestern State	19	5-9	1-4	4-4	0-2-2	4	1	0	1	0	15
Oral Roberts	16	1-7	0-2	4-5	3-2-5	3	1	0	0	0	6
Alabama A&M	20	4-7	0-1	0-0	3-2-5	2	1	0	1	1	8
Rice	23	1-5	0-1	0-0	0-2-5	1	1	0	0	1	2
Houston	30	2-4	0-2	1-2	3-3-6	4	4	1	0	0	5
at Illinois State	26	3-5	0-1	1-4	4-3-7	4	1	2	0	1	7
at Weber State	17	3-4	0-1	2-2	0-3-3	3	2	4	0	0	8
Utah State	22	2-3	0-0	2-2	1-3-4	2	3	0	1	3	6
vs Utah	10	0-1	0-1	2-2	0-2-2	1	1	1	0	0	2
Portland State	11	1-2	0-0	0-0	1-4-5	3	0	4	0	0	2
vs UNLV	10	1-1	0-0	1-2	0-0-0	1	0	0	0	0	3
at San Diego State	7	0-0	0-0	0-0	0-0-0	2	0	1	0	0	0
at Mississippi State					DNP						
at Pacific	12	1-1	0-0	0-0	0-4-4	3	0	0	1	1	2
at Saint Mary's	12	0-3	0-1	3-4	0-1-1	1	0	0	0	0	3
Portland	10	0-1	0-0	0-0	0-1-1	1	0	0	0	1	0
Santa Clara					DNP						
at Pepperdine	6	0-2	0-0	0-0	1-1-2	1	1	1	0	1	0
at San Francisco	1	0-0	0-0	0-0	0-0-0	0	0	0	0	0	0
Saint Mary's	3	0-0	0-0	0-0	0-0-0	0	0	0	0	0	0
Conzaga	1	0-0	0-0	0-0	0-1-1	0	0	0	0	0	0
Loyola Marymount					DNP						
at Portland	5	1-2	0-0	0-0	0-2-2	1	0	0	0	0	2
Pacific					DNP						
at San Diego					DNP						
at Loyola Marymount					DNP						
San Francisco					DNP						
at Gonzaga	7	0-0	0-0	2-2	0-2-2	0	0	0	0	0	2
San Diego	3	0-0	0-0	0-0	0-0-0	1	0	0	0	0	0
vs San Diego	6	0-0	0-0	5-5	0-1-1	3	0	0	2	0	5



ZAC SELJAAS

SENIOR • GUARD
6-7 • 215
BOUNTIFUL, UTAH
BOUNTIFUL HS



HISTORY OF #2

Matt Carlino	2010-14
Craig Cusick	2011-13
Jordan Ellis	2014-15
Zach Frampton	2016-17
Travis Hansen	2000-03
Lamont Morgan Jr.	2007-10
Silester Rivers	1997-00
Mike Rose	2003-07

JUNIOR (2018-19)

- Received the Competitive Spirit Award at the end of season banquet
- Played in 32 games and started 15
- Posted season highs of 15 points (Alabama A&M), 10 rebounds (at Pepperdine), 4 assists (3 times), 1 block (12 times), 5 steals (vs. Utah) and 5 3-point field goals (Alabama A&M)
- Scored in double figures 9 times and had double figure rebounds once
- Had three-plus steals twice and three plus 3-pointers three times
- Led the team in rebounds twice and assists twice

SOPHOMORE (2017-18)

- Played in 35 games and started 11
- Posted season highs of 11 points (4 times), 5 rebounds, 5 assists, 2 blocks and 2 steals (twice)
- Hit 4 of 5 from the field and 3 of 4 from 3-point range for 11 points at Princeton
- Made 5 of 8 field goals for 11 points and added 2 assists at Santa Clara
- Scored in double figures five times and had three-plus 3-pointers once
- Led the team in assists twice

FRESHMAN (2015-16)

- Played in 35 games and started 1
- Received the Sixth Man Award at the team banquet

- Nationally was 224th in 3-point field goals
- Among freshmen nationally was 38th in 3-point field goals
- In the WCC was 2nd in 3-point field goal percentage and 11th in 3-point field goals
- Finished the 2015-16 season 2nd in 3-point field goal percentage in a season at BYU and T-13th in made 3-point field goals
- His 7 3-point field goals against Central Michigan are tied for 8th most in a single game in BYU history
- In the BYU freshman record book is 1st in 3-point field goal percentage in a season, 2nd in 3-point field goals, 2nd in 3-point field goals per game, 2nd in games with 3-plus 3-point field goals and T-2nd most games with 5-plus 3-pointers
- Ended the season with 10-straight games with a made 3-pointer
- Posted season highs of 25 points (Central Michigan), 7 rebounds (3 times), 5 assists (twice), 3 steals (UAB), 3 blocks (Valparaiso) and 7 3-point field goals (Central Michigan)
- Scored in double figures 12 times and 20-plus points twice
- Had 3-plus steals once and 3-plus blocks once
- Had 3-plus 3-point field goals 10 times
- Led the team in scoring twice and rebounds once

BEFORE BYU

- A four-year letterman for coach Mike Maxwell at Bountiful High School
- Finished Bountiful career with totals of 1,704 points, 494

CAREER STATISTICS

YEAR	GP-GS	MP	FG-FGA	PCT	3FG-A	PCT	FT-FTA	PCT	O-D-REB	AVG	PF-FO	A	TO	BLK	STL	PTS	AVG
2015-16	35-1	19.9	88-178	.494	68-136	.500	23-33	.697	19-81-100	2.9	63-1	41	21	16	21	267	7.6
2017-18	35-11	19.9	66-145	.455	23-78	.295	24-29	.828	15-49-64	1.8	61-2	49	27	10	13	179	5.1
2018-19	32-15	22.6	75-177	.424	44-118	.373	33-43	.767	26-85-111	3.5	63-1	41	30	12	23	227	7.1
TOTAL	102-27	20.8	229-500	.458	135-332	.407	80-105	.762	60-215-275	2.7	187-4	131	78	38	57	673	6.6

CAREER CONFERENCE STATISTICS

YEAR	GP-GS	MP	FG-FGA	PCT	3FG-A	PCT	FT-FTA	PCT	O-D-REB	AVG	PF-FO	A	TO	BLK	STL	PTS	AVG
2015-16	17-0	20.0	39-91	.429	30-72	.417	8-12	.667	15-48-63	3.7	30-0	29	11	7	6	116	6.8
2017-18	18-7	17.3	31-63	.492	6-24	.250	8-10	.800	10-19-29	1.6	28-1	20	10	4	8	76	4.2
2018-19	16-0	21.7	36-71	.507	20-46	.435	11-16	.688	11-45-56	3.5	34-0	17	14	4	8	103	6.4
TOTAL	51-7	19.6	106-225	.471	56-142	.394	27-38	.711	36-112-148	2.9	92-1	66	35	15	22	295	5.8

CAREER CONFERENCE TOURNAMENT STATISTICS

YEAR	GP-GS	MP	FG-FGA	PCT	3FG-A	PCT	FT-FTA	PCT	O-D-REB	AVG	PF-FO	A	TO	BLK	STL	PTS	AVG
2015-16	2-0	30.0	6-14	.429	5-9	.556	4-5	.800	0-4-4	2.0	5-0	1	0	1	1	21	10.5
2017-18	3-0	13.3	1-6	.167	0-2	.000	0-0	.000	1-2-3	1.0	3-0	0	0	0	2	2	0.7
2018-19	1-0	24.0	1-8	.125	1-5	.200	0-0	.000	0-2-2	2.0	1-0	0	0	1	1	3	3.0
TOTAL	6-0	20.7	8-28	.286	6-16	.375	4-5	.800	1-8-9	1.5	9-0	1	0	2	4	26	4.3

CAREER POSTSEASON STATISTICS

YEAR	GP-GS	MP	FG-FGA	PCT	3FG-A	PCT	FT-FTA	PCT	O-D-REB	AVG	PF-FO	A	TO	BLK	STL	PTS	AVG
2016*	4-1	29.0	12-21	.571	10-18	.556	7-9	.778	2-11-13	3.3	9-0	4	4	6	7	41	10.3
2018*	1-0	17.0	1-5	.200	0-3	.000	1-1	1.000	0-1-1	1.0	2-0	1	0	1	0	3	3.0
TOTAL	5-1	26.6	13-26	.500	10-21	.476	8-10	.800	2-12-14	2.8	11-0	5	4	7	7	44	8.8

*NIT

CAREER HIGHS

Points: 25 vs. CMU – 12/18/15
 1st half: 14 vs. San Francisco – 01/09/16
 2nd half: 19 vs. CMU – 12/18/15
 Rebounds: 7 (3x) last vs. Creighton – 03/22/16
 Assists: 5 (3x) last vs. Idaho State – 12/21/17
 Steals: 3 vs. UAB – 03/16/16
 Blocks: 3 vs. Valparaiso – 03/29/16
 FG made: 9 vs. CMU – 12/18/15
 FG attempts: 13 vs. CMU – 12/18/15
 3FG made: 7 vs. CMU – 12/18/15
 3FG attempts: 10 (2x) last vs. San Francisco – 01/09/16
 FT made: 4 (3x) last vs. San Diego – 01/20/18
 FT attempts: 5 vs. Northern Iowa – 12/25/15
 Minutes: 37 vs. Creighton – 03/22/16

MISCELLANEOUS

	18-19	Career
Double-Figure Points	5 (4-1)	17 (15-2)
20-plus Points	0 (0-0)	2 (2-0)
3-plus Steals	0 (0-0)	1 (1-0)
3-plus Blocks	0 (0-0)	1 (0-1)
3-plus 3-point FG	1 (1-0)	11 (10-1)
Scoring Leader	0 (0-0)	2 (2-0)
Rebound Leader	0 (0-0)	1 (1-0)
Assist Leader	2 (2-0)	2 (2-0)
Dunks	3	3

ZAC SELJAAS

- rebounds, 325 assists, 140 steals and 217 3-point field goals
- Named the Utah Gatorade Player of the Year
- Named the 4A MVP and first-team all-state by the Deseret News, received All-Tribune (top players in the state regardless of classification) honors from the Salt Lake Tribune and named the Standard Examiner All-Area MVP
- Led Bountiful to a record of 22-6 overall and 14-0 in Region and the 4A state title
- Averaged 25.4 points, 6.1 rebounds, 4.3 assists and 1.7 steals and hit 82 threes
- Named to the 4A all-state first team by the Deseret News and the Salt Lake Tribune as a junior
- Led Bountiful to a record of 26-1 overall and 14-0 in Region 6 and the 4A state title
- Averaged 18.6 points, 6.1 rebounds, 3.6 assists and 1.7 steals and hit 70 threes
- Posted season highs of 33 points, 13 rebounds, 8 assists and 5 steals
- Named to the 4A all-state second team by the Deseret News and the Salt Lake Tribune as a sophomore
- Led Bountiful to a record of 21-4 overall and 10-0 in Region 6 and the 4A state semifinals
- Averaged 15.3 points, 4.3 rebounds, 3.2 assists and 1.3

- steals and hit 49 threes
- Ranked 58th among small forwards in the class of 2015 by ESPN.com
- Played AAU basketball for the Utah Prospects and was coached by Lynn Lloyd

PERSONAL

- Wife's name is Kate
- Parents are Gary and Carleen Seljaas
- Has two sisters and one brother
- Sister Nancy played at BYU from 2002-05
- Served a mission for The Church of Jesus Christ of Latter-day Saints in Iowa



ZAC SELJAAS

2015-16


Opponent	MP	FG	3FG	FT	REB	PF	A	TO	B	S	PTS
Utah Valley	10	1-4	1-3	0-0	0-2-2	0	0	0	1	0	3
at Long Beach State	2	0-0	0-0	0-0	0-0-0	0	0	1	0	0	0
Adams State	5	2-2	2-2	0-0	0-1-1	1	0	0	0	0	6
Mississippi Valley State	11	1-4	1-3	0-0	0-2-2	0	0	2	0	0	3
Belmont					DNP						
at Utah	6	1-2	0-1	0-0	0-0-0	0	0	0	0	0	2
vs Weber State	15	1-2	0-1	1-2	0-1-1	2	0	0	0	0	3
Utah State	9	1-2	1-2	0-0	0-0-0	2	0	0	1	0	3
at Colorado	22	7-11	4-7	0-0	1-2-3	3	0	0	1	1	18
Central Michigan	30	9-13	7-9	0-0	1-4-5	1	3	0	0	2	25
vs Harvard	27	3-6	2-4	0-0	0-2-2	5	0	2	0	1	8
vs New Mexico	16	2-3	2-2	0-0	0-1-1	2	1	0	0	2	6
vs Northern Iowa	29	3-3	3-3	3-5	0-3-3	3	3	1	0	1	12
at Saint Mary's	17	1-2	1-2	0-0	0-0-0	1	0	0	0	0	3
at Pacific	27	4-8	4-6	2-2	1-4-5	1	0	1	0	1	14
Santa Clara	18	5-11	4-10	0-0	2-5-7	0	1	0	1	0	14
San Francisco	22	7-12	6-10	0-0	2-3-4	4	1	1	1	1	20
at Gonzaga	14	1-6	0-3	0-0	0-4-4	2	0	2	0	0	2
at Portland	11	1-4	0-3	1-1	2-1-2	1	0	1	1	1	3
at Loyola Marymount	30	4-9	4-8	0-0	1-3-4	1	1	0	2	0	12
at Pepperdine	21	1-5	0-4	0-0	1-4-5	0	2	1	1	0	2
Loyola Marymount	14	1-4	1-3	0-1	1-4-5	1	3	0	0	0	3
Pepperdine					DNP						
Saint Mary's	12	1-1	1-1	0-0	0-2-2	0	1	1	0	0	3
Pacific	12	0-2	0-2	0-0	0-3-3	1	0	0	0	0	0
at San Francisco	23	1-2	1-2	2-4	1-6-7	4	4	2	0	0	5
at Santa Clara	14	0-0	0-0	0-0	0-2-2	4	1	0	0	0	0
at San Diego	23	1-2	1-2	0-0	0-2-2	3	1	0	0	0	3
San Diego	24	5-7	3-4	0-1	1-2-2	0	4	0	0	0	13
Portland	25	4-8	2-6	0-0	1-2-3	3	5	0	0	1	10
Gonzaga	33	2-8	2-6	3-4	2-2-4	4	5	2	1	2	9
vs Santa Clara	28	3-7	3-6	3-4	0-4-4	2	1	0	1	0	12
vs Gonzaga	32	3-7	2-3	1-1	0-0-0	3	0	0	0	1	9
UAB	24	3-5	2-4	0-1	1-2-3	1	2	0	1	3	8
Virginia Tech	23	3-3	2-2	3-3	0-1-1	1	1	2	1	1	11
Creighton	37	5-6	5-6	4-4	1-6-7	3	1	1	1	2	19
vs Valparaiso	32	1-7	1-6	0-1	0-2-2	4	0	1	3	1	3

2018-19

Opponent	MP	FG	3FG	FT	REB	PF	A	TO	B	S	PTS
at Nevada	24	3-6	2-5	0-0	0-5-5	3	0	0	1	0	8
Utah Valley	22	2-4	2-4	1-2	1-3-4	2	2	1	1	1	7
Northwestern State	22	2-5	2-5	2-2	0-2-2	0	2	2	0	0	8
Oral Roberts	23	2-8	1-5	0-0	0-2-2	2	1	1	1	1	5
Alabama A&M	23	5-11	5-8	0-0	0-2-2	2	1	1	1	0	15
Rice	28	2-8	1-5	2-3	1-3-4	0	1	1	1	1	7
Houston	26	0-2	0-2	4-5	1-2-3	2	4	1	0	0	4
at Illinois State	35	3-10	2-7	1-2	1-3-4	0	4	0	0	0	9
at Weber State	20	3-4	1-2	0-0	0-1-1	0	1	1	0	0	7
Utah State	17	1-4	1-3	0-0	1-3-4	4	1	2	1	0	3
vs Utah	37	5-14	2-8	2-2	1-5-6	3	3	2	1	5	14
Portland State	22	3-8	1-3	4-5	2-2-4	1	1	1	0	2	11
vs UNLV	30	4-8	2-6	0-0	3-3-6	5	0	0	0	1	10
at San Diego State	8	0-1	0-1	0-0	1-0-1	3	1	1	0	0	0
at Mississippi State	15	3-5	1-3	6-6	3-2-5	1	2	2	0	3	13
at Pacific	15	2-2	1-1	0-0	0-1-1	2	0	1	0	0	5
at Saint Mary's	10	0-2	0-2	0-0	0-0-0	2	0	0	0	0	0
Portland	18	3-5	2-4	0-0	0-2-2	2	0	1	1	1	8
Santa Clara	25	1-4	1-3	3-4	3-1-4	2	3	0	0	0	6
at Pepperdine	26	4-5	1-2	0-2	1-9-10	3	1	3	0	1	9
at San Francisco	26	2-4	1-2	0-0	2-5-7	1	0	1	1	0	5
Saint Mary's	24	2-7	1-4	0-0	1-1-2	2	1	0	0	1	5
Gonzaga	24	5-7	3-5	0-0	0-3-3	3	2	1	0	0	13
Loyola Marymount	9	1-4	0-3	0-0	0-0-0	1	0	0	0	0	2
at Portland	20	3-5	2-4	4-4	1-2-3	1	2	0	1	2	12
Pacific	17	1-5	1-3	2-3	2-3-5	2	0	1	1	0	5
at San Diego	21	1-3	1-3	0-1	0-3-3	3	2	0	0	1	3
at Loyola Marymount	27	4-4	4-4	0-0	1-5-6	2	2	1	0	0	12
San Francisco	31	2-5	2-4	2-2	0-3-3	1	0	1	0	1	8
at Gonzaga	19	0-3	0-1	0-0	0-4-4	4	0	3	0	0	0
San Diego	35	5-6	0-1	0-0	0-3-3	3	4	1	0	1	10
vs San Diego	24	1-8	1-5	0-0	0-2-2	1	0	0	1	1	3

2017-18

Opponent	MP	FG	3FG	FT	REB	PF	A	TO	B	S	PTS
Mississippi Valley State	22	4-9	2-7	1-2	1-2-3	1	2	1	0	0	11
at Princeton	34	4-5	3-4	0-0	0-0-0	1	1	1	0	0	11
UT Arlington	31	1-6	1-6	2-2	0-2-2	2	2	3	1	1	5
Niagara	28	2-4	2-4	2-2	0-3-3	3	1	1	0	0	8
vs Alabama	27	2-6	2-5	1-2	2-1-3	4	1	1	1	0	7
vs UMass	14	3-6	1-4	0-0	0-1-1	5	0	1	0	0	7
at Utah Valley	25	2-4	2-4	2-2	0-3-3	3	2	2	2	1	8
at Utah State	18	1-3	0-0	2-2	0-0-0	2	1	2	1	1	4
Illinois State	21	2-5	0-2	0-0	0-2-2	2	4	0	0	0	4
vs Weber State	29	4-6	1-3	1-2	0-4-4	2	3	3	0	0	10
Utah	26	3-5	1-2	0-0	0-4-4	3	2	1	0	0	7
Idaho State	26	1-3	1-3	4-4	0-3-3	0	5	0	0	0	7
Texas Southern	26	4-9	1-5	0-0	1-2-3	0	4	1	0	0	9
Portland	13	1-3	0-2	0-0	0-0-0	5	1	1	0	0	2
Saint Mary's	18	1-2	0-1	0-0	0-0-0	1	1	0	1	0	2
at San Francisco	13	1-2	0-0	0-0	1-0-1	0	3	0	0	0	2
at Pacific	8	0-0	0-0	0-0	0-0-0	2	0	1	0	0	0
Pepperdine	28	3-3	1-1	1-1	0-3-3	2	4	0	1	1	8
at Santa Clara	21	5-8	1-2	0-0	0-2-2	1	2	2	0	0	11
Loyola Marymount	29	3-5	1-3	0-0	0-2-2	2	4	1	1	0	7
San Diego	25	0-2	0-0	4-4	1-4-5	3	1	0	0	1	4
at Saint Mary's	27	2-6	1-1	1-2	1-0-1	2	1	0	0	1	6
Pacific	17	0-0	0-0	0-0	0-1-1	4	0	1	0	0	0
at Loyola Marymount	21	3-6	1-4	1-1	2-1-3	0	0	0	0	1	8
at Gonzaga	7	0-0	0-0	0-0	0-2-2	0	0	0	0	0	0
Santa Clara	19	2-8	0-2	1-1	1-0-1	0	0	1	1	1	5
San Francisco	17	0-2	0-2	0-0	1-1-2	2	1	1	0	2	0
at Pepperdine	6	0-1	0-1	0-0	0-0-0	0	0	0	0	0	0
at San Diego	16	5-6	1-2	0-1	0-0-0	2	0	0	0	1	11
at Portland	9	3-5	0-1	0-0	3-1-4	0	0	1	0	0	6
Gonzaga	18	2-4	0-2	0-0	0-2-2	2	2	1	0	0	4
vs San Diego	13	1-3	0-0	0-0	0-1-1	2	0	0	0	0	2
vs Saint Mary's	8	0-0	0-0	0-0	0-0-0	1	0	0	0	0	0
vs Gonzaga	19	0-3	0-2	0-0	1-1-2	0	0	0	0	2	0
at Stanford	17	1-5	0-3	1-1	0-1-1	2	1	0	1	0	3





JAKE TOOLSON

SENIOR • GUARD
6-5 • 205
GILBERT, ARIZONA
UTAH VALLEY



HISTORY OF #5

Agustin Ambrosino	2012-13
Lance Archibald	1991-92, 94-95, 98-99
Jordan Cameron	2006-07
Kyle Collinsworth	2010-11, 13-16
DeRay Fullmer	1946-50
Harold Montgomery	1950-51
Cory Reader	1993-95
Joshua Reisman	2004-05
Archie Rose	2007-09
L.J. Rose	2016-17
Jake Shoff	2001-04

AT UTAH VALLEY

- Played his sophomore and junior seasons at Utah Valley
- Received AP All-America Honorable Mention in 2018-19
- Named the 2018-19 Western Athletic Conference Player of the Year
- Named to the 2018-19 NABC Honors Court
- Named the Nov. 26, 2018, WAC Player of the Week
- Averaged a team-best 15.7 points while adding 4.5 rebounds and 2.3 assists and shooting 53.7 percent from the field, 44.8 percent from 3-point range and 85.1 percent from the free-throw line in 2019-20
- Was one of seven 180 shooters (FG%+3PT%+FT%=180-plus) in the country with a minimum 100 free-throw and 100 3-point field goal attempts
- Scored in double figures 26 times and 20-plus points 10 times Made three-plus 3-pointers eight times
- Led Utah Valley to a record of 25-10 and a trip to the CBI
- As a sophomore in 2017-18, averaged 10.9 points, 4.7 rebounds and 2.9 assists while shooting 49.6 percent from the field, 35.7 percent from 3-point range and 84.6 percent from the free-throw line
- Two-time WAC Player of the Week in 2017-18 (Nov. 20, 2017, and Feb. 19, 2018)
- Named Academic All-WAC in 2017-18
- Earned a spot on the 2017-18 WAC All-Newcomer Team

SOPHOMORE AT BYU – MEDICAL REDSHIRT (2015-16)

- Played in the first 10 games and started 5 times for BYU before sitting out the remainder of the season due to health issues
- Posted season highs of 7 points (Weber State), 3 rebounds (Utah Valley), 3 assists (Adams State), 1 steal (3 times) and 2 3-pointers (twice)

FRESHMAN AT BYU (2014-15)

- Played in 26 games
- Posted season highs of 15 points (Southern Virginia), 7 rebounds (Southern Virginia), 4 assists (Southern Virginia), 4 steals (Southern Virginia) and 5 3s (Southern Virginia)
- Scored 15 points and posted 7 boards, 4 assists and 4 steals

vs. Southern Virginia

- Had 8 points, 2 assists and 1 steal at Santa Clara
- Totaled 11 points, hit 3 of 4 from 3 and added 3 boards and 1 assist at San Francisco

BEFORE BYU

- A four-year letterman and two-time first-team all-state honoree playing for Derrick Donaldson at Highland High School
- Scored 2,007 career points at Highland and averaged 19.1 points per game
- As a senior averaged 27.3 points, 12.1 rebounds, 3.5 assists and 1.6 steals per game and hit 59 threes
- Shot .522 from the field, .380 from three and .838 from the free throw line
- Named first-team Division I All-Arizona by AZcentral.com and first-team All-Tribune by the East Valley Tribune
- As a junior averaged 18.9 points, 8.0 rebounds, 4.0 assists, 1.6 steals and 1.0 blocks and hit 34 threes while Highland finish 18-10 overall and 11-6 in league play
- Named first-team Division I All-Arizona by AZcentral.com and first-team All-Tribune by the East Valley Tribune
- As a sophomore averaged 18.4 points, 6.3 rebounds, 1.6 assists and 1.5 steals and hit 49 threes
- Named All-Tribune honorable mention by the East Valley Tribune
- As a freshman averaged 10.2 points, 7.2 rebounds, 1.7 assists and 1.4 steals and hit 47 threes
- Played for Nevada Select during the AAU season
- Played for the Arizona Power during the AAU season

PERSONAL

- Wife's name is Sarah and they have a son, Gus
- Parents are Troy and Sheila Toolson
- Has one brother and two sisters
- Also recruited by Arizona State, Boston College, Utah State and Saint Mary's
- Nephew of former BYU great Danny Ainge

CAREER STATISTICS

YEAR	GP-GS	MP	FG-FGA	PCT	3FG-A	PCT	FT-FTA	PCT	O-D-REB	AVG	PF-FO	A	TO	BLK	STL	PTS	AVG
2014-15	26-0	7.8	21-50	.420	16-40	.400	2-2	1.000	3-34-37	1.4	18-0	12	6	0	7	60	2.3
2015-16	10-5	13.8	15-33	.455	7-19	.368	2-2	1.000	2-14-16	1.6	7-0	12	7	0	3	39	3.9
2017-18*	32-32	27.9	125-248	.504	30-83	.361	77-91	.846	24-127-151	4.7	35-0	96	54	7	25	357	11.2
2018-19*	35-35	33.3	188-350	.537	69-154	.448	103-121	.851	31-125-156	4.5	59-0	80	83	7	18	548	15.7
TOTAL**	36-5	9.4	36-83	.434	23-59	.390	4-4	1.000	5-48-53	1.5	25-0	24	13	0	10	99	2.8
TOTAL*	67-67	30.7	313-598	.523	99-237	.418	180-212	.849	55-252-307	4.6	94-0	176	137	14	43	905	13.5
TOTAL***103-72	23.3	349-681	.512	122-296	.412	184-216	.852	60-300-360	3.5	119-0	200	150	14	53	1004	9.7	

*UWU **Total reflects BYU statistics only ***Total reflects BYU and UWU statistics

CAREER HIGHS (BYU AND UWU)

Points: 27 vs. Idaho State – 11/14/17
 Rebounds: 12 at Weber State – 12/15/18
 Assists: 9 vs. Weber State – 12/06/17
 Steals: 3 (2x) last vs. Chicago State – 02/21/19
 Blocks: 2 (3x) last vs. CSU Bakersfield – 03/09/19
 FG made: 12 vs. Idaho State – 11/14/17
 FG attempts: 16 vs. Western State – 11/28/18
 3FG made: 6 vs. Chicago State – 02/21/19
 3FG attempts: 9 (2x) last vs. Chicago State – 02/21/19
 FT made: 9 (2x) last at UMKC – 01/24/19
 FT attempts: 10 at UMKC – 01/24/19
 Minutes: 40 (2x) last at Seattle – 02/26/19

JAKE TOOLSON

2014-15 (BYU)

Opponent	MP	FG	3FG	FT	REB	PF	A	TO	B	S	PTS
Long Beach State	4	0-0	0-0	0-0	0-2-2	0	0	0	0	0	0
Arkansas-Little Rock	10	1-1	1-1	0-0	1-2-3	0	1	1	0	1	3
Southern Virginia	25	5-9	5-8	0-0	0-7-7	2	4	1	0	4	15
vs San Diego State	1	0-0	0-0	0-0	0-0-0	1	0	0	0	0	0
vs Chaminade	12	3-9	2-5	0-0	0-2-2	0	1	0	0	0	8
vs Purdue					DNP						
Eastern Kentucky at Utah State	6	0-1	0-1	0-0	0-1-1	1	1	0	0	0	0
vs Hawaii	7	0-0	0-0	0-0	1-1-2	0	0	0	0	0	0
Utah at Weber State					DNP						
Stanford	3	0-0	0-0	0-0	0-0-0	1	0	0	0	0	0
UMass	2	0-0	0-0	0-0	0-0-0	0	0	0	0	0	0
Gonzaga	15	1-3	1-3	0-0	0-3-3	1	0	0	0	1	3
Portland	9	0-2	0-2	0-0	0-2-2	0	0	0	0	0	0
at Santa Clara	16	3-5	2-4	0-0	0-1-1	2	2	0	0	1	8
at San Francisco	17	4-6	3-4	0-0	1-2-3	2	1	0	0	0	11
Pepperdine	11	0-2	0-2	0-0	0-2-2	0	0	0	0	0	0
LOYOLA MARYMOUNT at Pacific	6	1-2	1-2	0-0	0-1-1	1	1	1	0	0	3
at Saint Mary's (CA) at San Diego	8	1-2	1-2	0-0	0-1-1	2	0	0	0	0	3
SAN FRANCISCO	6	1-3	0-2	0-0	0-2-2	2	0	0	0	0	2
SANTA CLARA	10	0-2	0-2	2-2	0-1-1	0	0	1	0	0	2
at Pepperdine	2	0-0	0-0	0-0	0-0-0	0	1	0	0	0	0
at Loyola Marymount	1	0-0	0-0	0-0	0-0-0	0	0	0	0	0	0
SAINT MARY'S	6	0-0	0-0	0-0	0-0-0	0	0	1	0	0	0
PACIFIC	1	0-0	0-0	0-0	0-0-0	0	0	0	0	0	0
San Diego at Portland					DNP						
at Gonzaga					DNP						
vs Santa Clara					DNP						
vs Portland	3	0-0	0-0	0-0	0-0-0	1	0	0	0	0	0
vs Gonzaga	4	1-1	0-0	0-0	0-1-1	1	0	0	0	0	2
vs Ole Miss	6	0-0	0-0	0-0	0-2-2	0	0	0	0	0	0

2015-16 (BYU)

Opponent	MP	FG	3FG	FT	REB	PF	A	TO	B	S	PTS
Utah Valley	16	1-2	1-2	0-0	0-3-3	0	1	0	0	0	3
at Long Beach State	21	2-5	2-5	0-0	0-1-1	3	2	1	0	0	6
Adams State	15	1-2	0-1	0-0	0-3-3	1	3	1	0	1	2
Mississippi Valley State	6	0-2	0-2	2-2	1-1-2	0	2	2	0	0	2
Belmont	13	2-3	2-3	0-0	0-1-1	0	2	0	0	0	6
at Utah	15	3-5	0-1	0-0	1-1-2	1	1	1	0	0	6
vs Weber State	18	3-6	1-2	0-0	0-1-1	0	0	0	0	1	7
Utah State	18	2-6	0-1	0-0	0-1-1	1	1	0	0	0	4
at Colorado	4	0-0	0-0	0-0	0-0-0	0	0	1	0	1	0
Central Michigan	12	1-2	1-2	0-0	0-2-2	1	0	1	0	0	3
vs Harvard					DNP						
vs New Mexico					DNP						
vs Northern Iowa					DNP						
at Saint Mary's					DNP						
at Pacific					DNP						
Santa Clara					DNP						
San Francisco					DNP						
at Gonzaga					DNP						
at Portland					DNP						
at Loyola Marymount					DNP						
at Pepperdine					DNP						
Loyola Marymount					DNP						
Pepperdine					DNP						
Saint Mary's					DNP						
Pacific					DNP						
at San Francisco					DNP						
at Santa Clara					DNP						
at San Diego					DNP						
San Diego					DNP						
Portland					DNP						
Gonzaga					DNP						
vs Santa Clara					DNP						
vs Gonzaga					DNP						
UAB					DNP						
Virginia Tech					DNP						
Creighton					DNP						
vs Valparaiso					DNP						

2017-18 (UWU)

Opponent	MP	FG	3FG	FT	REB	PF	A	TO	B	S	PTS
at Kentucky	22	3-10	1-2	4-4	1-2-3	3	2	2	0	2	11
at Duke	34	2-12	0-5	0-0	3-3-6	0	0	2	0	0	4
at Idaho State	32	12-15	2-2	1-1	3-2-5	0	4	1	0	1	27
UC Davis	32	4-7	1-3	4-4	1-4-5	1	5	1	0	0	13
Eastern Oregon	20	5-9	1-3	0-0	1-6-7	0	3	0	0	1	11
at North Dakota	40	2-12	0-3	3-4	1-9-10	1	3	4	1	0	7
BYU	32	5-10	0-1	4-4	1-3-4	0	1	3	0	1	14
UTSA	33	5-12	2-6	4-6	1-3-4	2	2	1	0	1	16
Weber State	31	4-8	0-1	0-0	2-4-6	1	9	0	1	0	8
at Cal State Fullerton	35	5-7	1-2	4-6	0-5-5	0	3	4	0	1	15
Bethesda	25	8-13	1-5	2-2	1-3-4	1	1	2	1	3	19
at Hawai'i	31	6-9	0-1	6-6	1-5-6	4	2	4	0	1	18
Montana Tech	21	4-7	1-2	3-3	1-4-5	1	4	2	2	2	12
at Sam Houston State	30	2-4	1-3	2-3	1-5-6	1	3	2	0	0	7
UC Riverside	6	0-0	0-0	0-0	0-0-0	0	4	0	0	0	0
Cal State Fullerton					DNP						
CSU Bakersfield	33	3-6	2-3	7-8	0-7-7	1	4	0	0	1	15
UMKC	20	2-7	0-3	4-4	1-1-2	2	6	1	0	1	8
Chicago State	26	5-7	3-3	1-2	0-7-7	1	4	2	1	0	14
at UT Rio Grande Valley	30	3-6	2-4	1-2	0-2-2	1	5	2	0	2	9
at New Mexico State	28	3-5	1-2	2-2	0-3-3	1	1	0	0	1	9
Grand Canyon	24	2-4	0-0	3-4	1-2-3	2	4	3	0	0	7
at Seattle	34	4-8	0-0	6-6	0-5-5	0	1	2	0	0	14
at Chicago State	30	6-9	1-3	4-5	0-7-7	1	4	2	0	0	17
at UMKC	27	4-9	3-7	0-0	0-3-3	1	1	3	0	0	11
New Mexico State	30	5-6	2-0	2-2	1-5-6	0	5	4	0	1	14
UT Rio Grande Valley	29	6-9	1-2	3-3	1-7-8	3	3	1	1	1	16
at CSU Bakersfield	33	3-8	1-5	0-0	0-3-3	0	4	1	0	2	7
at Grand Canyon	32	1-2	0-0	2-4	0-1-1	1	0	1	0	0	4
Seattle	26	2-7	0-1	0-0	2-4-6	1	3	1	0	2	4
vs CSU Bakersfield	27	6-11	2-5	5-6	0-7-7	1	2	0	0	1	19
vs Grand Canyon	22	2-7	0-2	0-0	0-2-2	0	1	2	0	0	4
Eastern Washington	19	1-2	1-1	0-0	0-3-3	4	2	1	0	0	3
at San Francisco	27	1-6	0-1	0-0	1-2-3	1	1	0	1	0	2

2018-19 (UWU)

Opponent	MP	FG	3FG	FT	REB	PF	A	TO	B	S	PTS
Westminster (UT)	32	9-14	4-8	0-2	0-2-2	0	3	1	0	0	22
at BYU	37	6-13	1-3	1-1	1-4-5	2	1	1	1	0	14
at Saint Mary's	32	6-10	2-4	1-2	0-0-0	2	2	3	0	0	15
at Utah State	32	2-5	0-1	0-0	1-2-3	4	1	5	0	0	4
vs Hartford	37	4-7	2-3	2-2	0-4-4	2	3	4	0	0	12
vs Long Beach	32	8-8	2-2	2-2	2-3-5	3	4	2	0	1	20
North Dakota	35	4-9	3-4	6-7	0-6-6	1	2	2	0	1	17
Western State	28	8-16	3-8	0-0	0-2-2	1	3	3	0	0	19
Denver	29	5-9	2-4	3-5	1-3-4	1	4	1	0	0	15
at Arizona	32	6-11	1-4	7-7	2-6-8	2	1	1	0	1	20
at Northern Arizona	31	3-7	3-6	0-0	1-4-5	4	3	1	0	1	9
at Weber State	34	7-14	3-5	2-2	2-10-12	2	2	0	0	1	19
Idaho State	36	5-7	0-2	8-8	0-3-3	2	2	2	0	1	18
Sam Houston State	33	6-6	2-2	6-6	0-2-2	4	0	4	1	0	20
at Fresno State	38	7-12	1-2	0-0	1-3-4	3	1	2	0	1	15
at Grand Canyon	36	4-9	0-2	0-0	1-7-8	0	1	3	0	1	8
at CSU Bakersfield	37	3-6	2-5	1-1	1-2-3	0	3	5	0	0	9
Seattle	37	8-13	1-4	9-9	0-1-1	2	2	3	0	0	26
UT Rio Grande Valley	31	4-5	2-2	6-6	1-7-8	0	2	2	0	1	16
New Mexico State	35	11-14	2-4	2-3	0-2-2	2	1	1	0	0	26
at UMKC	36	6-13	2-6	9-10	3-7-10	1	1	4	0	1	23
at Chicago State	33	5-11	1-3	5-7	1-2-3	2	3	2	0	0	16
California Baptist	31	6-12	5-9	0-0	0-3-3	2	2	2	0	1	17
at New Mexico State	31	2-9	2-5	0-0	0-2-2	1	1	0	2	1	6
at UT Rio Grande Valley	33	5-10	2-6	5-6	1-4-5	1	2	2	0	0	17
Chicago State	24	8-13	6-9	3-5	2-2-4	3	2	1	0	3	25
UMKC	34	6-8	2-3	0-0	0-3-3	1	2	3	0	0	14
at Seattle	40	8-12	3-3	7-8	1-4-5	3	1	2	0	0	25
at California Baptist	34	2-9	1-5	2-2	1-2-3	1	1	3	0	0	7
Grand Canyon	34	6-11	4-6	3-3	0-8-8	1	7	3	0	0	19
CSU Bakersfield	35	4-8	2-4	3-3	4-7-7	2	5	1	2	1	13
vs UMKC	34	2-9	0-5	3-6	1-6-7	0	2	1	0	0	7
vs Grand Canyon	32	3-11	1-7	0-0	0-3-3	1	4	2	0	0	7
CSUN	35	6-12	2-6	7-8	2-2-4	1	4	5	1	2	21
at South Florida	26	3-7	1-2	0-0	1-1-2	2	2	6	0	0	7



EVAN TROY

SENIOR • GUARD

6-5 • 180

LONGVIEW, WASHINGTON

MARK MORRIS HS



#24

HISTORY OF #24

Greg Ballif	1977-82
Dave Barber	1959-60
Frank Bartley IV	2013-15
Gary Batiste	1974-75
Grant Berges	1993-97
McKay Cannon	2017-19
Jeff Chatman	1984-88
Larry Crowley	1957-58, 59-61
Ryan Cuff	1992-93
Paul Drecksel	1982-84, 86-88
Davin Guinn	2015-17
Damarcus Harrison	2011-12
Ken James	1964-67
Robert Jones	1990-92
Sean Kelly	1997-98
Steve Kelly	1968-71
Terrell Lyday	1999-01
Ben Murdock	2006-08
Gifford Nielsen	2001-02
Doug Richards	1970-74
Mel Wilkes	1955-58

JUNIOR (2018-19)

- Played in 12 games
- Scored 2 points and added 1 rebound vs. Oral Roberts
- Had 2 rebounds and 1 assist at Portland

SOPHOMORE (2017-18)

- Played in 12 games
- Posted season highs of 2 points (3 times), 1 rebound (twice) and 1 assist (twice)
- Scored his first career points on a pair of free throws vs. Idaho State
- Made his first career field goal at Loyola Marymount

BEFORE BYU

- Prepped at Mark Morris High School for Bill Bakamus
- As a senior in 2015-16, was team captain and averaged 11.3 points, 7.8 rebounds, 3.6 assists and 2.6 steals per game
- Led Mark Morris (26-4) to a district championship and the 2A state tournament where the Monarchs won the consolation game
- Named first-team all-league and first-team all-area as a senior by the Daily News
- Named Washington Interscholastic Activities Association (WIAA) Washington State Athlete of the Week
- Selected to play in All-Washington state game
- As a junior in 2014-15, averaged 9 points and 5.3 rebounds per game
- Led Mark Morris (20-7) to a district championship and a sixth-place finish at the 2A state tournament
- Named honorable mention all-league as a junior by the Daily News
- Named a 2014 Academic State Champion
- Played AAU for Roots Basketball, coached by Josh Wilson

PERSONAL

- Parents are JD and Terri Troy
- Has one brother and two sisters
- Mother played college basketball and his father wrestled in college

CAREER STATISTICS

YEAR	GP-GS	MP	FG-FGA	PCT	3FG-A	PCT	FT-FTA	PCT	O-D-REB	AVG	PF-FO	A	TO	BLK	STL	PTS	AVG
2017-18	12-0	1.5	1-4	.250	0-2	.000	4-6	.667	0-2-2	0.2	0-0	2	0	0	1	6	0.5
2018-19	12-0	2.0	1-7	.143	0-2	.000	0-2	.000	1-6-7	0.6	2-0	1	4	0	2	0	2
TOTAL	24-0	1.8	2-11	.182	0-4	.000	4-8	.500	1-8-9	0.4	2-0	3	4	0	1	8	0.3

CAREER CONFERENCE STATISTICS

YEAR	GP-GS	MP	FG-FGA	PCT	3FG-A	PCT	FT-FTA	PCT	O-D-REB	AVG	PF-FO	A	TO	BLK	STL	PTS	AVG
2017-18	7-0	1.6	1-2	.500	0-1	.000	2-3	.667	0-1-1	0.1	0-0	1	0	0	1	4	0.6
2018-19	4-0	1.5	0-1	.000	0-0	.000	0-2	.000	1-2-3	0.8	1-0	1	2	0	0	0	0.0
TOTAL	11-0	1.5	1-3	.333	0-1	.000	2-5	.400	1-3-4	0.4	1-0	2	2	0	1	4	0.4

CAREER CONFERENCE TOURNAMENT STATISTICS

YEAR	GP-GS	MP	FG-FGA	PCT	3FG-A	PCT	FT-FTA	PCT	O-D-REB	AVG	PF-FO	A	TO	BLK	STL	PTS	AVG
2018-19	1-0	2.0	0-1	.000	0-1	.000	0-0	.000	0-0-0	0.0	0-0	0	0	0	0	0	0.0
TOTAL	1-0	2.0	0-1	.000	0-1	.000	0-0	.000	0-0-0	0.0	0-0	0	0	0	0	0	0.0

CAREER HIGHS

Points: 2 (4x) last vs. Oral Roberts – 11/15/18
 1st half: –
 2nd half: 2 (4x) last vs. Oral Roberts – 11/15/18
 Rebounds: 2 (2x) last at Portland – 02/07/19
 Assists: 1 (3x) last at Portland – 02/07/19
 Steals: 1 vs. Loyola Marymount – 01/18/19
 Blocks: –
 FG made: 1 (2x) last vs. Oral Roberts – 11/15/18
 FG attempts: 2 vs. Portland State – 12/12/18
 3FG made: –
 3FG attempts: 1 (4x) last vs. San Diego – 03/09/19
 FT made: 2 (2x) last vs. Pepperdine – 01/11/18
 FT attempts: 2 (3x) last at Portland – 02/07/19
 Minutes: 4 vs. Northwestern State – 11/13/18

EVAN TROY

2017-18

Opponent	MP	FG	3FG	FT	REB	PF	A	TO	B	S	PTS
Mississippi Valley State	3	0-1	0-1	0-1	0-0-0	0	0	0	0	0	0
at Princeton					DNP						
UT Arlington	0	0-0	0-0	0-0	0-0-0	0	1	0	0	0	0
Niagara					DNP						
vs Alabama					DNP						
vs UMass					DNP						
at Utah Valley	1	0-0	0-0	0-0	0-0-0	0	0	0	0	0	0
at Utah State					DNP						
Illinois State					DNP						
vs Weber State					DNP						
Utah					DNP						
Idaho State	1	0-0	0-0	2-2	0-0-0	0	0	0	0	0	2
Texas Southern	2	0-1	0-0	0-0	0-1-1	0	0	0	0	0	0
Portland	1	0-0	0-0	0-0	0-0-0	0	1	0	0	0	0
Saint Mary's					DNP						
at San Francisco					DNP						
at Pacific					DNP						
Pepperdine	2	0-1	0-1	2-2	0-1-1	0	0	0	0	0	2
at Santa Clara	3	0-0	0-0	0-0	0-0-0	0	0	0	0	0	0
Loyola Marymount	2	0-0	0-0	0-0	0-0-0	0	0	0	0	1	0
San Diego	0	0-0	0-0	0-0	0-0-0	0	0	0	0	0	0
at Saint Mary's					DNP						
Pacific					DNP						
at Loyola Marymount	0	1-1	0-0	0-1	0-0-0	0	0	0	0	0	2
at Gonzaga					DNP						
Santa Clara	3	0-0	0-0	0-0	0-0-0	0	0	0	0	0	0
San Francisco					DNP						
at Pepperdine					DNP						
at San Diego					DNP						
at Portland					DNP						
Gonzaga					DNP						
vs San Diego					DNP						
vs Saint Mary's					DNP						
vs Gonzaga					DNP						
at Stanford					DNP						

2018-19

Opponent	MP	FG	3FG	FT	REB	PF	A	TO	B	S	PTS
at Nevada					DNP						
Utah Valley					DNP						
Northwestern State	4	0-0	0-0	0-0	0-2-2	0	0	0	0	0	0
Oral Roberts	3	1-1	0-0	0-0	0-1-1	0	0	0	0	0	2
Alabama A&M	3	0-1	0-0	0-0	0-1-1	0	0	1	0	0	0
Rice	3	0-1	0-0	0-0	0-0-0	0	0	1	0	0	0
Houston					DNP						
at Illinois State					DNP						
at Weber State	0	0-0	0-0	0-0	0-0-0	0	0	0	0	0	0
Utah State					DNP						
vs Utah	1	0-0	0-0	0-0	0-0-0	1	0	0	0	0	0
Portland State	2	0-2	0-1	0-0	0-0-0	0	0	0	0	0	0
vs UNLV					DNP						
at San Diego State					DNP						
at Mississippi State					DNP						
at Pacific					DNP						
at Saint Mary's					DNP						
Portland					DNP						
Santa Clara					DNP						
at Pepperdine					DNP						
at San Francisco					DNP						
Saint Mary's					DNP						
Gonzaga	1	0-0	0-0	0-0	0-0-0	0	0	0	0	0	0
Loyola Marymount	0	0-0	0-0	0-0	0-0-0	0	0	0	0	0	0
at Portland	3	0-0	0-0	0-2	1-1-2	1	1	1	0	0	0
Pacific					DNP						
at San Diego					DNP						
at Loyola Marymount					DNP						
San Francisco					DNP						
at Gonzaga	2	0-1	0-0	0-0	0-1-1	0	0	1	0	0	0
San Diego					DNP						
vs San Diego	2	0-1	0-1	0-0	0-0-0	0	0	0	0	0	0



ALEX BARCELLO



ALEX BARCELLO

JUNIOR • GUARD
6-2 • 180
CHANDLER, ARIZONA
ARIZONA



HISTORY OF #4

Paul Briggs	1988-92
Joshua Burgess	2003-05
Van Burgess	1952-55
Todd Christensen	1994-95, 97-00
Randy Clark	1946-49
Jackson Emery	2005-06, 08-11
Nick Emery	2015-17, 18-19
John Fish	1988-89, 91-94
Chris Handy	1997-98
Luiz Lemes	2002-04
Don Malmrose	1950-52
Jesse Pinegar	2000-02
Michael Smith	1983-84, 86-89
Frank Wiemer	1938-41

BEFORE BYU

- Played his freshman and sophomore seasons at Arizona
- As a sophomore in 2018-19, played in 30 games and averaged 3.3 points and added 26 rebounds, 15 assists and 10 steals
- As a freshman in 2017-18, played in 21 games and averaged 2.4 points and added 22 rebounds and 20 assists
- Prepped at Corona del Sol High School
- Was the No. 2 recruit in the state of Arizona and a member of the ESPN Top 100 in the class of 2017
- Named the 2015 and 2017 Arizona Gatorade Player of the Year
- Helped lead Corona del Sol to a pair of 6A state championships
- In the 2015 state tournament scored 51 points on 19 of 25 shooting against Gilbert Perry
- A member of AZ Central Sports' All-Arizona Teams as a sophomore, junior and senior
- Tallied 31 points in his team's win over Christ the King HS in Hoophall Classic as a senior
- Advanced to finals of American Family Insurance National 3-Point Shooting Competition

CAREER STATISTICS

YEAR	GP-GS	MP	FG-FGA	PCT	3FG-A	PCT	FT-FTA	PCT	O-D-REB	AVG	PF-FO	A	TO	BLK	STL	PTS	AVG
2017-18*	21-0	9.6	18-46	.391	8-26	.308	6-8	.750	3-19-22	1.0	26-0	20	8	0	3	50	2.4
2018-19*	30-0	9.6	33-84	.393	14-48	.292	19-22	.864	2-24-26	0.9	38-0	15	10	0	10	99	3.3
TOTAL*	51-0	9.6	51-130	.392	22-74	.297	25-30	.833	5-43-48	0.9	64-0	35	18	0	13	149	2.9

* Arizona

CAREER HIGHS

Points: 16 vs. Georgia Southern – 11/29/18
 Rebounds: 5 vs. UMBC – 11/12/17
 Assists: 6 vs. UMBC – 11/12/17
 Steals: 1 (2x) last at Oregon – 03/02/19
 Blocks: –
 FG made: 6 vs. Georgia Southern – 11/29/18
 FG attempts: 10 vs. Georgia Southern – 11/29/18
 3FG made: 3 vs. Long Beach State – 11/29/17
 3FG attempts: 5 vs. California – 02/21/19
 FT made: 7 vs. California – 02/21/19
 FT attempts: 7 vs. California – 02/21/19
 Minutes: 28 vs. Northern Arizona – 11/10/17

ALEX BARCELLO

2017-18 (Arizona)

Opponent	MP	FG	3FG	FT	REB	PF	A	TO	B	S	PTS
Northern Arizona	28	2-2	0-0	5-6	0-2-2	2	3	0	0	0	9
UMBC	17	3-6	2-4	0-0	1-4-5	2	6	0	0	1	8
CSU Bakersfield	20	2-4	2-3	0-0	0-3-3	2	2	0	0	0	6
vs NC State	21	0-2	0-2	0-0	0-1-1	2	1	1	0	0	0
vs SMU	6	0-1	0-1	0-0	0-1-1	1	0	2	0	0	0
vs Purdue	13	0-3	0-2	0-0	0-1-1	0	0	1	0	0	0
Long Beach State	20	4-7	3-4	0-0	0-2-2	2	2	0	0	1	11
at UNLV	8	0-4	0-2	0-0	1-1-2	1	1	0	0	0	0
vs Texas A&M	14	1-4	1-4	0-0	1-0-1	1	4	0	0	0	3
Alabama	3	0-0	0-0	0-0	0-0-0	1	0	1	0	0	0
at New Mexico					DNP						
North Dakota State	11	2-4	0-2	0-0	0-1-1	2	0	0	0	0	4
Connecticut					DNP						
Arizona State	6	0-0	0-0	0-0	0-1-1	1	0	1	0	0	0
at Utah	5	0-2	0-2	1-2	0-0-0	1	0	1	0	0	1
at Colorado	5	0-2	0-0	0-0	0-0-0	2	0	0	0	0	0
Oregon State					DNP						
Oregon					DNP						
at California	3	0-1	0-0	0-0	0-0-0	0	0	0	0	0	0
at Stanford					DNP						
Colorado					DNP						
Utah					DNP						
at Washington State	7	2-2	0-0	0-0	0-0-0	3	0	1	0	1	4
at Washington					DNP						
UCLA					DNP						
USC					DNP						
at Arizona State	7	2-2	0-0	0-0	0-0-0	0	0	0	0	0	4
at Oregon State	4	0-0	0-0	0-0	0-1-1	2	0	0	0	0	0
Stanford	2	0-0	0-0	0-0	0-0-0	0	0	0	0	0	0
California	1	0-0	0-0	0-0	0-1-1	1	0	0	0	0	0
vs Colorado	1	0-0	0-0	0-0	0-0-0	0	0	0	0	0	0
vs UCLA					DNP						
vs USC					DNP						
vs Buffalo					DNP						

2018-19 (Arizona)

Opponent	MP	FG	3FG	FT	REB	PF	A	TO	B	S	PTS
Houston Baptist	15	1-5	1-3	4-4	0-3-3	2	2	0	0	0	7
Cal Poly	12	1-4	0-3	0-0	0-0-0	3	2	0	0	1	2
UTEP	13	0-0	0-0	0-0	0-2-2	0	0	1	0	0	0
at Iowa St.	5	0-1	0-1	0-0	0-0-0	2	0	0	0	1	0
at Gonzaga	5	0-0	0-0	0-0	0-0-0	1	0	0	0	0	0
vs Auburn	2	0-0	0-0	0-0	0-0-0	0	0	0	0	0	0
Ga. Southern	13	6-10	2-3	2-2	0-1-1	3	1	0	0	1	16
at UCConn	4	1-1	0-0	0-0	0-0-0	0	1	0	0	0	2
Utah Valley	11	1-3	1-2	0-0	0-0-0	3	0	1	0	0	3
at Alabama	2	0-0	0-0	0-0	0-0-0	0	0	0	0	0	0
Baylor	8	0-2	0-1	0-0	0-0-0	0	1	0	0	0	0
Montana	6	1-1	0-0	0-0	0-0-0	1	0	1	0	1	2
UC Davis	6	1-1	1-1	0-0	0-1-1	0	0	1	0	0	3
Colorado	8	1-3	0-2	0-0	0-2-2	0	0	0	0	0	2
Utah					DNP						
at Stanford					DNP						
at California	6	3-4	0-1	0-0	0-1-1	2	0	1	0	0	6
Oregon	11	1-2	1-2	0-0	0-2-2	1	0	0	0	1	3
Oregon St.	17	2-5	2-3	0-0	1-0-1	1	1	0	0	0	6
at USC	11	0-5	0-2	0-0	0-3-3	0	1	0	0	0	0
at UCLA	12	1-2	1-2	4-4	0-1-1	0	1	1	0	1	7
at Arizona State	14	1-5	1-3	2-4	0-1-1	4	0	1	0	1	5
Washington	15	1-1	0-0	0-0	0-0-0	1	0	1	0	0	2
Washington St.	14	2-6	0-3	0-0	0-2-2	1	1	0	0	0	4
at Utah	18	5-8	2-5	0-0	0-1-1	4	1	0	0	0	12
at Colorado	7	0-2	0-2	0-0	0-0-0	1	1	0	0	1	0
California	18	3-7	1-5	7-7	0-2-2	3	1	0	0	1	14
Stanford	8	1-1	1-1	0-0	0-0-0	1	0	0	0	0	3
at Oregon St.	5	0-1	0-0	0-0	0-0-0	1	1	0	0	0	0
at Oregon	6	0-2	0-1	0-0	0-1-1	0	0	1	0	1	0
Arizona State					DNP						
vs USC					DNP						





RICHARD HARWARD

JUNIOR • FORWARD

6-11 • 255

OREM, UTAH

UTAH VALLEY



HISTORY OF #42

Stan Ashby	1961-62
Clyde Baker	1969-71
John Carlisle	2001-02
Nathan Cooper	1994-95, 97-01
Todd Crow	1989-90
Talmadge Eyre	1997-98
Gary Furniss	1980-83
Ian Harward	2011-13
Russ Jones	1956-58
Marty Lythgoe	1965-69
Jack Mannion	1960-61
Misho Ostarcevic	1975-77
Fred Petty	1971-72
Bob Quinney	1962-65
Bob Ricks	1956-57
Jim Spencer	1958-59
Craig Wilcox	1993-95

BEFORE BYU

- Played his freshman and sophomore seasons at Utah Valley
- Named to the 2018-19 NABC Honors Court
- Named the Jan. 14, 2019, WAC Player of the Week
- As a sophomore in 2018-19 averaged 10.8 points, 7.1 rebounds and shot 67.9 percent from the field in 20.5 minutes of action during the last 18 games of the season
- For the season, averaged 6.9 points, 4.9 rebounds and shot 63.8 percent from the field while posting three double-doubles and season highs of 19 points, 16 rebounds and five blocks
- As a freshman, appeared in 14 games and averaged 1.3 points per game and 1.9 rebounds per game
- Prepped at Orem High School where
- As a senior in 2014-15, earned first-team all-state honors while leading the Tigers to a 20-6 record and run to the semi-finals of the 2015 4A Utah State Championships
- Averaged 13.6 points, 8.9 rebounds, 2.0 assists and 2.6 blocks as a senior

PERSONAL

- Parents are Bradley and Alice Harward
- Has four sisters and one brother Ian who played basketball at BYU and BYU-Hawaii
- Served a mission for The Church of Jesus Christ of Latter-day Saints in Australia

CAREER STATISTICS

YEAR	GP-GS	MP	FG-FGA	PCT	3FG-A	PCT	FT-FTA	PCT	O-D-REB	AVG	PF-FO	A	TO	BLK	STL	PTS	AVG
2017-18	14-0	3.5	6-16	.375	0-0	.000	6-12	.500	12-14-26	1.9	7-0	1	0	5	0	18	1.3
2018-19	29-0	14.3	75-117	.641	0-0	.000	53-83	.639	48-97-145	5.0	50-1	14	16	18	4	203	7.0
TOTAL	43-0	10.8	81-133	.609	0-0	.000	59-95	.621	60-111-171	4.0	57-1	15	16	23	4	221	5.1

CAREER HIGHS (UVU)

Points: 19 vs. Chicago State – 02/21/19
 Rebounds: 16 vs. Chicago State – 02/21/19
 Assists: 2 vs. UMKC – 02/23/19
 Steals: 1 vs. UMKC – 03/14/19
 Blocks: 5 vs. UT Rio Grande Valley – 01/17/19
 FG made: 8 vs. Chicago State – 02/21/19
 FG attempts: 10 vs. CSUN – 03/19/19
 3FG made: –
 3FG attempts: –
 FT made: 6 vs. Seattle – 02/26/19
 FT attempts: 9 vs. Seattle – 02/26/19
 Minutes: 29 vs. Seattle – 02/26/19

RICHARD HARWARD

2017-18 (UVU)

Opponent	MP	FG	3FG	FT	REB	PF	A	TO	B	S	PTS
at Kentucky					DNP						
at Duke	1	0-2	0-0	0-0	0-1-1	0	0	0	0	0	0
at Idaho State					DNP						
UC Davis					DNP						
Eastern Oregon	10	0-2	0-0	3-4	3-2-5	1	0	0	0	0	3
at North Dakota					DNP						
BYU					DNP						
UTSA					DNP						
Weber State	2	0-0	0-0	0-0	0-1-1	0	0	0	1	0	0
at Cal State Fullerton					DNP						
Bethesda	8	2-3	0-0	0-2	2-4-6	0	0	0	2	0	4
at Hawai'i					DNP						
Montana Tech	6	1-3	0-0	0-0	1-0-1	1	0	0	0	0	2
at Sam Houston State					DNP						
UC Riverside					DNP						
Cal State Fullerton					DNP						
CSU Bakersfield	2	0-0	0-0	1-2	0-2-2	1	0	0	0	0	1
UMKC	5	1-2	0-0	2-2	4-1-5	1	1	0	1	0	4
Chicago State	2	0-0	0-0	0-0	0-0-0	0	0	0	0	0	0
at UT Rio Grande Valley					DNP						
at New Mexico State					DNP						
Grand Canyon					DNP						
at Seattle	5	0-2	0-0	0-0	0-0-0	2	0	0	1	0	0
at Chicago State	3	0-0	0-0	0-1	1-1-2	0	0	0	0	0	0
at UMKC					DNP						
New Mexico State	1	0-0	0-0	0-0	0-0-0	0	0	0	0	0	0
UT Rio Grande Valley					DNP						
at CSU Bakersfield	2	1-1	0-0	0-1	0-1-1	0	0	0	0	0	2
at Grand Canyon					DNP						
Seattle	1	0-0	0-0	0-0	0-0-0	1	0	0	0	0	0
vs CSU Bakersfield					DNP						
vs Grand Canyon					DNP						
Eastern Washington	1	1-1	0-0	0-0	1-1-2	0	0	0	0	0	2
at San Francisco					DNP						

2018-19 (UVU)

Opponent	MP	FG	3FG	FT	REB	PF	A	TO	B	S	PTS
Westminster (UT)	8	0-1	0-0	0-0	3-3-6	2	1	2	0	0	0
at BYU	4	0-1	0-0	1-2	1-2-3	0	1	0	0	0	1
at Saint Mary's	8	0-1	0-0	0-0	0-0-0	0	0	0	1	0	0
at Utah State	4	0-2	0-0	0-0	1-1-2	1	0	1	0	0	0
vs Hartford					DNP						
vs Long Beach	1	0-0	0-0	0-0	0-0-0	0	0	0	0	0	0
North Dakota					DNP						
Western State	8	1-3	0-0	2-4	1-2-3	1	0	0	0	0	4
Denver	4	0-1	0-0	0-0	0-0-0	2	0	0	0	0	0
at Arizona					DNP						
at Northern Arizona	1	1-1	0-0	0-0	0-0-0	1	0	0	0	0	2
at Weber State					DNP						
Idaho State					DNP						
Sam Houston State	4	0-0	0-0	0-0	0-1-1	1	0	0	0	0	0
at Fresno State	2	0-0	0-0	0-0	0-0-0	0	0	0	0	0	0
at Grand Canyon					DNP						
at CSU Bakersfield	2	0-0	0-0	0-0	0-0-0	0	0	0	0	0	0
Seattle	24	4-4	0-0	4-6	2-13-15	4	2	0	1	0	12
UT Rio Grande Valley	21	3-5	0-0	1-3	0-8-8	3	0	2	5	1	7
New Mexico State	24	2-4	0-0	4-5	0-4-4	3	2	1	0	1	8
at UMKC	21	6-9	0-0	4-9	4-3-7	1	1	0	1	0	16
at Chicago State	14	4-7	0-0	2-4	2-3-5	5	0	1	0	0	10
California Baptist	11	2-5	0-0	1-1	0-0-0	1	0	0	0	1	5
at New Mexico State	21	3-5	0-0	2-2	1-2-3	1	1	0	1	0	8
at UT Rio Grande Valley	24	4-6	0-0	2-3	2-3-5	2	1	1	0	0	10
Chicago State	19	8-10	0-0	3-3	8-8-16	1	0	1	0	0	19
UMKC	12	2-5	0-0	2-4	1-1-2	3	2	1	0	0	6
at Seattle	29	4-5	0-0	6-9	0-10-10	4	1	1	1	0	14
at California Baptist	16	2-6	0-0	2-2	4-2-6	3	1	1	0	0	6
Grand Canyon	18	5-5	0-0	4-6	2-6-8	3	1	1	1	0	14
CSU Bakersfield	22	3-3	0-0	3-7	2-9-11	3	0	0	3	0	9
vs UMKC	26	6-7	0-0	3-4	5-3-8	3	0	0	0	1	15
vs Grand Canyon	26	5-5	0-0	2-3	2-7-9	0	0	0	1	0	12
CSUN	19	5-10	0-0	5-6	5-3-8	2	0	1	1	0	15
at South Florida	22	5-6	0-0	0-0	2-3-5	0	0	2	2	0	10



GAVIN BAXTER

SOPHOMORE • FORWARD

6-9 • 210

PROVO, UTAH

TIMPVIEV HS



#25

HISTORY OF #25

Gary Batchelor	1961-63
Doug Beck	1956-57
Frank Berrett	1958-60
Gary Brewer	1958-59
Bob Capener	1981-83, 85-87
Dave Challis	1980-81
Jordan Chatman	2014-16
Jerry Clark	1976-77
Mark Durrant	1989-90, 92-95
Mike Herring	1987-89
Jim Jimas	1964-67
Tim Mould	1975-76
Eric Nielsen	1996-97, 99-02
George Rekoutis	1963-64
Mark Santiago	1990-92
Terry Tebbs	1953-56
Bill Treu	1957-58

FRESHMAN (2018-19)

- Named to the All-WCC Freshman Team
- Received Bronze Honors on the WCC Commissioner's Honor Roll
- Received the Most Improved Player Award at the end of season banquet
- Set the BYU record for field goal percentage in a single season (minimum 50 field goals made)
- Played in 30 games and started eight times
- Posted season highs of 25 points (Loyola Marymount), 10 rebounds (Loyola Marymount), 3 assists (Pacific), 5 blocks (San Francisco) and 2 steals (at Loyola Marymount)
- In the WCC was fifth in blocked shots
- Hit 10 of 14 from the field, 2 of 3 from 3-point range and 3 of 4 from the free-throw line for a career-best 25 points while adding a career-high 10 rebounds, two blocks and one steal
- Scored in double figures four times, had 20-plus points once
- Had one double-double and three-plus blocks four times
- Led the team in scoring one and rebounding twice

BEFORE BYU

- Played for Kevin Santiago at Timpview High School
- As a senior in 2015-16 averaged 15.7 points and 6.4 rebounds and led Timpview to a 21-6, 11-1 record of and a trip to the 4A state title game
- Named 5A first-team all-state by the Salt Lake Tribune and Deseret News
- As a junior in 2014-15 averaged 15.5 points and led

Timpview to a record of 15-9, 8-4 and a trip to the 4A quarterfinals

- Named 4A second-team all-state by the Deseret News in 2015
- As a sophomore in 2013-14 averaged 11.4 points and 6.2 rebounds while helping Timpview to a 19-6, 10-2 record and a trip to the 4A quarterfinals
- Named 4A third-team all-state by the Deseret News in 2014
- Named a four star recruit by ESPN, Scout and Rivals
- Ranked No. 21 nationally among small forwards by ESPN
- Named the No. 5 recruit in Utah by ESPN
- Also recruited by Arizona State, California, Oregon, Oregon State, UCLA and Utah State
- Plays for the Utah Prospects AAU team coached by Tim Davis

PERSONAL

- Parents are Kurt and Angela Baxter
- Has four siblings
- Served a mission for The Church of Jesus Christ of Latter-day Saints in Washington, D.C.

CAREER STATISTICS

YEAR	GP-GS	MP	FG-FGA	PCT	3FG-A	PCT	FT-FTA	PCT	O-D-REB	AVG	PF-FO	A	TO	BLK	STL	PTS	AVG
2018-19	30-8	14.7	59-91	.648	2-6	.333	20-39	.513	32-60-92	3.1	57-1	7	14	33	5	140	4.7
TOTAL	30-8	14.7	59-91	.648	2-6	.333	20-39	.513	32-60-92	3.1	57-1	7	14	33	5	140	4.7

CAREER CONFERENCE STATISTICS

YEAR	GP-GS	MP	FG-FGA	PCT	3FG-A	PCT	FT-FTA	PCT	O-D-REB	AVG	PF-FO	A	TO	BLK	STL	PTS	AVG
2018-19	15-7	20.3	47-69	.681	2-4	.500	14-24	.583	24-41-65	4.3	34-1	5	8	24	5	110	7.3
TOTAL	15-7	20.3	47-69	.681	2-4	.500	14-24	.583	24-41-65	4.3	34-1	5	8	24	5	110	7.3

CAREER CONFERENCE TOURNAMENT STATISTICS

YEAR	GP-GS	MP	FG-FGA	PCT	3FG-A	PCT	FT-FTA	PCT	O-D-REB	AVG	PF-FO	A	TO	BLK	STL	PTS	AVG
2017-18	1-1	19.0	1-1	1.000	0-0	.000	2-2	1.000	1-4-5	5.0	4-0	0	2	1	0	4	4.0
TOTAL	1-1	19.0	1-1	1.000	0-0	.000	2-2	1.000	1-4-5	5.0	4-0	0	2	1	0	4	4.0

CAREER HIGHS

Points: 25 vs. Loyola Marymount – 02/02/19
 1st half: 8 vs. Loyola Marymount – 02/02/19
 2nd half: 17 vs. Loyola Marymount – 02/02/19
 Rebounds: 10 vs. Loyola Marymount – 02/02/19
 Assists: 3 vs. Pacific – 02/09/19
 Steals: 2 at Loyola Marymount – 02/16/19
 Blocks: 5 vs. San Francisco – 02/21/19
 FG made: 10 vs. Loyola Marymount – 02/02/19
 FG attempts: 14 vs. Loyola Marymount – 02/02/19
 3FG made: 2 vs. Loyola Marymount – 02/02/19
 3FG attempts: 3 vs. Loyola Marymount – 02/02/19
 FT made: 3 (2x) vs. Loyola Marymount – 02/02/19
 FT attempts: 4 vs. Loyola Marymount – 02/02/19
 Minutes: 32 vs. Loyola Marymount – 02/02/19


MISCELLANEOUS

	18-19	Career
Double-Figure Points	4 (4-0)	4 (4-0)
20-plus Points	1 (1-0)	1 (1-0)
Double-Figure Rebounds	1 (1-0)	1 (1-0)
Double-Doubles	1 (1-0)	1 (1-0)
3-plus Blocks	4 (2-2)	4 (2-2)
Scoring Leader	1 (1-0)	1 (1-0)
Rebound Leader	2 (2-0)	2 (2-0)
Dunks	26	26

GAVIN BAXTER

2018-19

Opponent	MP	FG	3FG	FT	REB	PF	A	TO	B	S	PTS
at Nevada	15	2-2	0-0	0-1	2-2-4	4	1	0	1	0	4
Utah Valley	11	1-1	0-0	0-0	2-4-6	1	0	0	1	0	2
Northwestern State	16	1-4	0-0	2-3	0-1-1	2	0	0	4	0	4
Oral Roberts	14	1-2	0-0	2-2	2-1-3	3	0	0	0	0	4
Alabama A&M					DNP						
Rice	12	1-3	0-1	0-0	0-2-2	1	1	0	0	0	2
Houston	5	0-1	0-0	0-0	0-0-0	0	0	1	0	0	0
at Illinois State	10	4-4	0-0	0-3	0-2-2	1	0	0	1	0	8
at Weber State	5	0-0	0-0	0-0	0-0-0	3	0	1	0	0	0
Utah State	3	0-0	0-0	0-0	0-0-0	1	0	0	0	0	0
vs Utah	3	0-2	0-1	0-0	0-0-0	0	0	0	0	0	0
Portland State	2	0-0	0-0	0-0	0-0-0	0	0	0	0	0	0
vs UNLV	2	0-0	0-0	0-3	1-1-2	0	0	0	0	0	0
at San Diego State	3	0-0	0-0	0-0	0-1-1	0	0	0	0	0	0
at Mississippi State	16	1-2	0-0	0-1	0-1-1	3	0	2	1	0	2
at Pacific	1	0-0	0-0	0-0	0-0-0	0	0	0	0	0	0
at Saint Mary's	4	2-2	0-0	0-0	0-0-0	0	0	0	0	0	4
Portland	10	1-3	0-0	1-2	1-0-1	2	0	1	0	1	3
Santa Clara	4	2-4	0-0	1-3	3-1-4	2	0	0	1	0	5
at Pepperdine	23	5-5	0-0	3-3	0-6-6	3	0	0	3	0	13
at San Francisco	16	1-3	0-0	0-0	2-2-4	0	0	2	2	0	2
Saint Mary's	27	5-6	0-1	0-0	3-2-5	4	0	0	2	1	10
Gonzaga	25	2-4	0-0	0-0	1-3-4	1	1	0	1	0	4
Loyola Marymount	32	10-14	2-3	3-4	4-6-10	3	0	1	2	1	25
at Portland	21	2-3	0-0	1-2	1-6-7	2	0	1	1	0	5
Pacific	26	4-6	0-0	1-2	2-1-3	2	3	1	2	0	9
at San Diego	20	0-2	0-0	0-0	0-1-1	5	0	0	0	0	0
at Loyola Marymount	33	6-6	0-0	1-3	3-4-7	3	0	1	2	2	13
San Francisco	32	3-4	0-0	2-4	2-5-7	4	1	1	5	0	8
at Gonzaga	31	4-7	0-0	1-1	2-4-6	3	0	0	3	0	9
San Diego					DNP						
vs San Diego	19	1-1	0-0	2-2	1-4-5	4	0	2	1	0	4



CONNOR HARDING



CONNOR HARDING

SOPHOMORE • GUARD

6-6 • 185

POCATELLO, IDAHO

HIGHLAND HS



HISTORY OF #44

Alan Astle	1983-84, 86-90
Brett Applegate	1982-84
Lou Andrus	1962-63
Robert Cochran	1984-86
Dave Eastis	1958-61
Orville Fisher	1965-68
John Gustin	1956-58
Craig Jorgensen	1970-73
Eric Kellogg	1984-85
Corbin Kaufusi	2014-17
Bronson Kaufusi	2012-13
Scott Moon	1989-91
John Moala	1996-97
Steve Merta	1961-62
Trent Plaisted	2004-08
Keith Pedersen	1956-57
Paul Ruffner	1968-70
Jon Stanley	1963-65
Ron Selleaze	1997-98
Steve Trumbo	1978-82

FRESHMAN (2018-19)

- Received Bronze Honors on the WCC Commissioner's Honor Roll
- Played in 32 games and started 14
- Posted season highs of 14 points (Utah State), 7 rebounds (twice), 4 assists (Santa Clara), 2 blocks (twice), 2 steals (Oral Roberts) and 3 3-point field goals (Pacific)
- Scored in double figures five times and three 3-point field goals once
- Led the team in rebounds once and assists once

BEFORE BYU

- Played for Chris Frost at Highland High School
- As a senior in 2015-16 averaged 18.5 points, 6.3 rebounds and 2.3 assists
- Led Highland to a 19-6 record and the 5A state title
- Named the USA Today Idaho Player of the Year, Idaho Gatorade Player of the Year and 5A Idaho Statesman Player of the Year
- As a junior in 2014-15 averaged 16.6 points, 8.5 rebounds and 3.7 assists
- Named to the American Family Insurance ALL-USA Idaho Boys Basketball First Team
- A second-team all-state performer as a sophomore
- Named a four star recruit by ESPN and a three star recruit by Scout and Rivals
- Ranked No. 27 nationally among shooting guards by ESPN
- Named the top recruit in Idaho by ESPN
- Also recruited by Arizona State, California, Davidson, Harvard, Idaho State, Oregon State, Stanford, Utah and Utah State
- Plays for the Utah Prospects AAU team coached by Tim Davis

PERSONAL

- Parents are Robert and Robyn and stepmother is Alison
- Has six siblings
- Served a mission for The Church of Jesus Christ of Latter-day Saints in Atlanta



CAREER STATISTICS

YEAR	GP-GS	MP	FG-FGA	PCT	3FG-A	PCT	FT-FTA	PCT	O-D-REB	AVG	PF-FO	A	TO	BLK	STL	PTS	AVG
2018-19	32-14	19.4	68-147	.463	21-68	.309	41-61	.672	12-82-94	2.9	48-1	37	25	6	11	198	6.2
TOTAL	32-14	19.4	68-147	.463	21-68	.309	41-61	.672	12-82-94	2.9	48-1	37	25	6	11	198	6.2

CAREER CONFERENCE STATISTICS

YEAR	GP-GS	MP	FG-FGA	PCT	3FG-A	PCT	FT-FTA	PCT	O-D-REB	AVG	PF-FO	A	TO	BLK	STL	PTS	AVG
2018-19	16-9	18.3	23-60	.383	9-29	.310	17-26	.654	3-31-34	2.1	20-0	17	10	3	5	72	4.5
TOTAL	16-9	18.3	23-60	.383	9-29	.310	17-26	.654	3-31-34	2.1	20-0	17	10	3	5	72	4.5

CAREER CONFERENCE TOURNAMENT STATISTICS

YEAR	GP-GS	MP	FG-FGA	PCT	3FG-A	PCT	FT-FTA	PCT	O-D-REB	AVG	PF-FO	A	TO	BLK	STL	PTS	AVG
2018-19	1-0	18.0	5-7	.714	0-0	.000	2-2	1.000	3-1-4	4.0	1-0	0	1	0	0	12	12.0
TOTAL	1-0	18.0	5-7	.714	0-0	.000	2-2	1.000	3-1-4	4.0	1-0	0	1	0	0	12	12.0

CAREER HIGHS

Points: 14 vs. Utah State – 12/05/18
 1st half: 10 (2x) last vs. Utah State – 12/05/18
 2nd half: 12 vs. San Diego – 03/09/19
 Rebounds: 7 (2x) last vs. Rice – 11/21/18
 Assists: 4 vs. Santa Clara – 01/12/19
 Steals: 2 vs. Oral Roberts – 11/15/18
 Blocks: 2 (2x) last vs. Portland – 01/10/19
 FG made: 5 (3x) last vs. San Diego – 03/09/19
 FG attempts: 9 vs. Portland State – 12/12/18
 3FG made: 3 vs. Pacific – 02/09/19
 3FG attempts: 6 vs. Rice – 11/21/18
 FT made: 4 (2x) last vs. San Diego – 03/02/19
 FT attempts: 6 vs. San Diego – 03/02/19
 Minutes: 30 at Saint Mary's – 01/05/19

MISCELLANEOUS


	18-19	Career
Double-Figure Points	5 (4-1)	5 (4-1)
3-plus 3-point FG	1 (1-0)	11 (10-1)
Rebound Leader	1 (1-0)	1 (1-0)
Assist Leader	1 (0-1)	1 (0-1)
Dunks	5	5

CONNOR HARDING

2018-19

Opponent	MP	FG	3FG	FT	REB	PF	A	TO	B	S	PTS
at Nevada	19	1-5	0-4	3-5	0-3-3	1	1	0	2	0	5
Utah Valley	15	2-3	1-1	1-2	0-2-2	2	2	0	0	1	6
Northwestern State	19	4-7	1-2	2-3	0-4-4	2	1	3	0	1	11
Oral Roberts	22	4-8	1-3	1-2	2-5-7	1	1	0	0	2	10
Alabama A&M	18	3-7	1-4	2-3	0-6-6	1	2	0	0	0	9
Rice	16	3-8	1-6	2-3	1-6-7	1	2	0	1	0	9
Houston	18	0-2	0-2	1-2	0-1-1	1	0	1	0	0	1
at Illinois State	29	1-4	0-3	3-3	1-3-4	2	0	2	0	0	5
at Weber State	17	3-3	0-0	2-2	1-4-5	5	1	0	0	0	8
Utah State	21	5-6	2-3	2-3	0-1-1	1	1	1	0	0	14
vs Utah	24	2-5	1-2	0-0	0-5-5	4	1	1	0	0	5
Portland State	24	5-9	0-2	1-2	1-2-3	1	3	1	0	1	11
vs UNLV	25	2-5	1-2	0-0	0-0-0	2	1	2	0	1	5
at San Diego State	26	3-3	2-2	0-0	0-4-4	3	2	2	0	0	8
at Mississippi State	18	2-5	1-3	2-3	0-4-4	0	2	1	0	0	7
at Pacific	24	3-5	1-3	0-1	0-3-3	4	2	2	0	1	7
at Saint Mary's	30	2-4	1-1	0-0	0-4-4	1	2	1	1	0	5
Portland	22	2-5	2-3	2-2	0-2-2	1	1	1	2	0	8
Santa Clara	25	1-2	1-2	4-4	1-3-4	2	4	0	0	0	7
at Pepperdine	13	0-2	0-1	0-0	0-0-0	2	1	1	0	0	0
at San Francisco	15	2-4	0-1	1-1	0-0-0	2	1	0	0	1	5
Saint Mary's	25	1-3	0-1	0-0	0-2-2	1	3	1	0	1	2
Gonzaga	21	2-6	0-1	1-2	0-2-2	0	0	1	0	1	5
Loyola Marymount	9	1-4	0-1	0-1	0-1-1	0	0	1	0	0	2
at Portland	13	2-3	1-2	0-0	0-3-3	1	1	0	0	0	5
Pacific	26	4-6	3-5	2-5	1-3-4	1	0	0	0	0	13
at San Diego	18	1-2	0-1	0-0	0-1-1	1	1	1	0	1	2
at Loyola Marymount	12	1-3	0-1	3-4	0-1-1	1	0	0	0	0	5
San Francisco	10	1-3	0-0	0-0	1-2-3	1	0	1	0	0	2
at Gonzaga	11	0-4	0-2	0-0	0-1-1	1	0	0	0	0	0
San Diego	18	0-4	0-4	4-6	0-3-3	1	1	0	0	0	4
vs San Diego	18	5-7	0-0	2-2	3-1-4	1	0	1	0	0	12





KOLBY LEE

SOPHOMORE • FORWARD
6-9 • 240
MERIDIAN, IDAHO
ROCKY MOUNTAIN HS



HISTORY OF #40

Jack Anderson	1955-57
David Astle	1989-93
Jamal Aytes	2013-17
Bruce Barron	1967-69
Aaron Bond	1997-98
Mark Clausen	1987-88
Dan Howard	1999-03
Gail Johnson	1960-61
Bert Myers	1958-60
Kevin Nielsen	1977-79, 81-84
Alan Pollard	1982-86
David Reeves	1986-87
Dick Sawyer	1957-58
Greg Snow	1971-75
Verne Thompson	1975-77
Phil Tollestrup	1969-72
Paul Wyatt	1962-64

FRESHMAN (2018-19)

- Received Bronze Honors on the WCC Commissioner's Honor Roll
- Played in 17 games
- Posted season highs of 5 points (twice), 2 rebounds (5 times) and 1 assist (Oral Roberts)
- Hit 2 of 3 from the field for 5 points against Rice
- Made 2 of 2 from the field, including his first career 3-pointer, at San Diego State for 5 points

BEFORE BYU

- Played for Dane Roy at Rocky Mountain High School
- As a senior led Rocky Mountain to the 5A state title, the first state title in program history, and a 26-1 record
- Averaged 16.6 points, 9.3 rebounds and 2.6 blocks
- Was named Idaho Gatorade Player of the Year and the 5A Player of the Year by the Idaho Statesman
- As a junior led Rocky Mountain High School to a record of 19-7 and the consolation title in the 5A state tournament
- Averaged 14.8 points, 8.9 rebounds and 1.0 block as a junior
- Named to the 5A All-Idaho Second Team by the Idaho Statesman
- As a sophomore led Rocky Mountain to a 21-6 record, a district title and the consolation title in the 5A state tournament
- Averaged 13.7 points and 7.0 rebounds as a sophomore
- As a freshman helped Rocky Mountain to an 18-8 record and a trip to semifinals of 5A state tournament
- Competed in the 2016 NBPA Top 100 High School Camp at University of Virginia
- Named a four star recruit by ESPN.com
- Named the No. 1 recruit in the state of Idaho for the class of 2017
- Plays AAU for Hoop Dreams Idaho and Team Fast
- Also recruited by Iowa, Oregon State, Washington State, Purdue, Utah State, Boise State, Richmond, Portland, Kent State, Depaul, UC Davis

PERSONAL

- Parents are Brian and Jill Lee
- Has one older sister

2018-19

Opponent	MP	FG	3FG	FT	REB	PF	A	TO	B	S	PTS
at Nevada	4	1-1	0-0	0-0	1-1-2	0	0	0	0	0	2
Utah Valley	1	0-2	0-1	0-0	0-0-0	0	0	0	0	0	0
Northwestern State	5	1-3	0-0	1-2	1-0-1	1	0	0	0	0	3
Oral Roberts	7	0-1	0-1	0-0	0-2-2	2	1	1	0	0	0
Alabama A&M	6	0-3	0-1	0-0	0-1-1	2	0	0	0	0	0
Rice	3	2-3	0-0	1-2	1-0-1	1	0	0	0	0	5
Houston	-	-	-	-	-	-	-	-	-	-	-
at Illinois State	-	-	-	-	-	-	-	-	-	-	-
at Weber State	-	-	-	-	-	-	-	-	-	-	-
Utah State	-	-	-	-	-	-	-	-	-	-	-
vs Utah	1	0-0	0-0	0-0	0-1-1	0	0	0	0	0	0
Portland State	3	0-1	0-0	1-2	0-0-0	1	0	0	0	0	1
vs UNLV	-	-	-	-	-	-	-	-	-	-	-
at San Diego State	5	2-2	1-1	0-0	0-2-2	2	0	0	0	0	5
at Mississippi State	-	-	-	-	-	-	-	-	-	-	-
at Pacific	0	0-0	0-0	0-0	0-1-1	0	0	0	0	0	0
at Saint Mary's	2	0-0	0-0	0-2	0-1-1	0	0	0	0	0	0
Portland	3	0-1	0-0	0-0	0-0-0	1	0	0	0	0	0
Santa Clara	-	-	-	-	-	-	-	-	-	-	-
at Pepperdine	-	-	-	-	-	-	-	-	-	-	-
at San Francisco	-	-	-	-	-	-	-	-	-	-	-
Saint Mary's	-	-	-	-	-	-	-	-	-	-	-
Gonzaga	1	1-1	0-0	0-0	0-0-0	0	0	0	0	0	2
Loyola Marymount	0	0-0	0-0	0-0	0-0-0	0	0	0	0	0	0
at Portland	3	1-2	0-0	0-2	1-0-1	0	0	0	0	0	2
Pacific	-	-	-	-	-	-	-	-	-	-	-
at San Diego	-	-	-	-	-	-	-	-	-	-	-
at Loyola Marymount	-	-	-	-	-	-	-	-	-	-	-
San Francisco	-	-	-	-	-	-	-	-	-	-	-
at Gonzaga	6	1-2	0-0	0-2	2-0-2	2	0	1	0	0	2
San Diego	-	-	-	-	-	-	-	-	-	-	-
vs San Diego	4	1-2	0-0	0-0	0-2-2	0	0	0	0	0	2

CAREER STATISTICS

YEAR	GP-GS	MP	FG-FGA	PCT	3FG-A	PCT	FT-FTA	PCT	O-D-REB	AVG	PF-FO	A	TO	BLK	STL	PTS	AVG
2018-19	17-0	3.2	10-24	.417	1-4	.250	3-12	.250	6-11-17	1.0	12-0	1	2	0	0	24	1.4
TOTAL	17-0	3.2	10-24	.417	1-4	.250	3-12	.250	6-11-17	1.0	12-0	1	2	0	0	24	1.4

CAREER CONFERENCE STATISTICS

YEAR	GP-GS	MP	FG-FGA	PCT	3FG-A	PCT	FT-FTA	PCT	O-D-REB	AVG	PF-FO	A	TO	BLK	STL	PTS	AVG
2018-19	7-0	2.1	3-6	.500	0-0	.000	0-6	.000	3-2-5	0.7	3-0	0	1	0	0	6	0.9
TOTAL	7-0	2.1	3-6	.500	0-0	.000	0-6	.000	3-2-5	0.7	3-0	0	1	0	0	6	0.9

CAREER CONFERENCE TOURNAMENT STATISTICS

YEAR	GP-GS	MP	FG-FGA	PCT	3FG-A	PCT	FT-FTA	PCT	O-D-REB	AVG	PF-FO	A	TO	BLK	STL	PTS	AVG
2017-18	1-0	4.0	1-2	.500	0-0	.000	0-0	.000	0-2-2	2.0	0-0	0	0	0	0	2	2.0
TOTAL	1-0	4.0	1-2	.500	0-0	.000	0-0	.000	0-2-2	2.0	0-0	0	0	0	0	2	2.0

CAREER HIGHS

Points: 5 (2x) last at San Diego State – 12/22/18
 1st half: 3 at San Diego State – 12/22/18
 2nd half: 5 vs. Rice – 11/21/18
 Rebounds: 2 (5x) last vs. San Diego – 03/09/19
 Assists: 1 vs. Oral Roberts – 11/15/18
 Steals: –
 Blocks: –
 FG made: 2 (2x) last at San Diego State – 12/22/18
 FG attempts: 3 (3x) last vs. Rice – 11/21/18
 3FG made: 1 at San Diego State – 12/22/18
 3FG attempts: 1 (4x) last at San Diego State – 12/22/18
 FT made: 1 (3x) last vs. Portland State – 12/12/18
 FT attempts: 2 (6x) last at Gonzaga – 02/23/19
 Minutes: 7 vs. Oral Roberts – 11/15/18

WYATT LOWELL



WYATT LOWELL

SOPHOMORE • FORWARD

6-10 • 205

GILBERT, ARIZONA

UTAH VALLEY



HISTORY OF #1

Charles Abou	2008-12
Rylan Bergersen	2017-19
Rashaun Broadus	2005-07
Raul Delgado	2012-13
Chase Fischer	2013-16
Mike Hall	2003-05
Nate Knight	2000-01

BEFORE BYU

- Played his freshman season at Utah Valley
- Was named the 2018-19 Western Athletic Conference Freshman of the Year as the WAC freshmen in scoring (5.4), rebounding (3.0) and steals (0.5) during league play
- Named Academic All-WAC
- For the season, averaged 4.6 points, 2.6 rebounds and shot 37.6 percent from 3-point range
- Posted season highs of 14 points, six rebounds, two blocks and three steals and hit four 3-point field goals four times, including a 4 of 4 outing against New Mexico State
- Prepped at Williams Field High School
- As a senior in 2015-16, averaged 24.3 points, 10.4 rebounds, 2.3 assists and 2.0 blocks while shooting 40.0 percent from beyond the arc
- Was a four-star recruit by Scout.com and a three-star prospect by both Rivals.com and ESPN.com
- Rated the No. 1 power forward in Arizona and the fifth-best power forward in the west by Scout.com

PERSONAL

- Served a mission for The Church of Jesus Christ of Latter-day Saints in Minnesota

2018-19

Opponent	MP	FG	3FG	FT	REB	PF	A	TO	B	S	PTS
Westminster (UT)	7	2-3	2-2	0-0	0-3-3	5	1	0	0	0	6
at BYU	18	4-5	1-2	0-0	1-3-4	3	1	0	0	1	9
at Saint Mary's	28	4-7	4-6	2-2	0-3-3	3	0	3	1	1	14
at Utah State	22	3-4	2-3	0-0	0-1-1	2	1	2	2	1	8
vs Hartford	15	1-5	0-1	0-0	1-0-1	0	1	1	0	0	2
vs Long Beach	12	0-1	0-1	0-0	0-0-0	4	0	3	0	0	0
North Dakota	10	0-3	0-3	0-0	1-0-1	0	0	1	0	1	0
Western State	16	1-6	0-5	0-0	1-5-6	2	0	1	0	0	2
Denver	18	1-4	0-2	0-0	1-2-3	4	0	1	0	0	2
at Arizona	17	0-2	0-2	0-0	1-2-3	1	2	0	0	0	0
at Northern Arizona	21	4-6	4-5	0-0	1-1-1	1	1	0	0	2	12
at Weber State	15	2-5	1-3	0-0	1-3-4	4	1	2	0	0	5
Idaho State	12	0-2	0-2	0-0	0-1-1	2	1	1	0	0	0
Sam Houston State	5	0-0	0-0	0-0	0-0-0	2	1	0	0	0	0
at Fresno State	16	1-4	1-4	1-2	0-1-1	4	0	0	0	1	4
at Grand Canyon	13	1-3	0-2	0-0	0-2-2	3	0	1	0	0	2
at CSU Bakersfield	7	2-2	2-2	0-0	0-2-2	1	0	1	0	0	6
Seattle	10	0-1	0-1	0-0	0-1-1	3	0	3	0	1	0
UT Rio Grande Valley	19	2-4	2-3	0-0	0-4-4	3	0	1	0	1	6
New Mexico State	21	4-4	4-4	0-0	0-0-0	4	0	0	0	0	12
at UMKC	26	3-10	1-8	0-0	0-4-4	1	0	0	1	3	7
at Chicago State	25	4-10	3-9	0-0	2-3-5	2	2	1	1	1	11
California Baptist	14	0-2	0-2	2-2	0-2-2	0	0	0	0	1	2
at New Mexico State	19	4-6	4-6	0-1	0-3-3	4	0	2	0	0	12
at UT Rio Grande Valley	13	1-4	0-3	2-2	0-3-3	1	1	0	0	0	4
Chicago State	18	3-4	2-2	0-0	2-2-4	2	0	1	0	1	8
UMKC	8	0-1	0-1	0-1	0-3-3	0	0	1	0	0	0
at Seattle	22	1-5	0-2	0-0	0-4-4	2	1	0	0	0	2
at California Baptist	12	1-4	1-4	0-0	0-4-4	0	0	0	0	0	3
Grand Canyon	14	2-3	2-3	0-0	1-3-4	0	1	0	0	0	6
CSU Bakersfield	22	2-6	1-4	0-0	0-3-3	4	1	0	0	0	5
vs UMKC	11	1-3	1-3	0-0	0-1-1	2	0	1	1	0	3
vs Grand Canyon	8	1-2	1-2	0-0	0-2-2	0	0	2	0	0	3
CSUN	18	1-4	1-3	0-0	0-4-4	1	1	2	0	0	3
at South Florida	16	1-4	1-4	0-0	0-3-3	0	0	0	1	1	3

CAREER STATISTICS

YEAR	GP-GS	MP	FG-FGA	PCT	3FG-A	PCT	FT-FTA	PCT	O-D-REB	AVG	PF-FO	A	TO	BLK	STL	PTS	AVG
2018-19*	35-2	15.7	57-139	.410	41-109	.376	7-10	.700	12-78-90	2.6	70-1	17	31	7	16	162	4.6
TOTAL*	35-2	15.7	57-139	.410	41-109	.376	7-10	.700	12-78-90	2.6	70-1	17	31	7	16	162	4.6

*Utah Valley

CAREER HIGHS

- Points: 14 vs. Saint Mary's - 11/11/18
- Rebounds: 6 vs. Western State - 11/28/18
- Assists: 2 vs. Chicago State - 01/26/19
- Steals: 3 vs. UMKC - 01/24/19
- Blocks: 2 vs. Utah State - 11/16/18
- FG made: 4 vs. New Mexico State - 02/14/19
- FG attempts: 10 vs. Chicago State - 01/26/19
- 3FG made: 4 vs. New Mexico State - 02/14/19
- 3FG attempts: 9 vs. Chicago State - 01/26/19
- FT made: 2 vs. UT Rio Grande Valley - 02/16/19
- FT attempts: 2 vs. UT Rio Grande Valley - 02/16/19
- Minutes: 28 vs. Saint Mary's - 11/11/18

BLAZE NIELD



BLAZE NIELD

SOPHOMORE • GUARD

6-1 • 185

LEHI, UTAH

UTAH STATE EASTERN



HISTORY OF #3

Mark Bigelow	1998-99, 01-04
Elijah Bryant	2015-18
David Castleton	1997-98
Bob Craig	1948-51
Tyler Haws	2009-10, 12-15
Ron Kump	1953-54
Ralph Olsen	1950-52
Robbie Reid	1993-95
Don Snedaker	1939-40
Neil Stephens	1952-53
Keena Young	2004-07

BEFORE BYU

- Played his freshman season at Utah State Eastern
- Averaged 20.6 points, 5.2 rebounds and 4.1 assists and 1.6 steals while shooting 44.3 percent from the field, 40.7 percent from 3-point range and 75.3 percent from the free-throw line
- Posted season highs of 33 points, 11 rebounds, nine assists, five steals and five 3-point field goals
- Prepped at Lehi High School
- 17.3 points, 3.1 assists, 2.0 rebounds and 1.6 steals per game as a senior
- Was named all-state honorable mention by the Deseret News
- Ranked the No. 2 point guard and No. 10 overall player in Utah in the 2016 recruiting class

PERSONAL

- Mother is Marquelle Nield
- Served a mission for The Church of Jesus Christ of Latter-day Saints in Washington, D.C.

2018-19 (Utah State Eastern)

Opponent	MP	FG	3FG	FT	REB	PF	A	TO	B	S	PTS
vs Western Wyoming CC	33	7-14	3-8	9-16	3	3	1	2	0	0	26
vs Northwest College	30	6-12	2-6	2-2	3	2	5	1	0	1	16
Western Wyoming CC	29	5-8	3-4	13-14	2	0	4	0	0	2	26
Eastern Arizona College	29	7-16	4-6	2-4	4	4	5	1	0	1	20
Rexburg United	31	11-15	3-6	7-12	4	2	4	2	0	1	32
Rexburg United	23	8-10	3-4	4-6	4	2	3	3	0	3	23
at Western Wyoming CC	32	9-14	3-5	2-3	3	4	4	2	0	1	23
vs Central Wyoming College	26	7-10	4-5	1-1	3	5	3	3	0	2	19
vs Everett CC	1	8-16	5-10	9-12	5	0	5	3	1	2	30
vs Yakima Valley CC	26	5-10	1-1	7-7	3	2	6	1	0	3	18
at Treasure Valley	40	5-13	3-7	12-12	9	2	4	2	0	0	25
vs Portland CC	38	4-15	0-4	6-7	6	5	3	3	0	0	14
vs Western Wyoming CC	38	6-17	2-8	1-3	3	1	7	2	0	1	15
vs Arizona Western College	34	3-14	1-4	5-5	4	3	6	5	0	3	12
at Chandler-Gilbert CC	34	8-15	4-7	13-17	5	0	3	2	0	0	33
at Scottsdale CC	34	5-16	3-8	3-4	6	1	2	4	0	1	16
vs Indian Hills CC	40	6-13	2-7	5-10	6	3	6	3	0	2	19
vs Williston State College	35	6-18	1-6	1-1	6	1	7	5	0	2	14
Colorado Northwestern	29	7-13	2-6	6-6	3	4	9	2	0	1	22
Southern Idaho	40	6-17	3-10	8-11	3	2	5	5	0	0	23
Salt Lake CC	36	7-12	4-7	2-3	8	4	3	4	0	1	20
Snow College	40	6-13	2-6	3-4	6	1	1	1	0	1	17
at Colorado Northwestern CC	30	9-14	3-6	9-9	3	5	0	1	0	0	30
Salt Lake CC	40	4-13	1-5	5-8	9	2	1	3	0	2	14
at Snow College	39	3-9	0-2	2-2	7	0	3	3	0	4	8
at Southern Idaho	40	5-19	2-9	1-3	6	2	2	2	1	3	13
at Salt Lake CC	35	7-15	4-7	7-10	8	3	1	3	0	2	25
Snow College	37	6-12	3-5	2-3	7	4	3	4	0	5	17
at Colorado Northwestern CC	45	5-17	2-9	7-10	3	4	9	0	0	2	19
Southern Idaho	32	6-17	3-8	9-11	6	3	2	3	0	0	24
Colorado Northwestern CC	38	7-18	4-8	8-10	11	2	9	2	1	3	26
Snow College	39	6-16	1-5	6-9	8	3	6	1	0	1	19

CAREER STATISTICS

YEAR	GP-GS	MP	FG-FGA	PCT	3FG-A	PCT	FT-FTA	PCT	O-D-REB	AVG	PF-FO	A	TO	BLK	STL	PTS	AVG
2018-19*	32-32	33.5	200-451	.443	81-199	.407	177-235	.753	34-133-167	5.2	79-2	132	78	3	50	658	20.6
TOTAL*	32-32	33.5	200-451	.443	81-199	.407	177-235	.753	34-133-167	5.2	79-2	132	78	3	50	658	20.6

*Utah State Eastern

CAREER HIGHS (USU EASTERN)

Points: 33 at Chandler-Gilbert CC
 Rebounds: 11 vs. Colorado Northwestern – 02/28/19
 Assists: 9 (2x) last vs. Colorado Northwestern CC – 02/28/19
 Steals: 5 vs. Snow College – 02/14/19
 Blocks: 1 (3x) last vs. Colorado Northwestern – 02/28/19
 FG made: 11 vs. Rexburg United – 11/16/18
 FG attempts: 19 at Southern Idaho – 02/07/19
 3FG made: 5 vs. Everett CC – 11/29/18
 3FG attempts: 10 (2x) last vs. Southern Idaho – 01/12/19
 FT made: 13 (2x) last at Chandler-Gilbert CC – 12/15/19
 FT attempts: 17 at Chandler-Gilbert CC – 12/15/19
 Minutes: 45 at Colorado Northwestern CC – 02/28/19



JESSE WADE

SOPHOMORE • GUARD
6-1 • 175
KAYSVILLE, UTAH
GONZAGA



HISTORY OF #10

Cooper Ainge	2012-13
Ryan Andrus	2014-15
Jordan Archibald	1998-01
Steven Beo	2016-17
Les Cannon	1938-40
Sherman Crump	1951-54
Russell Hillman	1948-51
Bryan Hofheins	1994-96
Vuk Ivanovic	2005-08
LaVar Kump	1935-38
Michael Loyd Jr.	2007-10
Terry Nashif	2001-05
Marty Perry	1982-85
Brent Wade	1985-87

BEFORE BYU

- Played in 20 games as a freshman at Gonzaga in 2017-18
- Scored a season-best 9 points against Howard, tallied three rebounds against Santa Clara and had two steals at Pepperdine
- Prepped at Davis High School and played for Jay Welk and Chad Sims
- Ranked the No. 1 recruit in the state of Utah by both ESPN.com and 247sports.com in the class of 2015
- As a senior in 2014-15 averaged 26.8 points, 4.2 rebounds, 3.5 assists and 2.7 steals while hitting 4.2 3-pointers per game
- Named the 2015 Deseret News Mr. Basketball and first-team all-state by the Salt Lake Tribune
- As a junior averaged 17.6 points per game to go along with 3.5 rebounds, 3.2 assists and 2.4 steals per game while leading Davis to a 21-3 record and a trip to the 5A state semifinals
- Earned first team all-conference and first-team all-state honors, and was invited to the Pangos All-American Camp following his junior year
- As a sophomore led Davis HS to a 17-6 record and a berth in the state quarterfinals and averaged 14.8 points, 2.4 assists, 2.0 steals and 2.4 rebounds per game
- Earned third-team all-state honors as a sophomore
- Played for Lynn Lloyd for the Utah Prospects

PERSONAL

- Wife's name is Jade
- Parents are Eric and Amanda Wade
- Served a mission for The Church of Jesus Christ of Latter-day Saints in France
- Sister Olivia Wade plays soccer at BYU
- Also received offers from Utah State, San Francisco and UC Riverside

2017-18 (Gonzaga)

Opponent	MP	FG	3FG	FT	REB	PF	A	TO	B	S	PTS
vs. Texas Southern	3	0-1	0-1	0-0	0	0	1	0	0	0	0
vs. Howard	12	3-6	3-6	0-0	1	1	0	0	0	0	9
vs. Utah State					DNP						
vs. Ohio State	4	0-0	0-0	0-0	0	0	0	0	0	0	0
vs. Florida					DNP						
vs. Texas					DNP						
vs. Incarnate Word	19	1-3	1-3	0-0	1	0	1	1	0	3	3
vs. Creighton	0	0-0	0-0	0-0	0	0	0	0	0	0	0
vs. Villanova	2	0-1	0-1	0-0	0	0	0	0	0	0	0
at Washington	2	0-0	0-0	0-0	0	0	0	0	0	0	0
vs. North Dakota					DNP						
vs. IUPUI	2	1-1	1-1	0-0	0	0	0	0	0	0	3
at San Diego State	0	1-1	1-1	0-0	0	0	0	0	0	0	3
vs. Pacific	8	0-3	0-2	0-0	0	1	0	0	0	0	0
vs. Santa Clara	13	1-2	0-1	0-1	3	1	1	1	0	0	2
at Pepperdine	5	1-3	1-3	1-2	0	0	0	0	0	2	4
at Loyola Marymount					DNP						
vs. Portland	7	1-3	0-2	0-0	1	1	0	0	0	0	2
at San Francisco					DNP						
vs. Saint Mary's					DNP						
at Santa Clara	2	0-0	0-0	0-0	0	0	0	0	0	0	0
at Portland	6	0-1	0-1	0-0	0	0	0	1	0	1	0
vs. San Francisco					DNP						
vs. San Diego					DNP						
vs. BYU					DNP						
at Pacific					DNP						
at Saint Mary's					DNP						
vs. Loyola Marymount	5	0-1	0-1	0-0	0	0	1	0	0	0	0
vs. Pepperdine					DNP						
at San Diego State					DNP						
at BYU	4	0-1	0-1	0-0	1	0	0	0	0	0	0
vs. Loyola Marymount	2	0-0	0-0	0-0	0	0	0	0	0	0	0
vs. San Francisco	5	0-2	0-1	0-0	0	0	0	0	0	0	0
vs. BYU	2	0-0	0-0	0-0	0	0	0	0	0	0	0
vs. UNCG					DNP						
vs. Ohio State					DNP						
vs. Florida State					DNP						

CAREER STATISTICS

YEAR	GP-GS	MP	FG-FGA	PCT	3FG-A	PCT	FT-FTA	PCT	O-D-REB	AVG	PF-FO	A	TO	BLK	STL	PTS	AVG
2017-18*	20-0	5.2	9-29	.310	7-25	.280	1-3	.333	2-5-7	0.4	4-0	4	3	0	6	26	1.3
TOTAL	20-0	5.2	9-29	.310	7-25	.280	1-3	.333	2-5-7	0.4	4-0	4	3	0	6	26	1.3

*Gonzaga

CAREER HIGHS

Points: 9 vs. Howard – 11/14/17
 Rebounds: 3 vs. Santa Clara – 12/30/17
 Assists: 1 (4x) last at BYU – 02/24/18
 Steals: 3 vs. Incarnate Word – 11/29/17
 Blocks: –
 FG made: 3 vs. Howard – 11/14/17
 FG attempts: 6 vs. Howard – 11/14/17
 3FG made: 3 vs. Howard – 11/14/17
 3FG attempts: 6 vs. Howard – 11/14/17
 FT made: 1 at Pepperdine – 01/04/18
 FT attempts: 2 at Pepperdine – 01/04/18
 Minutes: 19 vs. Incarnate Word – 11/29/17



TREVIN KNELL

FRESHMAN • GUARD
6-5 • 190
WOODS CROSS, UTAH
WOODS CROSS HS



HISTORY OF #21

Roland Bevell	1959-61
Tim Cannon	1997-99
Craig Christensen	1975-76, 78-82
Kyle Davis	2014-17
Chris Dowling	1968-69
Mark Heslop	1985-86, 88-92
Russell Larson	1991-95
Vance Law	1975-77
Mike Maxwell	1979-82, 85-86
Chris Nikchevich	1982-85
Stephen Rogers	2010-12
Randy Schouten	1965-68
Rickey Shumway	1958-59
Chris Stock	1995-96
Evan Troy	2017-19
Trent Whiting	2000-01

BEFORE BYU

- Prepped at Woods Cross High School
- As a senior in 2016-17, averaged 25.4 points, 6.4 rebounds, 2.0 assists and 1.8 steals per game while leading Woods Cross to a record of 22-3 overall and 12-0 in Region 5 play
- Named first-team all-state by the Deseret News and Salt Lake Tribune
- As a junior in 2015-16 averaged 21.2 points while helping the Wildcats reach the 4A semifinals and finish with a 19-5 overall record, including 10-2 in region play
- The No. 2 recruit in Utah in the class of 2017 according to ESPN.com
- Finished his high school career with 1,495 points and 225 3-point field goals and posted career highs of 37 points, 16 rebounds and six 3-pointers
- Also received offers from Air Force, Cal, Montana, Rice, Robert Morris, San Diego, Santa Clara, Southern Utah, Utah State, Utah Valley, Washington State, Weber State and Wyoming

PERSONAL

- Served a mission for The Church of Jesus Christ of Latter-day Saints in Uruguay



CAMERON PEARSON

FRESHMAN • GUARD
6-0 • 175
LAKEWOOD, COLORADO
CHATFIELD HS



HISTORY OF #15

John Allen	1999-00, 02-03
James Anderson	2007-11
Payton Dastrup	2016-18
Mike Dresser	2003-04
Bob Foutin	1943-44
Lex Gardner	1939-40
Ralph Greenhalgh	1944-46, 48-49
Dale Hunt	1940-42
Boyd Jarman	1950-53
Fernando Malaman	2005-07
Dave Sedgwick	1993-94
Jake Toolson	2014-15
Bryon Toone	1949-50
Mekeli Wesley	1997-01

BEFORE BYU

- Prepped at Chatfield High School
- Averaged 14.1 points, 3.4 rebounds, 1.8 assists and 1.4 steals per game as a senior in 2015-16
- Helped Chatfield finish 24-3 overall and 14-0 in league play in 2015-16

PERSONAL

- Served a mission for The Church of Jesus Christ of Latter-day Saints in Chile

COACHING STAFF





MARK POPE

**HEAD COACH
1ST YEAR AT BYU
KENTUCKY '96**

Mark Pope was hired as head men's basketball coach at BYU on April 10, 2019. He is the 19th head men's basketball coach since the Cougars' inaugural season in 1902-03. Pope came to Provo after serving as head coach at Utah Valley University for the previous four seasons.

"We are excited to announce Mark as our new head men's basketball coach and welcome him and his family back to BYU," BYU director of athletics Tom Holmoe said of Pope's hiring. "Mark is an outstanding leader and coach. He is also an exceptional recruiter, who recognizes BYU's unique opportunities for success. We look forward to having him build on the great tradition of BYU basketball."

Pope's coaching career has included stints as an assistant coach at Georgia, Wake Forest and BYU before he was named the head coach at Utah Valley. As a player, Pope helped Kentucky win the 1996 NCAA National Title before enjoying a professional career that included stints in the NBA with the Indiana Pacers, Milwaukee Bucks, New York Knicks and Denver Nuggets.

"I'd like to thank the BYU administration," Pope said at his introductory press conference. "It's been an unbelievable opportunity for me to go through this process and see the vision. This place is like nowhere else. It's such an honor and privilege to be the head basketball coach at BYU. There's a standard of excellence on this campus

and with this program. Those high expectations are one of the things that excites me the most about being here."

In four years at Utah Valley, Pope's Wolverine teams made improvements each season, going from 12 wins in 2015-16 to 25 victories in 2018-19. He also led Utah Valley to three-straight postseason appearances (2017, 2018, 2019) and back-to-back 20-win seasons (2017-18, 2018-19)—both are Wolverine records.

The 2018-19 season was highlighted by a program-record 25 wins and an 11-4 non-conference record, the best non-league record in UVU history. His team finished 14-1 at home and owned a 22-game home win streak — also a Wolverine record and the second-longest streak in the country at the time. In addition to the team success, Pope coached the Western Athletic Conference Player of the Year and Freshman of the Year.

Pope's 2017-18 campaign finished with a 23-11 record, including the best home mark in school history of 16-1. The season began with what was known as the #Toughest24 as Pope and the Wolverines opened on the road at No. 4 Kentucky and No. 1 Duke on consecutive nights. That season ended with a trip to the quarterfinals of the College Basketball Invitational.

In 2016-17, Pope led Utah Valley to 17 wins and a trip to the CBI. The Wolverines won a pair of road games — the school's first-ever postseason victories — to reach the semifinals of the CBI.

While on Dave Rose's staff at BYU from 2011-15, Pope helped the Cougars to four-straight 20-win seasons and four-straight postseason appearances — includ-

ing three bids to the NCAA Tournament and trip to the semifinals of the 2013 NIT. Prior to coaching at BYU, Pope was director of basketball operations for Mark Fox at Georgia in 2009-10 and an assistant under Jeff Bzdelik at Wake Forest in 2010-11.

A 6-foot-10 post player, Pope helped Kentucky claim the 1996 NCAA National Championship and enjoyed a nine-year professional career that included seven seasons in the NBA and two in Turkey. Pope was drafted in the second round of the 1996 NBA Draft by the Indiana Pacers. Following the draft, Pope played his first season as a professional in Turkey for Efes Pilsen. He then played two seasons for the Indiana Pacers under head coach Larry Bird and helped the Pacers to the 1998 Eastern Conference Finals.

In 1999-00, Pope split time between the La Crosse Bobcats of the CBA and Ulkerspor in Turkey. He returned to the NBA the next season, playing for the Milwaukee Bucks under head coach George Karl. In 2000-01, he started 45 games and helped the Bucks reach the Eastern Conference Finals. After two seasons with the Bucks, Pope spent the 2002-03 season on injured reserve with the New York Knicks. He concluded his NBA career playing two seasons with the Denver Nuggets from 2003-05.

Pope began his collegiate career playing at Washington. As a freshman in 1991-92, he earned Pac-10 Freshman of the Year honors after setting a Washington freshman single-season record with 8.1 rebounds per game. He earned All-Academic honors from the Pac-10 as a sophomore in 1992-93.

Following his sophomore season, Pope transferred to Kentucky where he played

HEAD COACH MARK POPE

for Rick Pitino. After redshirting in 1993-94, Pope helped the Wildcats win back-to-back SEC titles, advance to the NCAA Elite Eight in 1995 and win the NCAA National Championship in 1996. He averaged 7.6 points and 5.2 rebounds and was a team captain during Kentucky's championship season. Pope earned Academic All-SEC honors in 1995 and graduated from Kentucky with a degree in English in 1996.

Before joining the basketball staff at Georgia, Pope completed two years of medical school at Columbia University in New York. He did much of his pre-med course work while playing in the NBA. Pope and his wife Lee Anne have four daughters: Ella, Avery, Layla and Shay. Lee Anne worked at ESPN before serving as David Letterman's personal assistant for four years.



POPE'S DIVISION I HEAD COACHING RECORD

Season	School	Overall	Pct.	Home	Pct.	Away	Pct.	Neutral	Pct.	Conf.	Pct.	Conference	
												Tourney	Postseason
2015-16	Utah Valley	12-18	.400	7-8	.467	5-9	.357	0-1	.000	6-8	.429	0-1	N/A
2016-17	Utah Valley	17-17	.500	8-5	.615	8-11	.421	1-1	.500	6-8	.429	1-1	2-1 CBI
2017-18	Utah Valley	23-11	.676	16-1	.941	6-9	.400	1-1	.500	10-4	.714	1-1	1-1 CBI
2018-19	Utah Valley	25-10	.714	14-1	.933	8-8	.500	3-1	.750	12-4	.750	1-1	1-1 CBI
	Totals	77-56	.579	45-15	.750	27-37	.422	5-4	.556	34-24	.586	3-4	4-3





CHRIS BURGESS

ASSISTANT COACH
1ST SEASON
UTAH '14



CAREER HIGHLIGHTS

- Helped Utah Valley improve from 12 wins in 2015-16 to a program-record 25 in 2018-19
- Helped Utah Valley to back-to-back 20-win seasons in 2017-18 and 2018-19 and three-straight postseason appearances (2017, 2018, 2019)
- While at Utah Valley, a pair of Wolverine big men earned All-WAC honors as Akolda Manyang was named to the WAC All-Defensive Team in 2017-18 and Wyatt Lowell was named the 2018-19 WAC Freshman of the Year
- Under his tutelage, UVU big men were ranked among the most efficient offensive players in the country per Synergy Sports
- While on the staff at Utah Valley, the Wolverines rewrote the top four spots in scoring average in the school record book, including a record 78.1 points per game in 2017-18 and also claimed four of the top five spots for 3-point field goals made while setting the record with 300 in 2016-17

COACHING EXPERIENCE

- BYU Assistant Coach (2019-present)
- Utah Valley Assistant Coach (2015-19)
- Indian Hills Community College Assistant Coach (2014-15)
- Salt Lake Community College Volunteer Assistant (2014)
- Utah Student Assistant (2013-14)

PLAYING CAREER

- Played 11 season professionally in Turkey, Australia, the Philippines, South Korea, Egypt, Ukraine, Puerto Rico, Poland and the United Arab Emirates
- Played his freshman and sophomore seasons for Mike Krzyzewski at Duke where he helped the Blue Devils earn No. 1 rankings each year and reach the Elite Eight in 1998 and the NCAA National Championship game in 1999
- Concluded his collegiate career playing for Rick Majerus at Utah, helping the Utes reach the NIT in 2001 and the NCAA tournament in 2002
- As a prep athlete, was the No. 1 recruit in the country and a McDonald's High School All-American at Woodbridge High School in Irvine, California

EDUCATION

- Utah (2014, Bachelor's in speech communication)

PERSONAL/FAMILY

- Wife: Lesa
- Children: Kelli Jo, Zoey, Ava, Beckham and Zachary



CODY FUEGER

ASSISTANT COACH
1ST SEASON
UTAH '06



CAREER HIGHLIGHTS

- Helped Utah Valley improve from 12 wins in 2015-16 to a program-record 25 in 2018-19
- Helped Utah Valley to back-to-back 20-win seasons in 2017-18 and 2018-19 and three-straight postseason appearances (2017, 2018, 2019)
 - Coached the following All-WAC Players at Utah Valley:
 - Wyatt Lowell: 2018-19 WAC Freshman of the Year
 - Kenneth Ogbe: 2017-18 All-WAC First Team
 - Brandon Randolph: 2017-18 All-WAC Second Team
 - Conner Toolson: 2017-18 All-WAC Second Team
 - Jake Toolson: 2017-18 WAC All-Newcomer Team, 2018-19 WAC Player of the Year
- While on the staff at Utah Valley, the Wolverines rewrote the top four spots in scoring average in the school record book, including a record 78.1 points per game in 2017-18 and also claimed four of the top five spots for 3-point field goals made while setting the record with 300 in 2016-17
- As director of operations at BYU, helped the Cougars to back-to-back NCAA tournament appearances and 23 wins in 2013-14 and 25 in 2014-15
- Has worked for the Utah Jazz during the summers of 2014 and 2017 to help run the organization's pre-draft workouts and free agent mini-camps

- Worked for some of the best coaches in the history of college basketball in the state of Utah in Dave Rose at BYU, Rick Majerus at Utah and Stew Morrill at Utah State

COACHING EXPERIENCE

- BYU Assistant Coach (2019-present)
- Utah Valley Assistant Coach (2015-19)
- BYU Director of Basketball Operations (2013-15)
- Utah State Director of Basketball Operations (2012-13)
- UC Riverside Director of Basketball Operations (2011-12)
- Louisiana Tech Director of Basketball Operations (2007-11)
- Utah Video coordinator and Student Assistant (2002-07)

EDUCATION

- Utah (2006, Bachelor's in economics)
- Utah (2007, Master's in parks, recreation and tourism-sports management)

PERSONAL/FAMILY

- Wife: Danielle
- Children: Isabella and Andrew



NICK ROBINSON

ASSISTANT COACH
1ST SEASON
STANFORD '05



CAREER HIGHLIGHTS

- Helped Seattle to back-to-back winning seasons (2017-18 and 2018-19) for the first time since the 1968-69 and 1969-70 seasons
- Seattle also earned back-to-back postseason bids during Robinson's tenure
- As head coach at Southern Utah from 2012-16, Robinson's student-athletes earned two All-Big Sky selections, 20 Big Sky Academic All-Conference honors, five NABC Honors Court selections and one NABC Academic Excellence Team Award (2012-13)
- While at Stanford from 2006-08, contributed to the development of three future NBA players and assisted the team as the Cardinal reached the NCAA tournament in 2007 and 2008
- Helped William Jewell defeat the No. 1 team in the first round of the 2009 NAIA Division I Tournament

COACHING EXPERIENCE

- BYU Assistant Coach (2019-present)
- Seattle Assistant Coach (2017-19)
- Southern Utah Head Coach (2012-16)
- LSU Assistant Coach (2011-12)
- LSU Director of Basketball Operations (2010-11)
- LSU Executive Assistant to the Head Coach (2009-10)
- William Jewell Assistant Coach (2008-09)
- Stanford Assistant Coach (2006-08)
- Stanford Director of Basketball Operations (2006)

PLAYING CAREER

- Robinson played his college basketball at Stanford from 2001-05, where he helped the Cardinal to a 92-34 record in four seasons
- Helped the Cardinal make four trips to the NCAA Tournament, win Pac-10 regular season and tournament championships and earn a No. 1 national ranking during the 2003-04 season
- Served as team captain during his junior and senior seasons
- On Feb. 7, 2004, hit one of the most memorable shots in Stanford basketball history – with the No. 2 ranked Cardinal tied with No. 12 Arizona, Robinson collected a loose ball, raced down the floor and hit a running 30-footer for the win

EDUCATION

- Stanford (2005, Master's in sociology)
- Stanford (2005, Bachelor's in political science)

PERSONAL/FAMILY

- Wife: Meagan
- Children: Annie, Tate, Toby and Elsie
- Served a mission for The Church of Jesus Christ of Latter-day Saints in Brazil



BOBBY HORODYSKI

DIRECTOR OF BASKETBALL OPERATIONS
1ST SEASON
CENTRAL FLORIDA '13



CAREER HIGHLIGHTS

- Helped Utah Valley improve from 12 wins in 2015-16 to a program-record 25 in 2018-19
- Helped Utah Valley to back-to-back 20-win seasons in 2017-18 and 2018-19 and three-straight postseason appearances (2017, 2018, 2019)

RESPONSIBILITIES

- Coordinate team travel
- Assist with scheduling games
- Camp director
- Academic liaison

COACHING EXPERIENCE

- BYU Director of Basketball Operations (2019-present)
- Utah Valley Director of Basketball Operations (2015-2019)
- Wyoming Graduate Assistant (2013-2015)

PLAYING CAREER

- Played his junior and senior seasons at University of Central Florida (2011-13)
- Was a team captain as a senior
- Was a manager and UCF in 2010-11
- Played his freshman season at Marshall in 2009-10

EDUCATION

- Wyoming (2015, Master's in Communications)
- University of Central Florida (2013, Bachelor's in Finance)

PERSONAL/FAMILY

- Married to Dr. Laura Ann Zdziarski-Horodyski, an adjunct assistant professor at the University of Utah School of Medicine



NATE AUSTIN

GRADUATE ASSISTANT
2ND SEASON
BYU '16



CAREER HIGHLIGHTS

- As an assistant coach at Lone Peak, helped the Knights claim the 2018 6A state title and finish second in the 5A state tournament in 2017

COACHING EXPERIENCE

- BYU Graduate Assistant (2018-present)
- Lone Peak High School Assistant Coach (2016-18)

EDUCATION

- BYU (2016)

PLAYING CAREER

- Played for Quincy Lewis at Lone Peak High School (2005-09)
- Helped Lone Peak with the 2008 5A state championship

- As a senior in 2008-09, earned first-team all-state honors and helped the Knights finish second in the 5A state tournament
- Played for Dave Rose at BYU (2011-16)
- BYU's all-time leader in games played and second all-time in career offensive rebounds
- Helped BYU reach two NCAA tournaments and advance twice to the semifinals of the NIT in Madison Square Garden

PERSONAL/FAMILY

- Wife's name is Kim
- Served a mission for The Church of Jesus Christ of Latter-day Saints in Texas



LUKE WORTHINGTON

GRADUATE ASSISTANT
1ST SEASON
BYU '19



COACHING EXPERIENCE

- BYU Graduate Assistant (2019-present)

PLAYING CAREER

- Played for Quincy Lewis at Lone Peak High School (2005-09)
- Helped Lone Peak with the 2008 5A state championship
- As a senior in 2008-09, earned first-team all-state honors and helped the Knights finish second in the 5A state tournament
- Played for Dave Rose at BYU (2013-15, 17-19)
- Tied for 10th all-time in career games played in BYU history with 131
- Started 63 games and helped BYU make two NCAA appearances and receive one NIT bid

EDUCATION

- BYU (2019)

PERSONAL/FAMILY

- Wife's name is Sarah
- Served a mission for The Church of Jesus Christ of Latter-day Saints in Chile



ROB RAMOS

ATHLETIC TRAINER
18TH SEASON
BYU '95



RESPONSIBILITIES

- Named Assistant Director of Sports Medicine in July 2010
- Head athletic trainer for men's basketball, men's golf and men's tennis.

PRIOR TO BYU

- Worked for Physical & Sports Therapy Services in Orem
- Head athletic trainer for Utah Valley State College from 1999-2002, where he oversaw all 13 sports
- Worked as an athletic trainer with the 2002 Olympic medical staff at the Peaks Arena in Provo

EDUCATION

- Bachelor's degree from BYU in athletic training (1995)
- Master's from BYU (1998)

PERSONAL/FAMILY

- Married to the former Jennifer Gardine and together they have four children
- Hometown: Willits, California



ERICK SCHORK

**STRENGTH AND CONDITIONING COACH
4TH SEASON
SPRINGFIELD COLLEGE '95**



RESPONSIBILITIES

- Oversee the strength and conditioning program for BYU men's basketball

PRIOR TO BYU

- Assistant director of athletics for sports performance, Saint Louis University, 2014-2016
- Strength and conditioning coach for men's and women's basketball, Saint Louis University, 2007-2016
- Director of strength and conditioning, Wright State University, 2003-2007
- Assistant strength coach, Ohio State, 1997-2003
- Graduate assistant strength coach, Western Michigan, 1995-1997

CERTIFICATIONS AND OTHER EXPERIENCE

- Member of the National Strength and Conditioning Association
- Member of the Collegiate Strength and Conditioning Coaches Association
- Named a Master Strength and Conditioning Coach by CSCCa in May 2013
- Worked with the Buffalo Bills of the NFL and the Columbus Blue Jackets of the NHL

PERSONAL/FAMILY

- Wife Amy and son Alex



STEVE BUSHMAN
EQUIPMENT MANAGER



KYLE CHILTON
MEDIA RELATIONS



JESSICA MULLEN
ACADEMIC ADVISOR



GABY KEETON
BASKETBALL OFFICE MANAGER

MANAGERS:

- TAYLOR FIELD
- TYLER LANGFORD
- TJ LOCKWOOD
- CAMERON MACY
- TYLER MCARTHUR
- AARON WARD

2019-20 ATHLETIC ADMINISTRATION



TOM HOLMOE

Director of Athletics

Tom Holmoe was named Director of Athletics at Brigham Young University on March 1, 2005. He oversees a nationally recognized program with 21 intercollegiate sports, involving more than 600 student-athletes and a staff of nearly 200 people.

Since Holmoe's appointment, BYU has captured more than 100 conference regular-season or postseason championships, and over 200 student-athletes have earned All-America status. Under his tutelage, both the football and men's basketball teams have enjoyed tremendous success. BYU earned a bowl invitation 13 of 14 years, while the men's basketball program put together a string of 13-consecutive 20-win seasons and has made the postseason all but one year, including an NCAA Sweet-16 run in 2011.

A former Cougar defensive back from 1978-82, Holmoe returned to BYU in July 2001 as Associate Athletics Director for Development. As part of his responsibilities, he supervised the Cougar Club, served as the department's liaison with the LDS Foundation, served on the BYU Alumni Association Board of Directors and worked on the capital campaign to raise funds for the university's new athletic facilities. Holmoe served on the NCAA Division I men's basketball selection committee from 2014-2018.

A native of La Crescenta, California, Holmoe came to BYU on a football scholarship in 1978. He earned first-team All-WAC honors as a senior in 1982 and was selected in the fourth round of the 1983 NFL Draft by the San Francisco 49ers. Over a seven-year NFL career, he played on three Super Bowl championship teams with the 49ers in 1984, 1988 and 1989.

After retiring from professional football, Holmoe returned to BYU to serve as a graduate assistant under LaVell Edwards from 1990-91 and later accepted an offer from Bill Walsh to become the Stanford secondary coach in 1992, where he remained for two seasons. In 1994, he returned to the 49ers as defensive backfield coach for two seasons, where he earned a fourth Super Bowl ring. Two years later Holmoe joined the University of California staff as defensive coordinator and later became the head coach from 1997-2001.

Holmoe graduated from BYU with a degree in Zoology in 1983 and received a master's degree from BYU in Athletic Administration in 1995. He and his wife, Lori, have four children and four grandchildren.



BRIAN SANTIAGO

DEPUTY ATHLETIC DIRECTOR



LIZ DARGER

*SENIOR ASSOCIATE AD/SENIOR
WOMAN ADMINISTRATOR*



CHAD LEWIS

ASSOCIATE AD/DEVELOPMENT



BOB SCHIRMER

ASSOCIATE AD/FINANCE



DUFF TITTLE

ASSOCIATE AD/COMMUNICATIONS



TREVOR WILSON

ASSOCIATE DEAN OF STUDENTS



DAVID ALMODOVA

*ASSOCIATE AD/MARKETING &
PROMOTIONS*



CHAD GWILLIAM

ASSOCIATE AD/COMPLIANCE



MATTHEW NIX

*ASSOCIATE AD/EVENTS &
FACILITIES*



CASEY STAUFFER

*ASSOCIATE AD/CORPORATE
SPONSORSHIPS*

BYU MISSION STATEMENT

The mission of Brigham Young University — founded, supported, and guided by The Church of Jesus Christ of Latter-day Saints — is to assist individuals in their quest for perfection and eternal life. That assistance should provide a period of intensive learning in a stimulating setting where a commitment to excellence is expected and the full realization of human potential is pursued.

All instruction, programs, and services at BYU, including a wide variety of extracurricular experiences, should make their own contribution toward the balanced development of the total person. Such a broadly prepared individual will not only be capable of meeting personal challenge and change but will also bring strength to others in the tasks of home and family life, social relationships, civic duty, and service to mankind.

To succeed in this mission the university must provide an environment enlightened by living prophets and sustained by those moral virtues which characterize the life and teachings of the Son of God. In that environment these four major educational goals should prevail:

All students at BYU should be taught the truths of the gospel of Jesus Christ. Any education is inadequate which does not emphasize that His is the only name given under heaven whereby mankind can be saved. Certainly all relationships within the BYU community should reflect devout love of God and a loving, genuine concern for the welfare of our neighbor.

Because the gospel encourages the pursuit of all truth, students at BYU should receive a broad university education. The arts, letters, and sciences provide the core of such an education, which will help students think clearly, communicate effectively, understand important ideas in their own cultural tradition as well as that of others, and establish clear standards of intellectual integrity.

In addition to a strong general education, students should also receive instruction in the special fields of their choice. The

BYU'S HISTORY

The 1875 establishment of the Brigham Young Academy offered an academically stimulating and gospel-oriented education to 29 students. The one-acre school grounds presided over by Karl G. Maeser have since developed into 560 acres and about 300 buildings. The foundation of the University thrives with the four-fold focus of being 1) spiritually strengthening, 2) intellectually enlarging, 3) character building, leading to 4) lifelong learning and service.

Brigham Young University provides an outstanding education in an atmosphere consistent with the standards and principles of its sponsor, The Church of Jesus Christ of Latter-day Saints.

university cannot provide programs in all possible areas of professional or vocational work, but in those it does provide the preparation must be excellent. Students who graduate from BYU should be capable of competing with the best in their fields.

Scholarly research and creative endeavor among both faculty and students, including those in selected graduate programs of real consequence, are essential and will be encouraged.

In meeting these objectives BYU's faculty, staff, students, and administrators should also be anxious to make their service and scholarship available to The Church of Jesus Christ of Latter-day Saints in furthering its work worldwide. In an era of limited enrollments, BYU can continue to expand its influence both by encouraging programs that are central to the Church's purposes and by making its resources available to the Church when called upon to do so.

We believe the earnest pursuit of this institutional mission can have a strong effect on the course of higher education and will greatly enlarge Brigham Young University's influence in a world we wish to improve.



KEVIN J WORTHEN
UNIVERSITY PRESIDENT

Kevin J. Worthen began serving as the 13th president of Brigham Young University on May 1, 2014. He previously served as BYU's advancement vice president and as dean of its J. Reuben Clark Law School, where he was the Hugh W. Colton Professor of Law.




MATTHEW RICHARDSON
ADVANCEMENT VICE PRESIDENT

Matthew O. Richardson was appointed on May 14, 2014. He oversees athletics, University Communications, BYU Broadcasting, alumni, external relations and philanthropy.

A TOP-OF-THE-CHARTS EDUCATION



- | | | |
|--------|--|---|
| No. 1 | <i>Colleges Worth the Cost</i> | <i>Wall Street Journal</i> |
| No. 1 | <i>Best in the West for student engagement</i> | <i>Wall Street Journal</i> |
| No. 1 | <i>Advertising program in the nation</i> | <i>College Magazine</i> |
| No. 1 | <i>Best Trained Business Graduates</i> | <i>Bloomberg Businessweek</i> |
| No. 1 | <i>Animation bachelor of science program</i> | <i>Animation Career Review</i> |
| No. 2 | <i>Undergraduate accounting program</i> | <i>U.S. News & World Report</i> |
| No. 3 | <i>Producer of foreign-language degrees</i> | <i>Chronicle of Higher Ed</i> |
| No. 3 | <i>Masters of Accounting program</i> | <i>Public Accounting Report</i> |
| No. 4 | <i>Producer of Fulbright U.S. Scholars</i> | <i>Chronicle of Higher Ed</i> |
| No. 4 | <i>Best university for technology transfer</i> | <i>Milken Institute</i> |
| No. 4 | <i>Best College for education majors</i> | <i>Niche</i> |
| No. 5 | <i>Graduates who go on to earn doctorates</i> | <i>National Opinion Research Center</i> |
| No. 5 | <i>Graduates with the least debt</i> | <i>U.S. News & World Report</i> |
| No. 7 | <i>Best value MBA program worldwide</i> | <i>Financial Times</i> |
| No. 10 | <i>Graduate entrepreneurship program</i> | <i>Entrepreneur/Princeton Review</i> |
| No. 12 | <i>Best value school</i> | <i>U.S. News & World Report</i> |
| No. 12 | <i>Best college for nursing</i> | <i>Niche</i> |
| No. 13 | <i>Most employable graduates in the U.S.</i> | <i>Times Higher Education</i> |
| No. 39 | <i>Best Law School</i> | <i>U.S. News & World Report</i> |



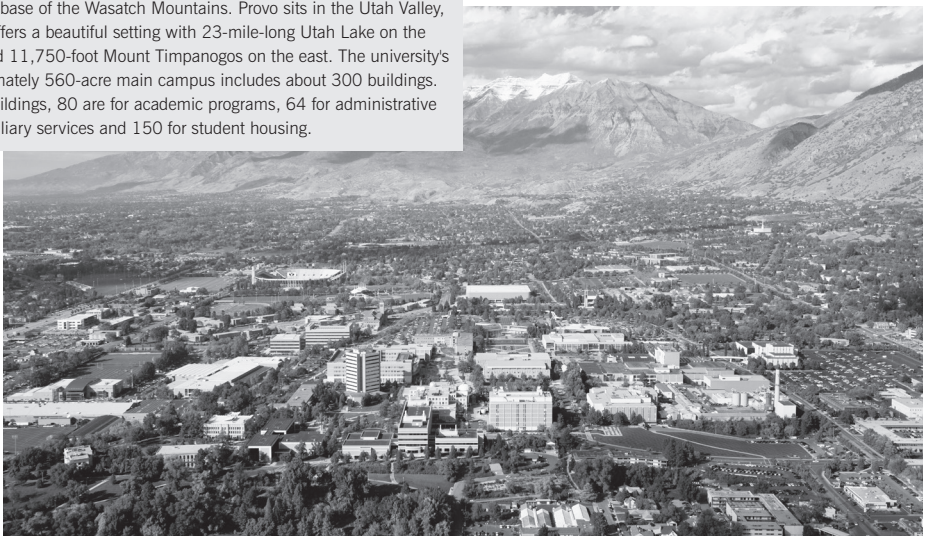
DISTINGUISHED FACULTY

Faculty members hold advanced degrees from universities around the world. Their achievements are compelling and wide-ranging as they pursue consequential research work that is making a real difference. Alleviating hunger worldwide through more efficient agriculture, finding low-pollution energy alternatives and making significant contributions to the strengthening of families are among their many pursuits. Faculty members are regularly called upon to head national and international professional organizations and to consult with corporate and governmental entities. Above all, these high-principled men and women share an unmatched devotion to bringing the best possible education to their students.

PREPARATION FOR THE FUTURE

A strong curriculum delivered by outstanding faculty is key to the academic excellence of BYU graduates. From business management to nursing, from the humanities to engineering, the University's 11 colleges – supported by comprehensive offerings from religious education – continue to be internationally recognized for the quality of their education and the professional preparation they provide. In addition to the challenging course work and hands-on research, numerous programs offer academic and service outreach opportunities. Study abroad centers, distance-learning courses and worldwide performing arts tours are a few of the offerings that enrich BYU's academic experience.

BYU is in Provo, Utah, a city of approximately 115,000 located 45 miles south of Salt Lake City and 4,560 feet above sea level at the western base of the Wasatch Mountains. Provo sits in the Utah Valley, which offers a beautiful setting with 23-mile-long Utah Lake on the west and 11,750-foot Mount Timpanogos on the east. The university's approximately 560-acre main campus includes about 300 buildings. Of its buildings, 80 are for academic programs, 64 for administrative and auxiliary services and 150 for student housing.



MARRIOTT CENTER



TOP 20 IN THE NATION IN ATTENDANCE

BYU's 18,987-seat basketball arena is truly a hoop heaven. There is no place quite like it in college basketball. Over the past 48 years, the Marriott Center has been home to the thrills and cheers of BYU basketball. With a history full of game-winning shots, conference championships and some of the nation's top attendance marks, the Marriott Center's 18,987 seats have allowed BYU fans to see plenty of excitement since the facility's opening game on Dec. 3, 1971.

The Marriott Center is named for successful Utah businessman J. Willard Marriott and is one of the largest on-campus arenas in the country. The building covers three acres and encloses eight million cubic feet.

The BYU men's basketball team has a .792 winning percentage in the Marriott Center over its 48 years. The Cougars have gone 247-38 in the Marriott Center over the past 20 seasons, boasting the nation's longest home victory streaks from 2000 to

2003 (44 games) and from 2005 to 2008 (a program-record 53 games).

Some great games have been played in the Marriott Center, including Danny Ainge and company's 19-point shellacking of No. 7 Utah in 1981 before the Cougars' run to the Elite Eight in the NCAA Tournament. In 2002, BYU put on an incredible run to erase a 21-point second-half deficit and defeat Utah 63-61, helping preserve a perfect 16-0 home record. The Cougars played their 500th game in the Marriott Center on Feb. 22, 2006, against league-leader San Diego State, putting together a thrilling 59-point second-half performance on the way to a 100-90 win.

In 2010 – with BYU donning pink-trimmed uniforms and pink shoes to raise awareness in the battle against cancer – Jimmer Fredette put on a show in front of a sellout crowd, scoring 36 points in an 82-69 victory over Utah. Fredette's 36 points are the most scored by a Cougar against the

utes at home in the history of the rivalry. In 2011, No. 9 BYU defeated No. 4 San Diego State behind Jimmer Fredette's heroic 43-point effort.

BYU has ranked in the top 25 nationally in paid attendance every year but five since the Marriott Center opened. The Cougars have led the nation in three seasons, finished second four times and been among the top-five attendance leaders 19 times over the past 48 years. In 2010-11, BYU finished sixth in the nation in attendance and posted eight sellouts.

In 1972, 1977, 1979 and 1982, BYU hosted NCAA Regionals. The 1988 Western Athletic Conference Tournament was also held in the Marriott Center. In addition to the fans it draws for basketball, capacity crowds have filled the arena for devotionals, commencement exercises, concerts and pageants.

MARRIOTT CENTER



MARRIOTT CENTER YEARLY ATTENDANCE


Year	Games	Record	Total	Average	Rank
2018-19	16	13-3	191,322	11,958	29
2017-18	16	13-3	227,692	14,231	18
2016-17	18	14-4/0-4*	260,569	14,476	14
2015-16	18	16-2/0-2*	264,588	14,699	14
2014-15	16	13-3	258,002	16,125	9
2013-14	15	14-1	238,131	15,875	11
2012-13	18	15-3	287,750	15,986	13
2011-12	16	13-3	246,777	15,424	12
2010-11	14	13-1	261,989	18,714	6
2009-10	16	15-1	224,460	14,029	17
2008-09	16	14-2	214,134	13,383	24
2007-08	16	16-0	216,295	13,518	21
2006-07	17	17-0	205,243	12,073	30
2005-06	15	14-1	166,037	11,069	30
2004-05	14	6-8	148,860	10,633	34
2003-04	13	13-0	198,906	15,300	11
2002-03	14	13-1	202,556	14,468	17
2001-02	16	16-0	213,952	13,372	21
2000-01	15	15-0	235,575	15,705	11
1999-00	16	14-2	247,120	15,445	13
1998-99	14	9-5	194,810	13,915	20
1997-98	14	4-10	170,901	12,207	26
1996-97	14	1-13	236,523	16,895	7
1995-96	15	11-4	269,730	17,961	6
1994-95	14	14-0	263,730	18,838	5
1993-94	16	14-2	301,995	18,875	6
1992-93	14	13-1	286,596	20,471	3
1991-92	15	14-1	264,869	17,658	5
1990-91	16	10-6	279,660	17,479	6
1989-90	15	15-0	286,779	19,119	5
1988-89	15	10-5	272,235	18,149	6
1987-88	18	16-2	363,602	20,200	5
1986-87	14	10-4	265,140	18,939	4
1985-86	16	12-4	265,158	16,572	5
1984-85	14	9-5	213,628	15,259	7
1983-84	15	14-1	321,714	21,448	3
1982-83	15	9-6	304,137	20,276	3
1981-82	16	11-5	339,586	21,224	2
1980-81	13	13-0	292,580	22,505	2
1979-80	14	12-2	300,713	21,479	2
1978-79	14	14-0	277,020	19,787	2
1977-78	13	9-4	223,216	17,171	3
1976-77	12	6-6	174,588	14,632	4
1975-76	12	7-5	168,136	14,011	3
1974-75	15	9-6	185,940	12,396	9
1973-74	10	6-4	162,510	16,251	1
1972-73	14	11-3	263,523	18,283	1
1971-72	12	12-0	261,815	21,818	1
Totals	714	572-142	11,720,792	16,416	
			542-142*		

*On-The-Court Record/Official Adjusted Record Due to Games Vacated by the NCAA

AMONG THE BEST IN THE NATION

BYU has consistently ranked among the national attendance leaders, averaging 16,416 fans per game in the 48-year history of the Marriott Center. The Cougars averaged 18,714 fans in 2010-11 to rank sixth nationally, including eight sellouts. BYU outdrew the regular season conference champions of 30 of the nation's 31 conferences as well as every program in the Big Ten, the Big 12 and Pac-12 and all but one ACC school, all but two SEC teams and all but two Big East teams. Since 2009-10, BYU has consistently ranked among the top 30 nationally and top two in the West in attendance.

MARRIOTT CENTER



TOP UTAH ARENAS (CAPACITY)

1. Utah Jazz, Vivint Smart Home Arena, 19,911
2. BYU, Marriott Center, 18,987
3. Utah, Jon M. Huntsman Center, 15,000
4. The Maverick Center, 12,500
5. Weber State, Dee Events Center, 11,500
6. Utah State, Dee Glen Smith Spectrum, 10,270
7. Utah Valley, UCCU Center, 8,500
8. Southern Utah, Centrum Arena, 5,300
9. Dixie College, Burns Arena, 4,779

MARRIOTT CENTER TOP CROWDS

Attendance	Opponent	Date	BYU	Opp
23,106	Utah	Mar. 7, 1981	95	76
23,096	Wake Forest	Jan. 3, 2009	87	94
23,084	Utah	Jan. 12, 1980	89	72
23,042	Illinois	Nov. 30, 1979	76	86
23,037	Utah State	Dec. 27, 1980	104	89
23,025	Air Force	Jan. 18, 1992	66	45
23,023	UCLA	Nov. 26, 1982	82	85
23,006	Utah	Feb. 17, 1979	76	50
22,998	New Mexico	Feb. 25, 1978	66	71
22,987	Utah	Feb. 3, 1973	89	73
22,985	Colorado State	Feb. 26, 1972	105	85
22,983	Wyoming	Jan. 24, 1981	84	70
22,977	La Salle	Dec. 29, 1987	95	82
22,953	Colorado State	Feb. 24, 1979	66	61
22,937	UTEP	Feb. 5, 1972	57	53
22,936	Utah	Mar. 5, 1983	62	64
22,929	Utah	Jan. 15, 1982	74	51
22,918	Utah State	Jan. 7, 1978	85	84
22,893	Utah State	Jan. 22, 1972	101	82
22,891	San Diego State	Feb. 3, 1979	88	80
22,889	UNLV	Dec. 5, 1981	63	66
22,812	Utah	Mar. 3, 2007	85	62
22,718	Utah	Mar. 1, 2004	70	57
22,702	Colorado State	Mar. 8, 2003	67	55
22,700	Air Force	Jan. 27, 2007	61	52
22,700	Air Force	March 7, 2009	54	49
22,700	Fresno State	Nov. 21, 2010	83	56
22,700	Air Force	Jan. 8, 2011	76	66
22,700	San Diego State	Jan. 26, 2011	71	58
22,700	UNLV	Feb. 5, 2011	78	64
22,700	Utah	Feb. 12, 2011	72	59
22,700	Colorado State	Feb. 23, 2011	84	76
22,700	New Mexico	Mar. 2, 2011	64	82
22,700	Wyoming	Mar. 5, 2011	102	78
22,700	Baylor	Dec. 17, 2011	83	86
22,700	Saint Mary's	Jan. 28, 2012	66	80
22,700	Portland	Feb. 25, 2012	76	66

The Marriott Center covers three acres and encloses eight million cubic feet. The roof, which is the size of two football fields placed side-by-side, is 10 stories high and is held together by 50,000 bolts. The four-million pound roof was constructed first at ground level, then raised 38 feet. There are seven locker rooms, a President's room, two reception rooms, press and interview rooms, team rooms and a training room.

During the summer of 2012, the lower-bowl bench seating on the north side of the arena was replaced with prime chair seating and a new sound system was installed in the arena. The men's and women's basketball locker rooms were also renovated.

In 2015, the rest of the lower-bowl seating was replaced with prime chair seating and a new, state-of-the-art scoreboard was installed. Ground was also broken for the Marriott Center Annex (completed and dedicated in 2017), a practice facility for the men's and women's programs.

Improvements to the exterior and interior took place in 2007, including glass exterior walls and new lighting. In 2006 the original suspended floor, installed in 1971, was replaced with a Connor Uniforce floor and seismic upgrades took place. Fittingly, the last game played on the original floor featured the jersey retirement of Cougar great Kresimir Cosic, who played in BYU's first game in the Marriott Center. An additional floor upgrade was installed in 2007.

MARRIOTT CENTER ANNEX

In February 2015, BYU announced plans to construct the Marriott Center Annex. With BYU president Kevin J Worthen, director of athletics Tom Holmoe, then-head coach Dave Rose and donors to the facility on hand, ground was broken on the facility on Nov. 30, 2015.

BYU began practicing in the Marriott Center Annex in October 2016 and the building was completed in December 2016. It was officially dedicated on Feb. 7, 2017.

The 38,000-square foot Marriott Center Annex features a replica of the Marriott Center floor with additional shooting areas on both ends of the court. The facility also includes a strength and conditioning center; a training room with Cryosauna and hydrotherapy; office suites; meeting rooms; along with team lounge and study areas. The Annex connects to the east end of the Marriott Center, adjacent to the BYU Broadcasting Building.

The main entrance of the Annex features the Rex and Ruth Maughan Hall of Honor, showcasing the history and tradition of BYU basketball with various pieces of memorabilia and digital displays. The Marriott Center Annex was funded entirely through generous private donations and includes funding for future maintenance of the facility.



The Marriott Center Annex



The Rex and Ruth Maughan Hall of Honor

MARRIOTT CENTER ANNEX



Second floor of the Marriott Center Annex



The Marriott Center Annex practice floor



The Marriott Center Annex weight room

MARRIOTT CENTER ANNEX



Team lounge in the Marriott Center Annex



The Marriott Center Annex training room



The first practice in the Annex, October 26, 2016



Shovels from the Marriott Center Annex groundbreaking

OPPONENT INFORMATION



ALL-TIME SERIES RECORDS

OPPONENT	G	W	L	FIRST-LAST	LAST	OPPONENT	G	W	L	FIRST-LAST	LAST
Adams State*	1	1/0*	0	2015	W	Elon College	1	1	0	2000	W
Air Force	66	54	12	1961-2011	W	Florida	3	2	1	1959-2011	L
Alabama	2	0	2	1957-17	L	Florida International	2	2	0	1999-2000	W
Alabama A&M	1	1	0	2018	W	Florida State	2	1	1	1972-2012	L
Alabama-Birmingham*	4	3/2*	1	1984-2016	W	Fordham	2	2	0	1983-1985	W
Alaska	1	1	0	1980	W	Fort Lewis	1	1	0	2001	W
Arizona	38	19	19	1951-2011	W	Fresno Pacific	1	1	0	2011	W
Arizona State	49	27	22	1946-2010	W	Fresno State	18	13	5	1935-2011	W
Arkansas	1	1	0	1947	W	Georgetown	1	0	1	1984	L
Arkansas-Little Rock	1	1	0	2014	W	Georgia	3	2	1	1969-1997	L
Army	2	2	0	1965-1973	W	Georgia State	1	1	0	2012	W
Auburn	1	0	1	1998	L	Georgia Tech	1	0	1	1978	L
Baylor	10	5	5	1949-2013	L	Gila College	2	2	0	1931	W
Belmont*	1	1/0*	0	2015	W	Gonzaga*	23	6/4*	17	1949-2019	L
Beloit	1	0	1	1949	L	Hamline	1	0	1	1951	L
Boise State	13	9	4	1976-2009	L	Hartford	1	1	0	2008	W
Bowling Green	4	3	1	1949-1984	W	Harvard	2	1	1	1978-2015	L
Bradley	4	3	1	1953-2010	W	Hastings	2	2	0	1935-1938	W
BYU-Hawaii	1	1	1	2011	W	Hawaii	46	33	13	1971-2014	W
Brown	1	1	0	1988	W	Hofstra	2	2	0	1983-1984	W
Buffalo	2	2	0	2010-2011	W	Houston	7	2	5	1965-2018	L
Butler	1	0	1	1930	L	Idaho	5	3	2	1938-2001	W
California	11	4	7	1952-2005	L	Idaho State*	39	33/32*	6	1930-2017	W
Cal-Davis	2	2	0	1936	W	Illinois	6	2	4	1965-2016	L
Cal Poly	1	1	0	2009	W	Illinois State	2	1	1	2017-2018	L
Cal Poly Pomona	1	1	0	1981	W	Illinois Wesleyan	1	1	0	1930	W
Cal State Bakersfield*	1	1/0*	0	2016	W	Indiana	2	0	2	1972-1973	L
Cal State Fullerton	6	3	3	1972-1996	L	Indiana State	3	2	1	1947-1951	W
Cal State Los Angeles	2	2	0	1952	W	Iona	1	1	0	2012	W
Cal State Northridge	5	5	0	1992-2012	W	Iowa	2	0	2	1983-1986	L
Cal State Riverside	1	1	0	1999	W	Iowa State	6	0	6	1931-2013	L
Cal State Sacramento	1	1	0	1993	W	Jackson State	1	1	0	2007	W
Cal State San Marcos	1	1	0	2011	W	James Madison	2	2	0	1990-1992	W
Canisius	3	3	0	1942-1946	W	John Carroll	1	1	0	1930	W
Carbon College	2	2	0	1922-1943	W	Kansas	4	1	3	1959-1993	L
Central Connecticut State	1	1	0	1987	W	Kansas State	7	3	4	1950-2010	L
Central Michigan*	1	1/0*	0	2015	W	Kent State	1	1	0	1960	L
Chaminade	2	2	0	2005-2014	W	Kentucky	3	0	3	1951-1984	L
Chicago	1	1	0	1930	W	La Salle	9	3	6	1948-1992	L
Chicago State	2	2	0	1987-2011	W	Lamar	3	2	1	2006-2008	W
Cincinnati	3	2	1	1930-2001	W	LaVerne	1	1	0	1936	W
Citadel	1	0	1	1960	L	Liberty	1	1	0	2007	W
Clemson	2	0	2	1980-1990	L	Long Beach State	11	6	5	1972-2015	L
Coastal Carolina*	1	1/0*	0	2016	W	Long Island	3	0	3	1942-1947	L
Colorado*	24	7/6*	17	1937-2016	W	Longwood	1	1	0	2011	W
Colorado College	11	5	6	1923-1936	W	Louisiana State	2	1	1	1960-1992	L
Colorado Mesa	1	1	0	2013	W	Louisiana Tech	2	2	0	1998	W
Colorado State College	9	8	1	1923-1938	W	Louisville	4	2	2	1960-2008	W
Colorado State	136	90	46	1938-2011	W	Loyola (Ill.)	6	1	5	1931-1968	L
Connecticut	1	0	1	2003	L	Loyola Marymount*	21	16/11*	5	1937-2019	W
Coppin State*	1	1/0*	0	2016	W	Loyola (N. Orleans)	2	1	1	1957-1959	L
Cornell	2	1	1	1965-1969	L	McNeese State	2	2	0	1977-1992	W
Creighton*	10	7/6*	3	1931-2016	W	Manhattan	3	2	1	1945-1955	L
Culver Stockton	1	1	0	1949	W	Marshall	2	1	1	1948-1951	W
Dartmouth	1	0	1	1958	L	Marquette	5	2	3	1930-2012	L
Davidson	2	2	0	1974-1976	W	Memphis (formerly State)	4	1	3	1960-2002	L
Dayton	2	2	0	1950-1959	W	Mercer	1	1	0	2013	W
Delta State	1	1	0	1947	W	Miami (Fla.)	4	2	2	1960-1989	L
Denver	70	53	17	1933-1999	W	Michigan	4	2	2	1954-1991	L
DePaul	1	0	1	1964	W	Michigan State	9	4	5	1956-2008	L
Detroit	1	1	0	1955	W	Minnesota	1	0	1	1994	L
Dixie College	7	7	0	1927-1935	W	Mississippi State	3	1	2	1994-2018	L
Drake	1	1	0	1935	W	Mississippi Valley State*	3	3/2*	0	2011-2017	W
Duke	2	1	1	1952-1992	L	Montana	30	21	9	1938-2012	W
Duquesne	2	0	2	1947-1954	L	Montana State	12	11	1	1939-1987	W
Eastern Kentucky	4	3	1	1950-2014	W	Montana State Billings	1	1	0	2005	W
Eastern New Mexico	2	2	0	2010-2012	W	Montana State College	57	28	29	1925-1941	W
Eastern Washington	3	3	0	1989-2010	W	Montana Mines	2	2	0	1928	W
East Tennessee State	1	0	1	1990	L	Morgan State	1	1	0	1996	W

ALL-TIME SERIES RECORDS

OPPONENT	G	W	L	FIRST-LAST	LAST	OPPONENT	G	W	L	FIRST-LAST	LAST
Mount St. Mary's	1	1	0	2013	W	South Alabama	2	1	1	2000	W
Muhlenberg	1	1	0	1948	W	South Carolina	2	1	1	1990-1993	W
Murray State	3	2	1	1953-1955	W	South Carolina State	1	1	0	1999	W
Nebraska	5	4	1	1930-2010	W	South Florida	1	1	0	2011	W
Nevada	20	13	7	1929-2018	L	Southeastern College	1	1	0	1925	W
New Mexico*	132	77/76*	55	1950-2015	W	Southern	1	1	0	2009	W
New Mexico State	11	3	8	1960-1976	L	Southern California	10	3	7	1933-2016	L
New Orleans	1	0	1	1987	L	Southern Idaho	13	10	3	1937-1946	W
New York (CCNY)	3	0	3	1947-1950	L	Southern Illinois	1	1	0	2000	W
New York University	1	1	0	1965	W	Southern Methodist	4	2	2	1986-1997	L
Niagara	8	6	2	1947-2017	W	Southern Miss	1	1	0	2013	W
Nicholls State	1	1	0	1993	W	Southern Utah	11	11	0	1992-2007	W
Northeastern	1	1	0	1988	W	Southern Virginia	1	1	0	2014	W
Northwestern	2	1	1	1945-1989	W	Southwest Missouri	2	1	1	1985-1987	L
Northwestern State	3	2	1	1948-2018	W	Stanford	9	6	3	1969-2018	L
North Carolina	5	0	5	1976-2008	L	Stetson	1	0	1	1990	L
UNC-Charlotte	2	2	0	1988	W	Syracuse	5	0	5	1947-2004	L
North Carolina State	4	0	4	1952-2005	L	TCU	22	19	3	1953-2011	W
North Dakota	3	2	1	1928	W	Tennessee	2	0	2	1957-1980	L
North Texas	3	3	0	1980-2013	W	Tennessee State	1	1	1	2012	W
Northern Arizona	3	2	1	1946-2012	W	Tennessee Tech	1	1	0	1992	W
Northern Iowa*	1	1/0*	0	2015	W	Temple	3	2	1	1942-1966	W
Northern Kentucky	1	1	0	2006	W	Texas	6	4	2	1967-2013	W
Northeast Louisiana	2	2	0	1975-1994	W	Texas-Arlington	1	1	0	1988	W
N.W. Oklahoma State	1	1	0	1948	W	Texas A&M	1	1	0	1972	W
Notre Dame	8	3	5	1956-2012	L	Texas A&M Corpus Christi	1	1	0	2001	W
Occidental	1	1	0	1929	W	Texas Southern	2	2	0	1999-2017	W
Ohio State	7	3	4	1956-1998	W	UTEP	66	41	25	1966-2010	W
Oklahoma	4	2	2	1960-1992	W	UC Irvine	4	3	1	1986-2002	W
Oklahoma Baptist	1	1	0	1993	W	UC Santa Barbara	6	5	1	1979-2011	W
Oklahoma City	6	0	6	1955-1976	L	UT Arlington*	2	0	2/1*	2017	L
Oklahoma State	7	4	3	1961-2004	W	UTSA	1	1	1	2012	W
Old Dominion	1	1	0	1976	W	Texas Tech	4	3	1	1967-1996	L
Ole Miss	1	0	1	2015	L	Toledo	4	3	1	1949-2002	W
Omaha	1	1	0	1943	W	Tulane	1	1	0	1995	W
Oral Roberts	6	6	0	1978-2018	W	Tulsa	12	8	4	1979-2008	W
Oregon	23	9	14	1954-2014	L	UCLA	23	11	12	1929-2010	L
Oregon State	15	4	11	1927-1992	L	UMass	3	2	1	2014-17	W
Pacific*	18	12/9*	6	1961-2019	W	UNLV	35	16	19	1981-2018	L
Penn State	4	1	3	1979-1998	L	Utah	259	131	128	1909-2018	W
Pepperdine*	23	14/12*	9	1944-2019	W	Utah State*	235	143/141*	92	1905-2018	W
Phillips	2	1	1	1928	L	Utah Valley*	5	4/3*	1	2005-2018	W
Pittsburgh	1	1	0	1986	W	Valparaiso*	4	1	3/2*	1945-2016	L
Portland*	22	20/17*	2	1957-2019	W	Vanderbilt	1	0	1	1957	L
Portland State	2	2	0	1978-2018	W	Vermont	1	1	0	2010	W
Prairie View A&M	2	2	0	2013	W	Villanova	3	1	2	1951-1984	L
Princeton*	6	6/5*	0	1981-2017	W	Virginia	4	1	3	1981-1998	L
Providence	2	2	0	1962-1983	W	Virginia Commonwealth	1	1	0	1983	W
Purdue	2	1	1	1978-2014	L	Virginia Tech*	4	4/3*	0	1967-2016	W
Regis	3	3	0	1949-1951	W	Wake Forest	5	1	4	1952-2009	L
Rhode Island	3	1	2	1975-1978	L	Washington	19	9	10	1950-2013	W
Rice	8	6	2	1963-2018	W	Washington State	10	5	5	1946-2006	W
Ricks College	2	2	0	1927-1940	W	Weber College	7	6	1	1938-1943	W
Rutgers	1	0	1	1990	L	Weber State*	44	33/32*	11	1973-2018	L
Saint Francis	2	1	1	1953-1969	W	West Virginia	2	1	1	1947-1973	W
St. Bonaventure	3	3	0	1965-2002	W	Western Carolina	1	1	0	1981	W
St. John's	8	1	7	1951-1991	L	Western State	11	10	1	1924-1937	W
St. Joseph's	8	4	4	1962-1983	L	Western Kentucky	3	0	3	1946-1955	L
Saint Louis*	5	4/3*	1	1930-2016	W	Western Oregon	3	3	0	1946-2009	W
Saint Mary's (Calif.)*	28	14/13*	14	1956-2019	W	Western Washington	1	1	0	1993	W
San Diego*	21	16/13*	6	2001-2019	L	Wichita State	8	1	7	1962-2013	L
San Diego State	73	48	25	1941-2018	L	Wisconsin	2	0	2	1931-2011	L
San Francisco*	27	19/15*	8	1946-2019	L	Wisconsin-Milwaukee	1	1	0	1972	W
San Jose State	9	8	1	1948-2007	W	Wittenberg	1	0	1	1930	L
Santa Clara*	37	31/27*	6	1951-2019	W	Wofford	2	2	0	1998-2011	W
Seattle	7	5	2	1963-1976	W	Wyoming	174	105	69	1929-2011	W
Seton Hall	3	2	1	1950-2007	W	Xavier	3	2	1	1964-2007	L
Siena	1	1	0	1989	W	Yale	1	1	0	1984	W
Snow College	4	4	0	1929-1946	W						

*On-The-Court Record/Official Adjusted Record Due to Games Vacated by the NCAA

OPPONENT INFORMATION

BOISE STATE

Location	Boise, Idaho
Enrollment	24,154
Nickname	Broncos
Conference	Mountain West
Home Arena	ExtraMile Arena
Capacity	12,480
2018-19 Overall Record	13-20
2018-19 Conference Record	7-11
2019 Postseason	None
Head Coach	Leon Rice
Alma Mater (Year)	Washington State (1986)
Basketball Contact	Joe Nickell
Office Phone	208-426-3868
Email	joenickell@boisestate.edu
Website	broncosports.com
Twitter	@BroncoSports

CAL STATE FULLERTON

Location	Fullerton, California
Enrollment	38,325
Nickname	Titans
Conference	Big West
Home Arena	Titan Gym
Capacity	4,000
2018-19 Overall Record	16-18
2018-19 Conference Record	10-6
2019 Postseason	CollegelInsider.com
Head Coach	Dedrique Taylor
Alma Mater (Year)	UC Davis (1997)
Basketball Contact	Sean Collins
Office Phone	657-278-7547
Email	secollins@fullerton.edu
Website	fullertontitans.com
Twitter	@Redbird_MBB

CHAMINADE

Location	Honolulu, Hawaii
Enrollment	2,288
Nickname	Silverswords
Conference	Pacific West
Home Arena	McCabe Gymnasium
Capacity	2,000
2018-19 Overall Record	23-8
2018-19 Conference Record	16-6
2018 Postseason	NCAA DII West Regional
Head Coach	Eric Bovaird
Alma Mater (Year)	West Liberty (1997)
Basketball Contact	Kevin Hashiro
Office Phone	801-739-8579
Email	kevin.hashiro@chaminade.edu
Website	GoSwords.com
Twitter	@GoSwords

GONZAGA

Location	Spokane, Washington
Enrollment	7,501
Nickname	Bulldogs
Conference	WCC
Home Arena	McCarthy Athletic Center
Capacity	6,000
2018-19 Overall Record	33-4
2018-19 Conference Record	16-0
2019 Postseason	NCAA
Head Coach	Mark Few
Alma Mater (Year)	Oregon (1987)
Basketball Contact	Barrett Henderson
Office Phone	509-313-4288
Email	hendersonb@gonzaga.edu
Website	gozags.com
Twitter	@ZagMBB

HOUSTON

Location	Houston, Texas
Enrollment	45,000
Nickname	Cougars
Conference	American
Home Arena	Hofheinz Pavilion
Capacity	8,479
2018-19 Overall Record	33-4
2018-19 Conference Record	16-2
2019 Postseason	NCAA
Head Coach	Kelvin Sampson
Alma Mater (Year)	UNC Pembroke (1978)
Basketball Contact	Jeff Conrad
Office Phone	713-743-9404
Email	jaconrad@central.uh.edu
Website	uhcougars.com
Twitter	@UHCougarMBK

KANSAS

Location	Lawrence, Kansas
Enrollment	28,447
Nickname	Jayhawks
Conference	Big 12
Home Arena	Allen Fieldhouse
Capacity	16,300
2018-19 Overall Record	26-10
2018-19 Conference Record	12-6
2019 Postseason	NCAA
Head Coach	Bill Self
Alma Mater (Year)	Oklahoma State (1985)
Basketball Contact	Chris Theisen
Office Phone	785-864-3474
Email	theisen@ku.edu
Website	kuathletics.com
Twitter	@KUHoops

LOYOLA MARYMOUNT

Location	Los Angeles, California
Enrollment	9,484
Nickname	Lions
Conference	WCC
Home Arena	Gersten Pavilion
Capacity	4,156
2018-19 Overall Record	22-12
2018-19 Conference Record	8-8
2019 Postseason	CBI
Head Coach	Mike Dunlap
Alma Mater (Year)	LMU (1980)
Basketball Contact	Matthew Lerman
Office Phone	310-338-7768
Email	mlerman@lmu.edu
Website	lmulions.com
Twitter	@lmuhoops

MONTANA TECH

Location	Butte, Montana
Enrollment	2,678
Nickname	Orediggers
Conference	Frontier
Home Arena	HPER Complex
Capacity	2,000
2018-19 Overall Record	17-15
2018-19 Conference Record	6-12
2019 Postseason	None
Head Coach	Adam Hiatt
Alma Mater (Year)	Westminster (2004)
Basketball Contact	Nick Bowsher
Office Phone	406-496-4737
Email	NBowsher@mttech.edu
Website	godiggers.com
Twitter	@MTechDiggers

NEVADA

Location	Reno, Nevada
Enrollment	21,353
Nickname	Wolfpack
Conference	Mountain West
Home Arena	Lawlor Events Center
Capacity	11,536
2018-19 Overall Record	29-5
2018-19 Conference Record	15-3
2019 Postseason	NCAA
Head Coach	Steve Alford
Alma Mater (Year)	Indiana (1987)
Basketball Contact	Jack Kuestermeyer
Office Phone	775-682-6984
Email	jkuester@unr.edu
Website	nevadawolfpack.com
Twitter	@Nevadahoops

ORAL ROBERTS

Location	Tulsa, Oklahoma
Enrollment	3,919
Nickname	Golden Eagles
Conference	Summit League
Home Arena	Mabee Center
Capacity	10,575
2018-19 Overall Record	11-21
2018-19 Conference Record	7-9
2019 Postseason	None
Head Coach	Paul Mills
Alma Mater (Year)	Texas A&M (1996)
Basketball Contact	Scott Slarks
Office Phone	918-495-6646
Email	sslarks@oru.edu
Website	oruathletics.com
Twitter	@ORUathletics

PACIFIC

Location	Stockton, California
Enrollment	6,268
Nickname	Tigers
Conference	WCC
Home Arena	Alex G. Spanos Center
Capacity	6,150
2018-19 Overall Record	14-18
2018-19 Conference Record	4-12
2019 Postseason	None
Head Coach	Damon Stoudamire
Alma Mater (Year)	Arizona (2008)
Basketball Contact	Rebecca Scharmann
Office Phone	209-946-2730
Email	rscharmann@pacific.edu
Website	pacificigers.com
Twitter	@PacificMensBB

PEPPERDINE

Location	Malibu, California
Enrollment	8,000
Nickname	Waves
Conference	WCC
Home Arena	Firestone Fieldhouse
Capacity	3,104
2018-19 Overall Record	16-18
2018-19 Conference Record	6-10
2019 Postseason	None
Head Coach	Lorenzo Romar
Alma Mater (Year)	Cincinnati (1992)
Basketball Contact	Roger Horne
Office Phone	310-506-4455
Email	roger.horne@pepperdine.edu
Website	pepperdinewaves.com
Twitter	@PeppBasketball

OPPONENT INFORMATION

PORTLAND

Location	Portland, Oregon
Enrollment	4,164
Nickname	Pilots
Conference	WCC
Home Arena	Chiles Center
Capacity	4,852
2018-19 Overall Record	7-25
2018-19 Conference Record	0-16
2019 Postseason	None
Head Coach	Terry Porter
Alma Mater (Year)	Wisconsin-Stevens Point (1993)
Basketball Contact	Jason Brough
Office Phone	503-943-8439
Email	brough@up.edu
Website	portlandpilots.com
Twitter	@PilotHoops

SAINT MARY'S

Location	Moraga, California
Enrollment	3,908
Nickname	Gaels
Conference	WCC
Home Arena	McKeon Pavilion
Capacity	3,500
2018-19 Overall Record	22-12
2018-19 Conference Record	11-5
2019 Postseason	NIIT
Head Coach	Randy Bennett
Alma Mater (Year)	UC San Diego (1986)
Basketball Contact	Trey Hannula
Office Phone	925-631-8722
Email	gwh1@stmarys-ca.edu
Website	smcgaels.com
Twitter	@smcgaels

SAN DIEGO

Location	San Diego, California
Enrollment	8,508
Nickname	Toreros
Conference	WCC
Home Arena	Jenny Craig Pavilion
Capacity	5,100
2018-19 Overall Record	21-15
2018-19 Conference Record	7-9
2019 Postseason	NIIT
Head Coach	Sam Scholl
Alma Mater (Year)	San Diego (2001)
Basketball Contact	Chris Kutz
Office Phone	619-260-7930
Email	ckutz@sandiego.edu
Website	usdtoreros.com
Twitter	@USDmbb

SAN DIEGO STATE

Location	San Diego, California
Enrollment	33,726
Nickname	Aztecs
Conference	Mountain West
Home Arena	Viejas Arena
Capacity	12,414
2018-19 Overall Record	21-13
2018-19 Conference Record	11-7
2019 Postseason	None
Head Coach	Brian Dutcher
Alma Mater (Year)	Minnesota (1982)
Basketball Contact	Richard Stern
Office Phone	619-594-5548
Email	rstern@sdsu.edu
Website	goaztecs.com
Twitter	@Aztec_MBB

SAN FRANCISCO

Location	San Francisco, California
Enrollment	10,000
Nickname	Dons
Conference	WCC
Home Arena	War Memorial at The Sobrato Center
Capacity	4,200
2018-19 Overall Record	21-10
2018-19 Conference Record	9-7
2019 Postseason	None
Head Coach	Todd Golden
Alma Mater (Year)	Saint Mary's (2008)
Basketball Contact	Matt Fontenot
Office Phone	415-422-6161
Email	mfontenot@usfca.edu
Website	usfdons.com
Twitter	@USFDonsMBB

SANTA CLARA

Location	Santa Clara, California
Enrollment	9,000
Nickname	Broncos
Conference	WCC
Home Arena	Leavey Center
Capacity	4,700
2018-19 Overall Record	16-15
2018-19 Conference Record	8-8
2019 Postseason	None
Head Coach	Herb Sendek
Alma Mater (Year)	Carnegie Mellon (1985)
Basketball Contact	Shawn Nestor
Office Phone	408-554-2114
Email	snestor@scu.edu
Website	santaclarabroncos.com
Twitter	@SCUBroncos

SOUTHERN UTAH

Location	Cedar City, Utah
Enrollment	10,296
Nickname	Thunderbirds
Conference	Big Sky
Home Arena	America First Event Center
Capacity	5,000
2018-19 Overall Record	17-17
2018-19 Conference Record	9-11
2019 Postseason	None
Head Coach	Todd Simon
Alma Mater (Year)	Central Michigan (2003)
Basketball Contact	Bryson Lester
Office Phone	801-860-8653
Email	brysonlester@suu.edu
Website	suutbirds.com
Twitter	@SUUBasketball

UCLA

Location	Los Angeles, California
Enrollment	44,947
Nickname	Bruins
Conference	Pac-12
Home Arena	Pauley Pavilion
Capacity	13,800
2018-19 Overall Record	17-16
2018-19 Conference Record	9-9
2019 Postseason	None
Head Coach	Mick Cronin
Alma Mater (Year)	Cincinnati (1997)
Basketball Contact	Alex Timiraos
Office Phone	310-206-7870
Email	atimiraos@athletics.ucla.edu
Website	uclabruins.com
Twitter	@UCLAMBB

UNLV

Location	Las Vegas, Nevada
Enrollment	29,700
Nickname	utes
Conference	Mountain West
Home Arena	Thomas & Mack Center
Capacity	18,500
2018-19 Overall Record	17-14
2018-19 Conference Record	11-7
2019 Postseason	None
Head Coach	T.J. Otzelberger
Alma Mater (Year)	UW-Whitewater (2001)
Basketball Contact	Andy Grossman
Office Phone	702-895-3995
Email	andy.grossman@unlv.edu
Website	unlvrebels.com
Twitter	@TheRunninRebels

UTAH

Location	Salt Lake City, Utah
Enrollment	31,515
Nickname	utes
Conference	Pac-12
Home Arena	Jon M. Huntsman Center
Capacity	15,000
2018-19 Overall Record	17-14
2018-19 Conference Record	11-7
2019 Postseason	None
Head Coach	Larry Krystkowiak
Alma Mater (Year)	Montana (1996)
Basketball Contact	Paul Kirk
Office Phone	801-581-3511
Email	PKirk@huntsman.utah.edu
Website	utahutes.com
Twitter	@runnin_utes

UTAH STATE

Location	Logan, Utah
Enrollment	28,118
Nickname	Aggies
Conference	Mountain West
Home Arena	Dee Glen Smith Spectrum
Capacity	10,270
2018-19 Overall Record	28-7
2018-19 Conference Record	15-3
2019 Postseason	NCAA
Head Coach	Craig Smith
Alma Mater (Year)	North Dakota (1996)
Basketball Contact	Kyle Cottam
Office Phone	435-797-2066
Email	kyle.cottam@usu.edu
Website	utahstateaggies.com
Twitter	@AggieHoops

WEBER STATE

Location	Ogden, Utah
Enrollment	27,949
Nickname	Wildcats
Conference	Big Sky
Home Arena	Dee Events Center
Capacity	11,500
2018-19 Overall Record	18-15
2018-19 Conference Record	11-5
2019 Postseason	None
Head Coach	Randy Rahe
Alma Mater (Year)	Buena Vista (1982)
Basketball Contact	Paul Grua
Office Phone	801-626-7414
Email	pgrua@weber.edu
Website	weberstatesports.com
Twitter	@WeberStateMBB

SERIES VS. 2019-20 OPPONENTS



BOISE STATE

Overall Series Record: BYU leads 9-4

BYU Record in Provo: 6-1

BYU Record at Boise State: 2-3

BYU Record at Neutral Sites: 1-0

12/01/76	W	76-75	Provo
12/18/82	W	68-67	Boise, Idaho
12/23/83	W	66-54	Provo
11/25/95	W	86-71	Provo
12/13/96	L	58-65	Provo
12/06/97	L	67-83	Boise, Idaho
12/21/00*	W	83-67	Laie, Hawaii
12/03/03	W	75-69	Boise, Idaho
12/08/04	W	90-77	Provo
12/07/05	W	80-77	Provo
11/29/06	L	68-72	Boise, Idaho
12/29/07	L	70-73	Boise, Idaho
12/10/08	W	94-56	Provo

*Yahoo! Sport Invitational



CAL STATE FULLERTON

Overall Series Record: Series tied 3-3

BYU Record in Provo: 2-3

BYU Record at Cal State Fullerton: 1-0

BYU Record at Neutral Sites: 0-0

12/22/72	W	89-68	Provo
12/10/77	L	75-80	Provo
12/11/79	W	80-64	Provo
11/28/81	W	81-66	Fullerton, Calif.
12/13/86	L	56-59	Provo
11/22/96	L	67-75	Provo



CHAMINADE

Overall Series Record: BYU leads 2-0

BYU Record in Provo: 0-0

BYU Record at Chaminade: 1-0

BYU Record at Neutral Sites: 1-0

11-24-04*	W	77-56	Lahaina, Hawaii
11-25-14*	W	121-86	Lahaina, Hawaii

*Maui Invitational



GONZAGA

Overall Series Record: Gonzaga leads 17-6/17-4

BYU Record in Provo: 2-6

BYU Record at Gonzaga: 3-5/1-5

BYU Record at Neutral Sites: 1-6

12/16/49#	L	41-46	Los Angeles
03/19/11 ^	W	89-67	Denver
02/02/12	W	83-73	Provo
02/23/12	L	63-74	Spokane, Wash.
03/03/12*	L	58-77	Las Vegas
01/24/13	L	63-83	Spokane, Wash.
02/28/13	L	65-70	Provo
01/25/14	L	69-84	Spokane, Wash.
02/20/14	W	73-65	Provo
03/11/14*	L	64-75	Las Vegas

12/27/14	L	80-87	Provo
02/28/15	W	73-70	Spokane, Wash.
03/10/15*	L	75-91	Las Vegas
01/14/16	W+	69-68	Spokane, Wash.
02/27/16	L	68-71	Provo
03/07/16*	L	84-88	Las Vegas
02/02/17	L	75-85	Provo
02/25/17	W+	79-71	Spokane, Wash.
02/03/18	L	60-68	Spokane, Wash.
02/24/18	L	65-79	Provo
03/06/18*	L	54-74	Las Vegas
01/31/19	L	63-93	Provo
02/23/19	L	68-102	Spokane, Wash.

*WCC Championships

#Los Angeles Invitational ^ NCAA

Tournament

+ Wins Vacated by the NCAA Committee on Infractions



HOUSTON

Overall Series Record: Houston leads 5-2

BYU Record in Provo: 1-2

BYU Record at Houston: 0-2

BYU Record at Neutral Sites: 1-1

12/04/65	W	111-82	Provo
12/16/67	L	69-102	Houston
12/14/68*	L	75-98	San Francisco
12/30/78 ^	W	84-77	Bloomington, Minn.
12/14/96	L	69-89	Provo
03/15/06	L	67-77	Houston
11/24/18	L	62-76	Provo

*Cable Car Classic

^ Pillsbury Holiday Classic



KANSAS

Overall Series Record: Kansas leads 3-1

BYU Record in Provo: 1-0

BYU Record at Kansas: 0-0

BYU Record at Neutral Sites: 0-0

12/19/59	L	64-96	Lawrence, Kansas
12/20/60	W	80-70	Provo
12/17/71	L	67-83	Lawrence, Kansas
03/20/93 ^	L	76-90	Chicago

^ NCAA Tournament

02/07/15	W	87-68	Los Angeles
01/21/16	W+	91-80	Los Angeles
01/28/16	W+	87-62	Provo
12/31/16	W+	81-76	Los Angeles
01/28/17	W+	85-77	Provo
03/04/17*	W+	89-81	Las Vegas
01/18/18	W	82-67	Provo
02/01/18	L	69-76	Los Angeles
02/02/19	W	67-49	Provo
02/16/19	W	70-62	Los Angeles

*WCC Tournament



MONTANA TECH

First Meeting



NEVADA

Overall Series Record: BYU leads 13-7

BYU Record in Provo: 5-1

BYU Record at Nevada: 2-6

BYU Record at Neutral Sites: 6-0

01/10/30	W	44-26	Provo
01/11/30	W	46-35	Provo
01/08/37	W	42-38	Reno, Nevada
01/09/37	W	36-24	Reno, Nevada
12/30/37	W	49-45	Provo
01/07/38	L	42-44	Provo
01/02/42	W	65-31	N/A
01/03/42	W	76-44	N/A
12/21/46	L	32-50	Reno, Nevada
01/02/48	L	44-45	Reno, Nevada
01/03/48	L	57-64	Reno, Nevada
01/03/49*	W	59-56	Los Angeles
01/04/49*	W	61-57	Los Angeles
12/19/75	W	85-76	Provo
11/29/77	L	66-100	Reno, Nevada
12/03/94	W	96-80	Provo
11/28/95	L	77-79	Reno, Nevada
12/22/09 ^	W	110-104	Las Vegas
11/25/11#	W	76-55	Chicago
11/06/18	L	70-86	Reno, Nevada

*Los Angeles Invitational

^ Las Vegas Classic

Chicago Invitational Challenge



LOYOLA MARYMOUNT

Overall Series Record: BYU leads 16-5

BYU Record in Provo: 8-2

BYU Record at LMU: 6-3

BYU Record at Neutral Sites: 2-0

12/30/36	L	32-35	Los Angeles
11/18/05	L	71-83	Provo
01/03/08	W	91-62	Provo
01/05/12	W	73-65	Los Angeles
01/19/12	L	68-82	Provo
01/03/13	W	92-51	Provo
03/02/13	W	73-70	Los Angeles
12/28/13	L	76-87	Los Angeles
01/11/14	W	91-68	Provo
03/08/14*	W	85-74	Las Vegas
01/10/15	W	85-72	Provo



ORAL ROBERTS

Overall Series Record: BYU leads 6-0

BYU Record in Provo: 4-0

BYU Record at Oral Roberts: 2-0

BYU Record at Neutral Sites: 0-0

12/23/78	W	120-104	Provo
12/08/79	W	76-75	Tulsa, Okla.
01/21/86	W	67-65	Tulsa, Okla.
12/20/86	W	95-73	Provo
12/29/06	W	72-62	Provo
11/15/18	W	85-65	Provo

SERIES VS. 2019-20 OPPONENTS



PACIFIC

Overall Series Record: BYU leads 12-6/9-6

BYU Record in Provo: 6-2/5-2

BYU Record at Pacific: 5-3/3-3

BYU Record at Neutral Sites: 1-1

12/22/61	W	69-67	Provo
03/20/71#	L	81-84	Salt Lake City
12/04/75	L	66-71	Stockton, Calif.
12/06/75	W	89-62	Stockton, Calif.
12/01/84*	W	72-63	Stanford, Calif.
11/30/96	L	58-80	Provo
01/30/14	W	88-78	Provo
02/13/14	L	82-89	Stockton, Calif.
01/15/15	W	93-80	Stockton, Calif.
02/14/15	W	84-59	Provo
01/02/16	W+	81-67	Stockton, Calif.
02/06/16	L	72-77	Provo
01/07/17	W+	91-62	Provo
01/21/17	W+	62-47	Stockton, Calif.
01/06/18	L	66-67	Stockton, Calif.
01/27/18	W	80-65	Provo
01/03/19	W	90-87	Stockton, Calif.
02/09/19	W	69-59	Provo

#NCAA Tournament

*Stanford Invitational

+ Wins Vacated by the NCAA Committee on Infractions

PORTLAND

Overall Series Record: BYU leads 20-2/17-2

BYU Record in Provo: 11-0/9-0

BYU Record in Portland: 8-2/7-2

BYU Record at Neutral Sites: 1-0

12/14/57	W	63-54	Provo
12/03/58	W	77-72	Portland, Ore.
11/22/06	W	79-50	Provo
12/01/07	W	78-54	Portland, Ore.
12/13/08	W	91-76	Provo
02/04/12	W	79-60	Portland, Ore.
02/25/12	W	76-66	Provo
01/26/13	W	85-67	Portland, Ore.
02/16/13	W	86-72	Provo
01/23/14	L	110-114 (30T)	Portland, Ore.
02/22/14	W	89-72	Provo
12/29/14	W	97-88	Provo
02/26/15	W	82-69	Portland, Ore.
03/09/15*	W	84-70	Las Vegas
01/16/16	L	81-84	Portland, Ore.
02/25/16	W+	99-81	Provo
02/04/17	W+	73-62	Provo
02/23/17	W+	97-78	Portland, Ore.
12/28/17	W	69-45	Provo
02/22/18	W	72-60	Portland, Ore.
01/10/19	W	79-56	Provo
02/07/19	W	83-48	Portland, Ore.

*WCC Tournament

+ Wins Vacated by the NCAA Committee on Infractions

SAN DIEGO

Overall Series Record: BYU leads 16-6/13-6

BYU Record in Provo: 9-0/7-0

BYU Record at San Diego: 5-4/4-4

BYU Record at Neutral Sites: 2-2

11/17/01	W	70-59	San Diego
12/11/02	W	64-49	Provo
12/31/11	W	88-52	Provo
01/16/12	W	82-63	San Diego
03/02/12*	W	73-68	Las Vegas
01/19/13	W	74-57	Provo
02/07/13	L	68-74	San Diego
03/08/13*	L	69-72	Las Vegas
01/04/14	W	87-53	Provo
03/01/14	W	78-70	San Diego
01/24/15	L	74-77	San Diego
02/19/15	W	75-62	Provo
02/18/16	W+	69-67	San Diego
02/20/16	W+	91-33	Provo
01/14/17	L	75-88	San Diego
02/16/17	W+	82-70	Provo
01/20/18	W	74-58	Provo
02/17/18	L	62-75	San Diego
03/03/18*	W	85-79	Las Vegas
02/14/19	W	88-82	San Diego
03/02/19	W	87-73	Provo
03/09/19*	L	57-80	Las Vegas

*WCC Championships

+ Wins Vacated by the NCAA Committee on Infractions



PEPPERDINE

Overall Series Record: BYU leads 14-9/12-9

BYU Record in Provo: 9-2/7-2

BYU Record at Pepperdine: 5-5

BYU Record at Neutral Sites: 0-2

12/29/44	L	51-56	N/A
12/15/49*	L	39-45	Los Angeles
12/14/85 ^	L	73-83	Provo
12/13/97 ^	W	53-52	Provo
01/05/02	L	79-82 (OT)	Malibu, Calif.
01/02/03	W	84-68	Provo
12/15/07	W	86-67	Provo
11/18/08	W	82-53	Malibu, Calif.
01/21/12	W	77-64	Malibu, Calif.
02/11/12	W	86-48	Provo
01/10/13	W	76-51	Provo
01/31/13	W	63-61	Malibu, Calif.
12/30/13	L	74-80	Malibu, Calif.
01/09/14	W	84-72	Provo
01/08/15	L	61-67	Provo
02/05/15	L	74-80	Malibu, Calif.
01/23/16	L	65-71	Malibu, Calif.
01/30/16	W+	88-77	Provo
01/19/17	W+	99-70	Provo
02/09/17	L	83-99	Malibu, Calif.
01/11/18	W	83-63	Provo
02/15/18	W	75-70 (OT)	Malibu, Calif.
01/17/19	W	87-76	Malibu, Calif.

*Los Angeles Invitational ^ Cougar Classic

+ Wins Vacated by the NCAA Committee on Infractions



SAINT MARY'S

Overall Series Record: Series tied 14-14/13-14

BYU Record in Provo: 10-5/9-5

BYU Record at Saint Mary's: 2-8

BYU Record at Neutral Sites: 2-1

02/07/53	W	78-50	Moraga, Calif.
01/26/57	W	69-65	Provo
12/22/58	W	72-67	Provo
12/10/66	W	108-57	Provo
12/13/80*	W	95-76	Provo
12/10/83*	W	106-74	Provo
12/10/88*	L	69-70	Provo
01/02/04	W	70-55	Provo
01/04/05	L	51-72	Moraga, Calif.
11/27/10 ^	W	74-73	South Padre Island, Texas
12/29/11	L	82-98	Moraga, Calif.
01/28/12	L	66-80	Provo
01/16/13	L	69-70	Provo
02/21/13	L	57-64	Moraga, Calif.
02/01/14	W	84-71	Provo
02/15/14	W	60-57	Moraga, Calif.
01/17/15	L	74-77	Moraga, Calif.
02/12/15	W	82-60	Provo
12/31/15	L	74-85	Moraga, Calif.
02/04/16	W+	70-59	Provo
01/05/17	L	68-81	Moraga, Calif.
02/18/17	L	57-70	Provo
03/06/17#	L	50-81	Las Vegas
12/30/17	L	64-74	Provo
01/25/18	L	62-75	Moraga, Calif.
03/05/18#	W	85-72	Las Vegas
01/05/19	L	66-88	Moraga, Calif.
01/24/19	W	71-66	Provo

*Cougar Classic ^ South Padre Invitational

#WCC Tournament

+ Wins Vacated by the NCAA Committee on Infractions



SAN DIEGO STATE

Overall Series Record: BYU leads 48-25

BYU Record in Provo: 29-3

BYU Record at San Diego State: 18-18

BYU Record at Neutral Sites: 1-4

12/19/41	L	45-49	San Diego
12/20/41	L	40-42	San Diego
12/23/77	L	88-104	San Diego
02/03/79	W	88-80	Provo
03/01/79	W	96-95	San Diego
01/24/80	W	123-91	San Diego
03/01/80	W	114-81	Provo
01/08/81	W	84-73	Provo
02/14/81	L	72-73	San Diego
01/28/82	L	66-80	San Diego
02/27/82	W	106-66	Provo
01/14/83	W	96-74	Provo
02/12/83	W	69-67	San Diego
01/20/84	L	75-79	San Diego
02/16/84	W	94-92 (OT)	Provo
01/12/85	L	70-89	San Diego
01/31/85	L	71-77	Provo
01/11/86	W	82-70	Provo
02/06/86	W	81-71	San Diego
01/15/87	W	94-82	Provo
02/26/87	W	85-68	San Diego
01/09/88	W	92-65	Provo
02/18/88	L	80-82 (OT)	San Diego
01/12/89	W	85-81	Provo
02/09/89	L	74-89	San Diego
01/06/90	W	63-60	San Diego
02/01/90	W	75-58	Provo
01/03/91	W	73-61	San Diego
02/07/91	W	75-55	Provo



SERIES VS. 2019-20 OPPONENTS

01/06/92	W	89-59	
02/29/92	W	98-78	
01/21/93	W	76-64	
02/13/93	W	80-73	
01/20/94	W	83-82 (OT)	
02/10/94	W	101-87	
01/12/95	W	66-57	
02/18/95	L	52-58	
01/13/96	L	76-83	
02/15/96	W	81-68	
12/31/96	L	86-89 (OT)	
11/14/97	W	73-59	
01/14/99	W	83-76	
02/13/99	W	93-76	
02/03/00	W	72-50	
03/04/00	W	67-50	
01/13/01	W	79-50	
02/12/01	W	69-66	
01/12/02	W	75-64	
02/11/02	L	73-77	
03/07/02#	L	51-62	
01/02/03	W	80-69	
02/17/03	W	66-64	
01/12/04	L	61-65	
02/09/04	W	83-69 (OT)	
01/08/05	L	57-59	
02/07/05	L	58-66	
01/21/06	L	61-88	
02/22/06	W	100-90	
01/06/07	W	80-58	
02/24/07	L	74-86	
01/23/08	W	59-56	
02/23/08	L	65-69	
03/14/08#	W	63-54	
01/24/09	W	77-71	
02/24/09	W	69-59	
03/13/09#	L	62-64	
01/23/10	W	71-69	
02/24/10	W	82-68	
01/26/11	W	71-58	
02/26/11	W	80-67	
03/12/11#	L	52-72	
11/24/14*	L	87-92 (2OT)	
12/22/18	L	81-90	

MWC Tourney in Las Vegas
* Maui Invitational



SAN FRANCISCO

Overall Series Record: BYU leads 19-8/15-8
BYU Record in Provo: 9-2/7-2
BYU Record at San Francisco: 7-5/5-5
BYU Record at Neutral Sites: 3-1

12/20/46\$	W	45-36	Reno, Nevada
12/12/52	W	53-52	Provo
12/22/53	W	68-61	Provo
12/13/68*	L	75-79	San Francisco
12/13/74	L	84-103	San Francisco
03/10/79#	L	63-86	Tucson, Arizona
11/30/00	L	70-80	San Francisco
01/02/02	W	65-51	Provo
12/23/02	L	72-84	San Francisco
12/05/09~	W	69-43	Salt Lake City
01/07/12	W	81-56	Provo
02/16/12	W	85-84	San Francisco
01/05/13	W	80-76	San Francisco
02/09/13	L	87-99	Provo
01/16/14	W	83-76	San Francisco

San Diego	02/08/14	W	68-63	Provo
Provo	03/10/14 ^	W	79-77	Las Vegas
Provo	01/03/15	W	99-68	San Francisco
San Diego	01/29/15	W	78-74	Provo
San Diego	01/09/16	W+	102-92	Provo
Provo	02/11/16	W+	114-89	San Francisco
Provo	01/12/17	W+	85-75	Provo
San Diego	02/11/17	W+	68-52	San Francisco
San Diego	01/04/18	W	69-59	San Francisco
Provo	02/10/18	W	75-73 (OT)	Provo
Provo	01/19/19	L	63-82	San Francisco
San Diego	02/21/19	L	71-77	Provo
San Diego	\$Reno Tournament	*Cable Car Classic		
Provo	#NCAA Tournament	~at EnergySolutions Arena		
San Diego	^WCC Tournament			
Provo	+ Wins Vacated by the NCAA Committee on Infractions			



SANTA CLARA

Overall Series Record: BYU leads 31-6/27-6
BYU Record in Provo: 17-2/15-2
BYU Record at Santa Clara: 11-4/10-4
BYU Record at Neutral Sites: 3-0/2-0

12/21/51	W	64-59	Provo
12/22/51	W	66-61	Provo
02/08/53	L	64-72	Santa Clara, Calif.
12/19/58	W	80-59	Provo
12/20/58	W	75-65	Provo
12/08/61	L	53-64	Santa Clara, Calif.
12/09/61	L	55-72	Santa Clara, Calif.
12/18/64	W	102-82	Provo
12/19/64	W	109-80	Provo
12/17/65	W	103-85	Santa Clara, Calif.
12/18/65	W	87-79	Santa Clara, Calif.
12/22/67	L	75-80	Provo
12/23/67	W	91-46	Provo
12/22/70~	W	68-67	Santa Clara, Calif.
12/01/72	W	84-73	Provo
12/02/72	L	64-66	Provo
12/30/86#	W	77-66	Santa Clara, Calif.
12/30/94#	W	76-55	San Jose, Calif.
12/30/03#	W	68-66	Santa Clara, Calif.
12/31/04	W	87-74	Provo
01/14/12	W	95-78	Provo
02/18/12	W	82-67	Santa Clara, Calif.
01/12/13	W	82-64	Provo
02/02/13	W	96-79	Provo
01/18/14	W	91-81	Santa Clara, Calif.
02/06/14	W	89-67	Provo
01/01/15	W	81-46	Santa Clara, Calif.
01/31/15	W	78-57	Provo
03/07/15*	W	78-76	Las Vegas
01/07/16	W+	97-61	Provo
02/13/16	W+	96-62	Santa Clara, Calif.
03/05/16*	W+	72-60	Las Vegas
12/29/16	W+	89-59	Provo
01/26/17	L	68-76	Santa Clara, Calif.
01/13/18	W	84-50	Santa Clara, Calif.
02/08/18	W	80-58	Provo
01/12/19	W	80-74	Provo

~Rainbow Classic *Cable Car Classic
*WCC Tournament
+ Wins Vacated by the NCAA Committee on Infractions



SOUTHERN UTAH

Overall Series Record: BYU leads 11-0
BYU Record in Provo: 11-0
BYU Record at Southern Utah: 0-0
BYU Record at Neutral Sites: 0-0

12/11/92*	W	108-62	Provo
12/09/94*	W	82-67	Provo
11/24/99	W	92-64	Provo
12/14/00	W	58-52	Provo
12/29/01	W	79-58	Provo
12/28/02	W	93-60	Provo
11/21/03	W	88-54	Provo
12/28/04	W	77-52	Provo
11/26/05	W	86-61	Provo
11/24/06	W	80-61	Provo
12/21/07	W	70-55	Provo

*Cougar Classic



UCLA

Overall Series Record: UCLA leads 12-11
BYU Record in Provo: 5-3
BYU Record at UCLA: 4-7
BYU Record at Neutral Sites: 2-2

12/21/29	W	47-40	Los Angeles
12/23/29	L	43-47	Los Angeles
03/25/50*	W	83-62	Kansas City
12/02/55	W	75-58	Provo
12/03/55	W	67-65	Provo
12/14/56	L	69-74	Los Angeles
12/15/56	W	59-58	Los Angeles
12/11/59	L	42-62	Los Angeles
12/01/61	W	68-66	Provo
12/02/61	W	86-83	Provo
12/06/63	L	71-113	Los Angeles
03/13/65*	L	76-100	Provo
03/18/71*	L	73-91	Salt Lake City
11/26/77	L	73-75	Los Angeles
11/27/81	W	79-75	Los Angeles
03/14/81*	W	78-55	Providence, R.I.
11/26/82	L	82-85	Provo
12/28/83	L	73-82	Los Angeles
12/19/84	W	89-81	Provo
12/05/87	W	87-80	Los Angeles
12/03/88	L	87-97	Provo
11/15/06	L	69-82	Los Angeles
12/18/10#	L	79-86	Anaheim, Calif.

*NCAA Tournament #Wooden Classic



UNLV

Overall Series Record: UNLV leads 19-16
BYU Record in Provo: 11-4
BYU Record at UNLV: 5-14
BYU Record at Neutral Sites: 0-01

01/03/81	W	92-90 (OT)	Las Vegas
02/06/81	W	86-77	Provo
12/05/81	L	63-66	Provo
02/12/82	L	50-52	Las Vegas
01/22/98	L	63-76	Las Vegas
02/21/98	L	76-84	Provo
01/10/00	W	77-75	Las Vegas

SERIES VS. 2019-20 OPPONENTS

02/19/00	W	83-82		Provo	02/17/23	L	18-24	Salt Lake City	01/30/43	W	41-29		Provo	
03/11/00*	L	56-79	Las Vegas	01/25/24	W	38-21	Salt Lake City	02/12/43	W	44-34		Salt Lake City	Salt Lake City	
01/15/01	W	91-63		Provo	01/26/24	W	36-26	Salt Lake City	02/13/43	W	47-45		Salt Lake City	
02/10/01	L	56-68	Las Vegas	02/15/24	W	37-22		Provo	01/26/45	L	46-51		Provo	
01/15/02	W	60-47		Provo	02/16/24	W	34-32		Provo	03/03/45	L	52-56	Salt Lake City	
02/09/02	L	70-73	Las Vegas	02/06/25	L	33-35		Provo	02/09/46	L	28-46		Salt Lake City	
01/16/03	W	85-77		Provo	02/07/25	W	42-25		Provo	03/09/46	L	53-71	Provo	
02/14/03	L	54-61	Las Vegas	02/27/25	L	24-36	Salt Lake City	02/08/47	L	54-62		Provo		
02/07/04	W	64-61		Provo	02/28/25	W	41-36	Salt Lake City	03/08/47	L	66-82		Salt Lake City	
03/06/04	W	89-88	Las Vegas	01/22/26	W	22-21	Salt Lake City	01/17/48	W	65-63		Salt Lake City	Salt Lake City	
02/05/05	W	82-72 (OT)	Las Vegas	01/23/26	W	35-31	Salt Lake City	02/21/48	W	55-51		Provo		
03/05/05	L	66-76		Provo	02/12/26	L	34-39		Provo	01/29/49	W	56-55	Salt Lake City	
01/11/06	L	72-82	Las Vegas	02/13/26	W	37-24		Provo	01/31/49	W	65-45		Salt Lake City	
02/11/06	W	75-72		Provo	01/28/27	L	39-42		Provo	02/18/49	L	49-58	Salt Lake City	
01/13/07	L	75-83	Las Vegas	01/29/27	L	35-37		Provo	02/19/49	L	52-54		Provo	
02/03/07	W	90-63		Provo	02/25/27	L	31-34	Salt Lake City	01/28/50	W	71-51		Salt Lake City	
03/10/07*	L	70-78	Las Vegas	02/26/27	W	40-34 (OT)	Salt Lake City	01/30/50	W	61-51		Provo		
01/15/08	L	41-70	Las Vegas	01/27/28	W	37-30	Salt Lake City	02/17/50	L	42-56		Salt Lake City	Salt Lake City	
02/16/08	W	74-48		Provo	01/28/28	W	35-31	Salt Lake City	02/18/50	W	56-46		Provo	
03/15/08*	L	61-76	Las Vegas	02/17/28	L	25-31		Provo	12/27/50	L	49-58		N/A	
01/21/09	L	70-76		Provo	02/18/28	L	26-31		Provo	02/16/51	W	73-60	Salt Lake City	
02/21/09	L	74-75	Las Vegas	01/18/29	W	41-38		Provo	02/17/51#	L	49-54		Salt Lake City	
01/06/10	W	77-73		Provo	01/19/29	W	49-45		Provo	03/02/51	L	58-67	Salt Lake City	
02/06/10	L	74-88	Las Vegas	02/08/29	L	41-56	Salt Lake City	3/3/1951#	W	69-50		Salt Lake City	Salt Lake City	
03/12/10*	L	66-70	Las Vegas	02/09/29	W	53-37	Salt Lake City	02/02/52	L	48-51		Provo		
01/05/11	W	89-77	Las Vegas	01/31/30	L	49-53	Salt Lake City	03/08/52	L	50-61		Salt Lake City	Salt Lake City	
02/05/11	W	78-64		Provo	02/01/30	L	30-38	Salt Lake City	02/14/53	W	62-50		Provo	
12/15/18#	L	90-92 (OT)	Las Vegas	02/28/30	W	56-31		Provo	02/21/53	W	73-50		Salt Lake City	
*MWC Tournament #at T-Mobile Arena				03/01/30	W	59-42		Provo	02/19/54	W	85-76		Salt Lake City	
				01/23/31	L	51-52 (OT)		Provo	02/20/54	L	64-70		Provo	
				01/24/31	L	43-45		Provo	02/11/55	W	76-74 (OT)		Provo	
				02/27/31	L	39-49	Salt Lake City	02/12/55	L	71-78		Salt Lake City	Salt Lake City	
				02/28/31	W	57-49	Salt Lake City	02/11/56	L	63-82		Salt Lake City	Salt Lake City	
				01/15/32	W	44-36	Salt Lake City	02/24/56	L	77-82		Provo		
UTAH				01/16/32	L	39-40	Salt Lake City	02/10/57	W	81-77		Provo		
Overall Series Record: BYU leads 131-128				02/05/32	L	32-35		Provo	02/21/57	L	66-88		Salt Lake City	
BYU Record in Provo: 75-49 (26-18 in the Marriott Center)				02/06/32	W	43-34		Provo	01/24/58	W	81-67		Salt Lake City	
BYU Record at Utah: 49-74 (15-32 in the Jon M. Huntsman Center)				03/01/32	W	35-33		N/A	02/27/58	L	56-74		Provo	
BYU Record at Neutral Sites: 7-5				01/13/33	W	40-27		Provo	01/23/59	L	56-70		Provo	
				01/14/33	L	33-34		Provo	02/26/59	L	74-76 (OT)		Provo	
01/23/09	W	32-9		Provo	02/17/33	W	43-42	Salt Lake City	01/22/60	L	69-76		Salt Lake City	
03/05/09	W	40-27	Salt Lake City	02/18/33	L	36-50		Salt Lake City	02/25/60	L	75-87		Provo	
02/05/10	W	31-27	Salt Lake City	03/04/33	W	43-26		N/A	01/20/61	W	91-86		Provo	
02/11/10	W	31-17		Provo	01/26/34	W	41-37	Salt Lake City	02/23/61	L	80-95		Salt Lake City	
01/28/11	W	47-27		Provo	01/27/34	L	30-43	Salt Lake City	01/23/62	L	89-94		Salt Lake City	
02/25/11	W	33-26	Salt Lake City	02/09/34	W	45-31		Provo	02/24/62	L	101-106		Provo	
02/17/12	W	36-25	Salt Lake City	02/10/34	W	40-28		Provo	01/19/63	W	71-53		Provo	
03/02/12	W	32-25		Provo	01/11/35	W	54-25		Provo	02/23/63	L	100-106	Salt Lake City	
02/08/13	L	31-49		Provo	01/12/35	W	56-53		Provo	02/08/64	L	89-91 (OT)	Salt Lake City	
02/22/13	L	26-29 (OT)	Salt Lake City	02/15/35	L	46-50 (OT)	Salt Lake City	02/22/64	W	75-72		Provo		
02/14/14	L	23-36	Salt Lake City	02/16/35	L	43-52	Salt Lake City	01/23/65	W	98-67		Provo		
02/28/14	W	32-24		Provo	01/17/36	W	42-34		Provo	02/20/65	W	108-99	Salt Lake City	
02/20/15	W	29-28		Provo	01/18/36	W	47-42		Provo	02/05/66	W	94-93	Salt Lake City	
03/12/15	L	20-38	Salt Lake City	02/14/36	L	35-36	Salt Lake City	03/05/66	W	115-100		Provo		
02/04/16	L	26-41	Salt Lake City	02/15/36	W	37-36	Salt Lake City	02/11/67	W	64-62		Provo		
03/04/16	L	30-38		Provo	01/29/37	L	30-45	Salt Lake City	02/17/67	W	61-60		Salt Lake City	
02/10/17	W	38-32		Provo	01/30/37	L	40-41	Salt Lake City	02/10/68	L	89-91		Salt Lake City	
02/23/17	W	54-33	Salt Lake City	02/19/37	L	35-43		Provo	02/24/68	W	93-90		Provo	
02/09/18	L	21-27		Provo	02/20/37	W	36-31		Provo	02/08/69	W	73-67		Provo
02/23/18	W	38-28	Salt Lake City	01/22/38	L	41-48		Provo	02/22/69	L	85-98		Salt Lake City	
02/07/19	L	22-50	Salt Lake City	03/04/38	L	43-54	Salt Lake City	01/03/70	L	76-82		Salt Lake City		
03/08/19	L	21-31		Provo	01/20/39	W	40-32		Provo	01/24/70	L	81-91		Provo
03/04/20	L	30-41	Salt Lake City	03/03/39	L	47-52	Salt Lake City	02/06/71	W	103-89		Provo		
01/22/21	W	22-16		Provo	02/09/40	L	39-45	Salt Lake City	03/06/71	W	98-87		Salt Lake City	
03/05/21	L	16-29	Salt Lake City	02/23/40	W	52-41		Provo	01/15/72	W	67-61		Salt Lake City	
02/03/22	W	29-16	Salt Lake City	01/24/41	L	27-32		Provo	02/19/72	W	79-66		Provo	
02/25/22	W	32-27	Salt Lake City	03/07/41	L	39-50	Salt Lake City	02/03/73	W	89-73		Provo		
01/26/23	W	36-29		Provo	02/07/42	W	50-42	Salt Lake City	03/03/73	L	71-86		Salt Lake City	
01/27/23	W	25-19		Provo	03/07/42	W	42-40		Provo	01/12/74	L	86-104	Salt Lake City	
02/16/23	L	33-35	Salt Lake City	01/29/43	W	41-30		Provo	02/16/74	L	74-89		Provo	



SERIES VS. 2019-20 OPPONENTS

01/18/75	L	73-91	Salt Lake City	02/08/06	L	60-79	Salt Lake City	02/23/24	W	32-25	Logan, Utah
02/22/75	L	73-79	Provo	03/09/06	^ L	70-74	Denver	01/23/25	W	29-26	Logan, Utah
01/24/76	L	74-76	Provo	01/31/07	W	76-66	Salt Lake City	01/24/25	L	22-42	Logan, Utah
02/21/76	W	84-83	Salt Lake City	03/03/07	W	85-62	Provo	02/13/25	W	48-36	Provo
02/05/77	L	61-81	Salt Lake City	01/19/08	W	55-52	Salt Lake City	02/14/25	W	24-23	Provo
03/05/77	L	54-67	Provo	02/20/08	W	67-59	Provo	01/29/26	L	31-49	Provo
02/04/78	L	76-89	Provo	01/27/09	L	88-94 (OT)	Salt Lake City	01/30/26	W	36-32	Provo
03/04/78	L	74-81	Salt Lake City	02/28/09	W	63-50	Provo	02/26/26	W	52-43	Provo
01/20/79	W	90-76	Salt Lake City	01/30/10	W	82-69	Provo	02/27/26	L	34-36	Provo
02/17/79	W	76-50	Provo	03/03/10	W	71-51	Salt Lake City	01/21/27	L	47-50	Logan, Utah
01/12/80	W	89-72	Provo	01/11/11	W	104-79	Salt Lake City	01/22/27	L	34-62	Logan, Utah
02/09/80	W	83-82	Salt Lake City	02/12/11	W	72-59	Provo	03/04/27	L	38-44	Provo
01/31/81	L	56-60	Salt Lake City	12/10/11	W	61-42	Salt Lake City	03/05/27	L	35-42	Provo
03/07/81	W	95-76	Provo	12/08/12	W	61-58	Provo	02/10/28	W	49-34	Provo
01/15/82	W	74-51	Provo	12/14/13	L	64-81	Salt Lake City	02/11/28	L	31-39	Provo
02/19/82	L	61-68	Salt Lake City	12/10/14	L	61-65	Provo	02/01/28	L	41-52	Logan, Utah
02/05/83	L	72-75	Salt Lake City	12/02/15	L	75-83	Salt Lake City	02/01/28	L	42-48	Logan, Utah
03/05/83	L	62-64 (3OT)	Provo	12/16/17	W	77-65	Provo	01/01/29	W	53-45	Logan, Utah
01/14/84	W	113-105 (2OT)	Provo	12/08/18	\$	74-59	Salt Lake City	02/02/29	W	46-34	Logan, Utah
02/08/84	W	82-79	Salt Lake City	-Conference Tournament				03/01/29	W	49-45	Provo
01/26/85	W	63-62	Salt Lake City	*WAC Tournament ^ MWC Tournament				03/02/29	L	50-52	Provo
03/02/85	L	85-86 (3OT)	Provo	*Beehive Classic at Vivint Smart Home Arena				01/17/30	L	37-39	Provo
01/25/86	W	87-69	Provo	#Game played in Salt Lake, BYU listed as home team				01/18/30	W	53-37	Provo
02/22/86	L	71-74	Salt Lake City					02/14/30	W	49-36	Logan, Utah
01/24/87	W	80-70	Salt Lake City					02/15/30	L	41-55	Logan, Utah
02/14/87	L	58-65	Provo					01/30/31	L	59-61	Logan, Utah
02/04/88	W	82-64	Provo					01/31/31	W	45-39	Logan, Utah
02/27/88	L	60-62	Salt Lake City					02/20/31	W	61-51	Provo
02/02/89	L	86-90	Salt Lake City					02/21/31	W	53-40	Provo
02/25/89	W	81-74	Provo					01/22/32	L	45-47 (OT)	Provo
01/25/90	W	65-49	Provo					01/23/32	W	40-37	Provo
02/10/90	L	73-89	Salt Lake City					02/26/32	W	39-32	Logan, Utah
03/08/90*	L	61-62 (OT)	El Paso, Texas	02/23/06	W	21-14	Logan, Utah	02/27/32	W	63-50	Logan, Utah
02/16/91	L	74-81	Salt Lake City	03/03/06	W	19-11	Provo	01/27/33	L	33-40	Logan, Utah
03/02/91	L	71-72 (OT)	Provo	02/16/07	W	44-11	Provo	01/28/33	W	59-44	Logan, Utah
03/09/91	W	51-49 (OT)	Laramie, Wyo.	03/01/07	W	23-12	Logan, Utah	02/24/33	W	37-30	Provo
02/20/92	W	58-56	Provo	01/18/08	W	29-16	Logan, Utah	02/25/33	W	48-36	Provo
03/07/92	W	87-73	Salt Lake City	02/01/08	W	43-19	Provo	01/12/34	W	57-34	Provo
03/13/92	W	75-62	Fort Collins, Colo.	02/06/09	W	37-11	Provo	01/13/34	W	42-35	Provo
01/09/93	L	53-54	Provo	02/26/09	W	37-13	Logan, Utah	02/16/34	W	48-37	Logan, Utah
02/27/93	L	83-89	Salt Lake City	01/15/10	W	40-20	Logan, Utah	02/17/34	L	35-43	Logan, Utah
01/08/94	W	64-62	Salt Lake City	02/18/10	W	47-31	Provo	01/25/35	W	39-38	Logan, Utah
02/26/94	W	73-70	Provo	02/04/11	W	29-19	Logan, Utah	01/26/35	L	27-41	Logan, Utah
03/10/94*	W	96-65	Salt Lake City	02/18/11	W	37-21	Provo	02/08/35	L	47-48 (OT)	Provo
01/03/95	W	64-57	Provo	02/03/12	W	36-17	Provo	02/09/35	W	40-39	Provo
03/04/95	L	79-87	Salt Lake City	02/09/12	W	37-16	Logan, Utah	02/07/36	L	35-36	Provo
01/02/96	L	77-83	Salt Lake City	02/15/13	W	33-23	Logan, Utah	02/08/36	L	33-37	Provo
03/02/96	L	85-96	Provo	03/01/13	L	20-29	Provo	02/21/36	W	39-32	Logan, Utah
01/11/97	L	51-61	Provo	02/21/14	W	41-21	Provo	02/22/36	L	41-51	Logan, Utah
02/06/97	L	49-85	Salt Lake City	03/06/14	W	28-19	Logan, Utah	01/15/37	L	31-40	Provo
01/10/98	L	61-71	Provo	02/13/15	W	29-21	Provo	01/16/37	W	49-35	Provo
02/05/98	L	68-83	Salt Lake City	02/26/15	W	31-23	Logan, Utah	02/12/37	W	55-45	Logan, Utah
01/09/99	L	54-75	Salt Lake City	02/12/16	W	42-17	Provo	02/13/37	L	38-47	Logan, Utah
02/06/99	L	46-71	Provo	02/26/16	L	23-37	Logan, Utah	01/21/38	L	53-60	Logan, Utah
3/4/1999*	L	62-81	Las Vegas	02/17/17	W	43-22	Provo	02/25/38	W	58-50	Provo
01/15/00	L	49-56	Provo	03/08/17	W	34-27	Logan, Utah	01/07/39	L	46-54	Provo
02/12/00	L	62-77	Salt Lake City	03/01/19	L	23-26	Provo	03/04/39	L	38-53	Logan, Utah
03/10/00	^ W	58-54	Las Vegas	01/31/20	L	27-55	Logan, Utah	02/10/40	L	35-55	Logan, Utah
01/29/01	W	69-61	Provo	02/05/21	L	43-45	Logan, Utah	02/17/40	W	49-43	Provo
02/24/01	L	75-82	Salt Lake City	02/26/21	W	30-28	Provo	01/10/41	W	66-34	Provo
01/28/02	L	66-71	Salt Lake City	02/11/22	W	39-22	Provo	03/08/41	L	47-48	Logan, Utah
02/23/02	W	63-61	Provo	03/03/22	L	34-36	Logan, Utah	01/10/42	W	54-24	Logan, Utah
01/25/03	L	75-79	Provo	02/02/23	L	19-55	Logan, Utah	02/21/42	W	57-52	Provo
02/24/03	L	64-71	Salt Lake City	02/03/23	L	30-36	Logan, Utah	01/15/43	L	38-43	Logan, Utah
01/31/04	L	56-64	Salt Lake City	02/23/23	L	22-23	Provo	01/16/43	W	58-41	Logan, Utah
03/01/04	W	70-57	Provo	02/24/23	W	37-26	Provo	02/19/43	W	44-38	Provo
03/12/04	^ L	51-54	Denver	02/08/24	L	36-43	Provo	02/20/43	W	63-59	Provo
01/31/05	L	58-72	Provo	02/09/24	W	38-21	Provo	02/03/45	W	50-41	Provo
02/26/05	L	60-69	Salt Lake City	02/22/24	W	30-27	Logan, Utah	03/07/45	W	64-37	Logan, Utah
01/07/06	W	72-60	Provo								



UTAH STATE

Overall Series Record: BYU leads 143-92/141-92

BYU Record in Provo: 86-32/85-32

BYU Record at Utah State: 54-60

BYU Record at Neutral Sites: 3-0/2-0

SERIES VS. 2019-20 OPPONENTS

01/12/46	W	47-29	Logan, Utah	12/04/76	L	93-95 (OT)	Logan, Utah
02/23/46	W	64-48	Provo	01/08/77	W	85-77	Provo
02/22/47	W	62-40	Provo	12/21/77	L	89-91	Logan, Utah
03/04/47	L	49-52	Logan, Utah	01/07/78	W	85-84 (2OT)	Provo
01/31/48	W	66-47	Provo	12/06/78	W	99-80	Provo
02/28/48	L	65-68	Logan, Utah	01/06/79	L	68-84	Logan, Utah
01/21/49	W	60-51	Provo	12/22/79	W	89-84	Logan, Utah
01/22/49	W	64-56	Provo	02/12/80	W	84-83	Provo
02/11/49	L	54-58	Logan, Utah	12/06/80	W	82-79	Logan, Utah
02/12/49	W	67-54	Logan, Utah	12/27/80	W	104-89	Provo
01/21/50	W	71-41	Provo	12/08/81	W	51-43	Logan, Utah
01/23/50	W	48-47	Logan, Utah	12/26/81	L	74-79	Provo
02/24/50	W	60-46	Logan, Utah	11/30/82	L	69-75	Provo
02/25/50	W	63-35	Provo	12/14/82	L	68-80	Logan, Utah
01/12/51	W	72-59	Logan, Utah	11/26/83	L	78-90	Logan, Utah
01/13/51	L	68-72	Logan, Utah	12/09/83	L	81-83	Provo*
02/02/51	W	83-57	Provo	12/04/84	L	93-97	Provo
02/03/51	W	51-42	Provo	12/11/84	L	91-92 (OT)	Logan, Utah
02/01/52	L	40-57	Logan, Utah	12/03/85	L	80-82	Logan, Utah
02/15/52	W	69-67	Provo	12/10/85	L	76-88	Provo
01/03/53	W	72-66	Logan, Utah	12/03/86	W	100-86	Provo
01/31/53	W	77-60	Provo	12/16/86	W	97-93	Logan, Utah
01/14/54	L	68-73	Logan, Utah	12/01/87	W	96-92	Logan, Utah
01/23/54	W	75-63	Provo	12/19/87	W	121-112 (OT)	Provo
01/15/55	L	58-62	Provo	12/17/88	W	96-85	Provo
02/17/55	L	71-76	Logan, Utah	12/21/88	W	74-72	Logan, Utah
01/28/56	L	56-63	Logan, Utah	11/30/89	W	71-65	Provo
02/09/56	W	92-62	Provo	12/12/89	W	69-68	Provo
01/18/57	L	75-76	Logan, Utah	11/24/90	W	98-94	Provo
01/25/57	W	93-76	Provo	12/01/90	W	63-58	Logan, Utah
01/31/58	W	67-55	Logan, Utah	11/26/91	W	82-66	Logan, Utah
02/15/58	W	69-66	Provo	12/13/91	W	93-77	Provo*
01/30/59	W	77-54	Provo	12/04/92	W	93-83	Logan, Utah
02/14/59	L	67-74	Logan, Utah	12/18/92	W	89-65	Provo
01/29/60	L	53-84	Logan, Utah	12/14/93	W	78-65	Provo
02/13/60	L	64-75	Provo	12/01/94	L	59-83	Logan, Utah
01/27/61	W	75-57	Provo	12/05/95	W	76-52	Provo
02/13/61	L	73-94	Logan, Utah	12/10/96	W	64-61	Provo
01/26/62	L	69-88	Logan, Utah	11/29/97	L	69-72	Logan, Utah
02/10/62	L	70-80	Provo	01/02/99	W	61-59	Provo
01/05/63	L	58-69	Logan, Utah	01/08/00	W	82-73	Logan, Utah
01/26/63	L	67-70	Provo	12/16/00	W	69-67	Provo
01/25/64	L	90-105	Logan, Utah	12/01/01	L	81-90 (OT)	Logan, Utah
01/31/64	L	73-90	Provo	12/14/02	W	66-56	Provo
01/09/65	W	99-90	Logan, Utah	12/23/03	L	74-76	Logan, Utah
02/06/65	W	89-80	Provo	12/01/04	L	57-71	Logan, Utah
01/22/66	W	115-81	Provo	12/18/04	L	62-84	Provo
02/11/66	W	96-88	Logan, Utah	12/22/05	L	80-91	Logan, Utah
01/06/67	W	92-66	Provo	12/16/06	W	75-62	Provo
02/04/67	L	88-113	Logan, Utah	12/06/08*	W	68-63	Salt Lake City
01/06/68	W	104-98	Provo	12/02/09	L	61-71	Logan, Utah
02/01/68	W	118-103	Logan, Utah	11/17/10	W	78-72	Provo
01/11/69	L	84-91	Logan, Utah	11/11/11	L	62-69	Logan, Utah
01/30/69	W	113-82	Provo	02/19/13	W	70-68	Provo
01/15/70	L	94-97	Logan, Utah	11/30/13*	W	85-74	Salt Lake City
03/04/70	L	73-86	Provo	12/02/14	W	91-81	Logan, Utah
12/19/70	W	111-83	Provo	12/09/15	W+	80-68	Provo
01/23/71	L	70-72	Logan, Utah	11/30/16^	W+	77-63	Salt Lake City
03/13/71	W	91-82	Logan, Utah	12/02/17	W	75-66	Logan, Utah
12/22/71	W	87-84	Logan, Utah	12/05/18	W	95-80	Provo
01/22/72	W	101-82	Provo				
12/16/72	W	88-80	Provo				
01/20/73	W	79-69	Logan, Utah				
12/22/73	L	86-87	Provo				
01/19/74	L	86-93	Logan, Utah				
12/28/74	L	79-83	Provo				
02/01/75	L	84-92	Logan, Utah				
12/17/75	L	76-87	Logan, Utah				
01/10/76	L	73-75	Provo				



WEBER STATE

Overall Series Record: BYU leads 33-11/32-11
 BYU Record in Provo: 21-0/20-0
 BYU Record at Weber State: 10-11
 BYU Record at Neutral Sites: 2-0

11/30/73	W	77-76	Provo
12/06/74	L	63-76	Ogden, Utah
12/20/75	W	89-80	Provo
11/27/76	L	75-96	Ogden, Utah
01/03/78	W	81-76	Provo
12/23/80	W	85-78	Ogden, Utah
12/15/81	W	63-55	Provo
01/06/83	L	81-84 (2OT)	Ogden, Utah
01/07/84	W	86-81 (OT)	Provo
12/08/84	L	79-87	Ogden, Utah
12/28/85	W	88-86	Provo
12/18/86	W	84-69	Ogden, Utah
12/11/87*	W	104-71	Provo
12/01/88	L	78-80	Ogden, Utah
11/28/89	W	81-65	Provo
11/29/90	W	69-57	Ogden, Utah
12/21/91	W	81-68	Provo
12/08/92	L	77-83 (OT)	Ogden, Utah
12/21/93	W	92-79	Provo
12/21/94	L	74-86	Ogden, Utah
12/12/95	W	91-86	Provo
12/04/96	L	80-97	Ogden, Utah
12/12/97	W	83-70	Provo*
11/19/98	L	80-83	Ogden, Utah
12/11/99*	W	66-53	Provo
12/28/00	W	84-75	Ogden, Utah
12/05/01	W	65-47	Provo
01/08/03	L	69-75	Ogden, Utah
12/20/03	W	86-65	Provo
12/23/04	W	79-61	Ogden, Utah
12/17/05	W	80-54	Provo
12/02/06	W	73-69 (OT)	Ogden, Utah
12/05/07	W	72-57	Provo
12/03/08	W	92-62	Ogden, Utah
12/27/09	W	87-70	Provo
12/21/10	W	72-66	Ogden, Utah
12/07/11	W	94-66	Provo
12/15/12	W	78-68	Ogden, Utah
11/08/13	W	81-72	Provo
12/13/14	W	76-60	Ogden, Utah
12/05/15#	W	73-68	Salt Lake City
12/07/16	W+	77-66	Provo
12/09/17^	W	74-68	Salt Lake City
12/01/18	L	103-113	Ogden, Utah

* Cougar Classic

at Vivint Smart Home Arena


^ Beehive Classic

+ Wins Vacated by the NCAA Committee on Infractions

BYU BASKETBALL HISTORY



The 1902-03 Brigham Young Academy Team



BYU celebrates advancing to the 2011 Sweet Sixteen

WINNING: A BYU TRADITION

BYU has one of the nation's richest basketball traditions. In fact, 90 of the Cougars' 117 seasons on the hardwood have been winning campaigns. Since putting its first team on the floor in 1903, BYU has amassed a 1782-1093 (1829-1905 on-court record) record to rank top-25 all-time among NCAA Division I programs in total victories. The Cougars also boast a winning percentage of 62.0, ranking top-50.

But it's not just the sum of victories that make BYU one of the nation's top hoop programs. Along the way, BYU has claimed 29 regular season conference championships and received 41* postseason invites, including 29 NCAA Tournament appearances. The Cougars won two NIT titles in 1951 (a national championship as the NIT was considered a premier tournament at the time) and 1966. BYU players also boast 132 all-conference and 82 All-America citations along with 45 NBA draft selections.

BYU has won conference championships in four different leagues. The first six came from the Rocky Mountain Conference and continued as BYU won five as a member of the Skyline Conference. During the Cougars' membership in the Western Athletic Conference, BYU won 12 conference championships. In 12 seasons in the Mountain West Conference, BYU captured six league titles.

BYU's basketball legacy is filled with many unique achievements. In 1981, the Cougars advanced to the Elite Eight when All-American Danny Ainge made what is still considered one of the NCAA tournament's most amazing plays. Trailing Notre Dame 50-49 with eight seconds remaining, Ainge took the ball coast-to-coast, dribbling through all five Irish defenders, before lofting the game-winning finger roll just over the reach of Orlando Woolridge. Ainge received the Wooden Award and Eastman Trophy in 1981 as the nation's top player.

In 2011, All-American Jimmer Fredette led the Cougars to the Sweet 16 for the first time since 1981. Fredette led the nation in scoring in 2010-11 with a 28.9 ppg average and earned every major Player of the Year honor, including the Naismith, Wooden and Oscar Robertson awards. Simply known as 'The Jimmer' throughout the nation, Fredette gained national fame with prolific scoring outbursts, which included 15 30-point games, four 40-point games and one 52-point explosion


versus New Mexico in the Mountain West Conference tournament.

Legendary coach Stan Watts, who guided BYU to its NIT titles, was inducted into the Naismith Memorial Basketball Hall of Fame in 1986, while All-American center Kresimir Cosic became BYU's second Hall member in 1996. Turning down the opportunity to play in the NBA, Cosic

The Ladies Gymnasium




BY Academy Gym



The Smith Fieldhouse, Home Court 1951-71

WINNING: A BYU TRADITION



All-American Devin Durrant was among the nation's leading scorers in 1984, averaging 27.9 points per game. He is third on BYU's all-time scoring list behind Danny Ainge and Mike Smith.

returned home to Yugoslavia to pursue his passion to better-develop basketball in Europe. He earned one gold and two silver medals while playing on four Olympic teams and was a longtime coach of the Yugoslavian National Team, mentoring many future NBA players. He ended his playing career as the all-time Croatian scoring leader.

Before Cosic's arrival in Provo, the Cougars already held the distinction of being the first U.S. program to include an international player on its roster in Finland's Timo Lampen in 1958-59. BYU also boasts two of the nation's longest-standing rivalries, having first played Utah State in 1906 and Utah in 1909.

The first radio broadcast in the intermountain area took place on Feb. 17, 1940, when BYU hosted Utah State in the Old Ladies Gymnasium in Provo. BYU broke a ban on broadcasting college sports due to the clamor from fans that only 500 people could fit into the gym. Arch Madsen called the game on KOVO radio in Provo with station manager David Walker providing analysis. Home games have also been played in


Springville, the old BY Academy and even on the University of Utah's home court.

BYU created a new home on campus with the construction of the George Albert Smith Fieldhouse. The Smith Fieldhouse was home to the Cougars from 1951-1971, with 20 different all-conference players, including seven All-Americans, starring for BYU during that era. Many capacity crowds crammed inside the Fieldhouse to see Cougar basketball. With BYU's winning tradition, the then 10,000-seat arena grew too small for the increasing interest. In 1971, the Marriott Center was built, giving BYU what is still to this day one of the most intimidating arenas in college basketball.

Since opening the 18,987-seat Marriott Center, the Cougars have been among the nation's annual attendance leaders with 19 top-5 rankings and three times finishing No. 1. BYU has not disappointed its faithful, winning 80.1 percent of its games in the Marriott Center, including a school record 53-game home victory streak that started in 2005 and ended in 2008.

In recent history, the highest ranking a Cougar team has received in the media polls was the 1987-88 team. At one point the team was 17-0 and climbed as high as No. 2 and No. 3 in the rankings. Had the victory streak not been snapped by a single-game cross-country trip to UAB in Birmingham, Alabama, the Cougars could have easily found themselves in the No. 1 spot as the top-rated Arizona Wildcats had lost and left the door open for the Cougars to be the only undefeated team in college basketball. The 2010-11 team, led by Fredette and Jackson Emery, climbed to No. 3 in both polls on Feb. 28, 2011. That team finished the season ranked 10th and 13th in the respective polls.

Dave Rose took the helm in 2005-06 after spending eight years as an assistant under former head coach Steve Cleveland. Rose played an instrumental role in helping

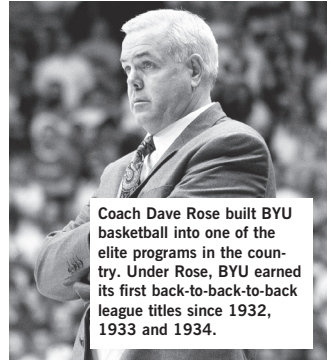


Mark Pope was named the 19th head coach in BYU men's basketball history on April 10, 2019.


the Cougars restore their tradition under Cleveland with NCAA appearances in 2001, 2003 and 2004 and NIT invites in 2000 and 2002. During that time, BYU was also one of just 14 programs to have a player taken in both the 2003 and 2004 NBA Drafts as Travis Hansen was selected in the second round in 2003 and Rafael Araujo was the No. 8 overall pick in 2004. In his 12 years guiding the Cougars, Rose led BYU to its first streaks of six-straight NCAA Tournament bids (2007 to 2012), five-straight seasons with appearances in the national rankings and six-straight 25 win seasons. He has also led the Cougars to 13-straight postseason tournaments (NIT in 2006, 2013, 2016*, 2017* and 2018) and four-straight seasons with a postseason victory (2010 to 2013). Rose also guided BYU to four conference titles.

Mark Pope was hired as the 19th head coach in program history on April 10, 2019. He came to BYU from Utah Valley, where he was the head coach for four seasons and led the Wolverines to three-straight postseason appearances and back-to-back 20-win seasons in 2017-18 and 2018-19. He also served as an assistant coach to Rose from 2011-15.

*NIT appearances (2016, 2017) vacated by the NCAA Committee on Infractions



Coach Dave Rose built BYU basketball into one of the elite programs in the country. Under Rose, BYU earned its first back-to-back-to-back league titles since 1932, 1933 and 1934.



The 18,987-seat Marriott Center is one of the largest on-campus arenas in the nation. BYU has won 80 percent of its games in the Marriott Center, including a school-record 53 straight games from 2006-2008, the nation's longest homecourt victory streak at the time.

CONFERENCE SUCCESS

BYU basketball boasts a remarkable record of conference success during its history. Including conference tournaments, BYU has claimed a conference championship trophy (regular season or tournament) during 30 seasons. The Cougars won the 1991 WAC Tournament after a second-place regular-season finish. Other conference tournament titles in 1992 (WAC) and 2001 (MWC) have followed up regular-season rings, as was the case with conference playoff wins in 1924 and 1933 in the Rocky Mountain Conference. BYU won six Rocky Mountain Conference titles in 20 years, earned five Skyline championships in 24 years, recorded 12 WAC crowns in 37 years and garnered six MWC titles in 12 seasons. BYU won the in-state title against rivals Utah and Utah State during 10 of the 12 years before the Cougars first joined a conference in 1918.

YEAR-BY-YEAR CONFERENCE/STATE REGULAR-SEASON CHAMPIONS

State Competition

1906 **BYU**
1907 **BYU**
1908 **BYU**
1909 **BYU**
1910 **BYU**
1911 **BYU**
1912 **BYU**
1913 Utah
1914 **BYU**
1915 **BYU**
1916 Utah
1917 **BYU**

ROCKY MOUNTAIN CONFERENCE

1918 Utah State (West), Colorado College (East)
1919 Utah (W), Colorado (E)
1920 Colorado (E) – no west champ – influenza
1921 Utah (W), Colorado (E)
1922 **BYU** (W), Colorado College (E)
1923 Utah (W), Colorado College (E)
1924 **BYU** (W), Colorado College (E)
1925 **BYU** (W), Colorado College (E)
1926 Utah State (W), Colo St. Teacher College (E)
1927 Montana State (W), Colorado College (E)
1928 Montana State (W), Wyoming (E)
1929 Montana State (W), Colorado (E)
1930 Montana State/Utah State (W), Colorado (E)
1931 Utah (W), Wyoming (E)
1932 **BYU**/Utah (W), Wyoming (E)
1933 **BYU**/Utah (W), Wyoming/CSTC (E)
1934 **BYU** (W), Wyoming (E)
1935 Utah State (W), CSTC (E)
1936 Utah State (W), Wyoming (E)
1937 Utah/Montana St. (W), Colorado/Denver (E)

MOUNTAIN STATES CONFERENCE (SKYLINE)

1938 Utah/Colorado
1939 Colorado
1940 Colorado
1941 Wyoming
1942 Colorado
1943 **BYU** (West), Wyoming (East)
1944 No Champion
1945 Utah
1946 Wyoming
1947 Wyoming
1948 **BYU**
1949 Wyoming
1950 **BYU**
1951 **BYU**
1952 Wyoming
1953 Wyoming
1954 Colorado A&M
1955 Utah
1956 Utah

1957 **BYU**
1958 Wyoming
1959 Utah
1960 Utah
1961 Utah/Colorado State
1962 Utah

WESTERN ATHLETIC CONFERENCE


1963 Arizona State
1964 New Mexico/Arizona State
1965 **BYU**
1966 Utah
1967 **BYU**/Wyoming
1968 New Mexico
1969 **BYU**/Wyoming
1970 UTEP
1971 **BYU**
1972 **BYU**
1973 Arizona State
1974 New Mexico
1975 Arizona State
1976 Arizona
1977 Utah
1978 New Mexico
1979 **BYU**
1980 **BYU**
1981 Utah/Wyoming
1982 Wyoming
1983 **BYU**/Utah/UTEP
1984 UTEP
1985 UTEP
1986 Utah/Wyoming/UTEP
1987 UTEP
1988 **BYU**
1989 Colorado State
1990 **BYU**/Colorado State
1991 Utah
1992 **BYU**/UTEP
1993 **BYU**/Utah
1994 New Mexico
1995 Utah
1996 Utah
1997 Utah
1998 Utah (Mountain)
1999 Utah

MOUNTAIN WEST CONFERENCE

2000 Utah/UNLV
2001 **BYU**/Utah/Wyoming
2002 Wyoming
2003 **BYU**/Utah
2004 Air Force
2005 Utah
2006 San Diego State
2007 **BYU**
2008 **BYU**
2009 **BYU**/New Mexico/Utah
2010 New Mexico
2011 **BYU**/San Diego State

WEST COAST CONFERENCE

2012 Saint Mary's
2013 Gonzaga
2014 Gonzaga
2015 Gonzaga
2016 Gonzaga/Saint Mary's
2017 Gonzaga
2018 Gonzaga
2019 Gonzaga



Lee Cummard helped lead the Cougars to the 2008-09 MWC regular season title.

CONFERENCE TOURNAMENT RESULTS



At the 2011 MWC Tournament, Jimmer Fredette scored a school record 52 points in BYU's win over New Mexico in the semifinals.

CONFERENCE PLAYOFF SERIES

1924	Colorado College (Rocky Mountain)	2-1	W
1925	at Colorado College (Rocky Mountain)	0-3	L
1932	at Wyoming (Rocky Mountain)	1-2	L
1933	Wyoming (Rocky Mountain)	2-1	W
1934	at Wyoming (Rocky Mountain)	0-3	L
1943	at Wyoming (Skyline)	0-3	L

WESTERN ATHLETIC CONFERENCE TOURNAMENT

3/9/84	vs. New Mexico (in El Paso)	55-64	L
3/4/85	Air Force (in Provo)	79-82	L
3/6/86	vs. New Mexico (in Laramie)	68-79	L
3/5/87	vs. Air Force (in Albuquerque)	82-79 (OT)	W
3/6/87	at New Mexico	86-93	L
3/10/88	Hawaii (in Provo)	76-74	W
3/11/88	UTEP	63-66	L
3/10/89	vs. Hawaii (in Salt Lake City)	69-72	L
3/8/90	vs. Utah (in El Paso)	61-62 (OT)	L
3/7/91	vs. Colorado State (in Laramie)	69-56	W
3/8/91	vs. Hawaii	73-71 (OT)	W
3/9/91	vs. Utah	51-49 (OT)	W
3/12/92	vs. Air Force (in Fort Collins)	72-51	W
3/13/92	vs. Utah	75-62	W
3/14/92	vs. UTEP	73-71	W
3/11/93	vs. Hawaii (in Salt Lake City)	85-71	W
3/12/93	vs. New Mexico	59-68	L
3/10/94	vs. Utah (in Salt Lake City)	96-65	W
3/11/94	vs. Fresno State	87-72	W
3/12/94	vs. Hawaii	66-73	L
3/9/95	vs. Colorado State (in Albuquerque)	73-75	L
3/7/96	vs. Colorado State (in Albuquerque)	84-100	L
3/3/98	vs. Tulsa (in Las Vegas)	56-59	L
3/2/99	vs. TCU (in Las Vegas)	90-74	W
3/4/99	vs. Utah	62-81	L

MOUNTAIN WEST CONFERENCE TOURNAMENT

3/9/00	vs. New Mexico (in Las Vegas)	55-43	W
3/10/00	vs. Utah	58-54	W
3/11/00	at UNLV	56-79	L
3/8/01	vs. Air Force (in Las Vegas)	69-54	W
3/9/01	vs. Wyoming	77-66	W
3/10/01	vs. New Mexico	69-65	W
3/7/02	vs. San Diego State (in Las Vegas)	51-62	L
3/13/03	vs. New Mexico (in Las Vegas)	71-56	W
3/14/03	vs. Colorado State	86-80 (OT)	L
3/11/04	vs. Wyoming (in Denver)	79-74	W
3/12/04	vs. Utah	51-54	L
3/10/05	vs. New Mexico (in Denver)	71-85	L

3/9/06	vs. Utah (in Denver)	70-74	L
3/8/07	vs. TCU (in Las Vegas)	77-64	W
3/9/07	vs. Wyoming	96-84	W
3/10/07	at UNLV	70-78	L
3/13/08	vs. Colorado State (in Las Vegas)	89-62	W
3/14/08	vs. San Diego State	63-54	W
3/15/08	at UNLV	61-76	L
3/12/09	vs. Air Force (in Las Vegas)	80-69	W
3/13/09	vs. San Diego State	62-64	L
3/11/10	vs. TCU (in Las Vegas)	95-85	W
3/12/10	at UNLV	66-70	L
3/10/11	vs. TCU (in Las Vegas)	64-58	W
3/11/11	vs. New Mexico	87-76	W
3/12/11	vs. San Diego State	54-72	L

WEST COAST CONFERENCE TOURNAMENT

3/2/12	vs. San Diego (in Las Vegas)	73-68	W
3/3/12	vs. Gonzaga	58-77	L
3/8/13	vs. San Diego (in Las Vegas)	69-72	L
3/8/14	vs. Loyola Marymount (in Las Vegas)	85-74	W
3/10/14	vs. San Francisco	79-77 (OT)	W
3/11/14	vs. Gonzaga	64-75	L
3/7/15	vs. Santa Clara (in Las Vegas)	78-76	W
3/9/15	vs. Portland	84-70	W
3/10/15	vs. Gonzaga	75-91	L
3/5/16	vs. Santa Clara* (in Las Vegas)	72-60	W
3/7/16	vs. Gonzaga	84-88	L
3/4/17	vs. Loyola Marymount* (in Las Vegas)	89-81	W
3/6/17	vs. Saint Mary's	50-81	L
3/3/18	vs. San Diego (Las Vegas)	85-79	W
3/5/18	vs. Saint Mary's	85-72	W
3/6/18	vs. Gonzaga	54-74	L
3/9/19	vs. San Diego	57-80	L

*Wins vacated by the NCAA Committee on Infractions

MWC/WAC/WCC TOURNAMENT RECORDS

Conference Tournament Record	36-32/34-32*
First Round Record	22-14/20-14*
Second Round Record	11-10
Championship Finals Record	3-8
WAC Tournament Record	12-13
MWC Tournament Record	15-11
WCC Tournament Record	9-8/7-8*
Tournament Record (Neutral)	35-25/33-25*
Tournament Record (Home)	1-2
Tournament Record (Away)	0-5

*On-The-Court Record/Official Adjusted Record Due to Games Vacated by the NCAA

BYU CONFERENCE CHAMPIONSHIP TEAMS (29 TITLES)



The 1923-24 Cougars finished 7-1 in conference play.

1921-22

BYU won the Rocky Mountain Conference Western Division with a 3-1 conference record, beating out rivals from the University of Utah.

1923-24

A 7-1 conference record gave the Cougars the Western Division title. They met the Eastern Division winner, Colorado College, in the first playoff series in a decade. BYU won the series 2-1 and was crowned the undisputed Rocky Mountain Conference Champion.

1924-25

BYU repeated its championship run and once again won the Western Division title, finishing 5-3 in conference and 10-6 overall. The title was the third in four years for the Cougars. BYU once again met Colorado College in the Conference Championship Series but was swept in Colorado Springs.

1931-32

Led by sophomore Elwood Romney, a first-team all-conference selection, BYU tied with Utah for the West title and then defeated the Utes in a one-game playoff, earning the chance to meet Wyoming in the Conference Championship Series. Despite an 8-4 conference finish, the Cougars were swept by the Cowboys.

1932-33

For the second straight season, the Western Division ended in a tie between BYU and Utah. After going 9-3 in conference and 18-7 overall, the Cougars once again defeated the Utes and met Wyoming in the Championship Series. This time, BYU emerged victorious, winning 2-1 and thus winning the conference championship series for the first time since 1924.

1933-34

The Cougars finished the season 9-3 in conference and 18-11 overall to win the Western Division title for the third year in a row. BYU once again met Wyoming in the championship playoff series, but the Cougars were defeated 2-1.

1942-43

The 1942-43 Cougars won their first Skyline Conference Western Division title since joining the league in 1937. A 7-1 conference record earned the team the opportunity to play Wyoming in the championship series. However, despite the efforts of first-team all-conference selection Brady Walker, BYU lost to Wyoming in three straight games.

1947-48

As the conference consolidated into one division, the Cougars finished 8-2 and took first place. Joe Nelson and Randy Clark were both named first-team all-conference players. Nelson led the Skyline Conference in scoring, racking up 203 points in conference play and averaging 20.3 points per game.

1949-50

After winning the conference preseason trophy, BYU finished 14-6 in conference and had their first 20-win season, going 22-12. The Cougars were led by a talented trio consisting of Joe Nelson, Roland Minson and Mel Hutchins, each averaging over 10 points per game. All three players earned league honors at season's end.

1950-51

BYU repeated as Skyline Conference champions and won its third title in four years with a 15-5 record in conference and an amazing 28-9 record overall. Once again led by Roland Minson and Mel Hutchins, the Cougars were ranked as high as third nationally and went on to win the NIT. They also set a school record with a 91-point offensive showcase against Denver.

1956-57

BYU won its last Skyline Conference Championship in 1956-57, finishing 11-3 in conference and 19-9 overall. Led by Tom Steinke and John Benson, who each averaged almost 20 points per game, the Cougars went on to finish third in the NCAA West Regionals.

1964-65

The 1964-65 team won the first WAC Championship for BYU and first conference title since 1957. The team finished the season with a 21-7 mark and was ranked sixth nationally in the final wire service poll of the season. The Cougars finished second to Miami in scoring offense. John Fairchild was named WAC Player of the Year and led the team with 21.5 points a game.

BYU CONFERENCE CHAMPIONSHIP TEAMS (29 TITLES)



The Cougars won the Skyline Conference title in 1950-51 with a 15-5 record in league play.

1966-67

BYU surprised many by winning a share of the WAC title and finishing 14-10 overall. There were no real standouts on the team as eight players won game-high honors during the season. The Cougars remained undefeated at home for the second straight year.

1968-69

BYU finished the season at 17-12 and had been picked in the preseason polls to finish third or lower. They won a first-round berth in the NCAA Tournament but lost to New Mexico State. Remarkably, six players ended the season with scoring averages in double figures.

1970-71

The Cougars finished 18-11 to grab the WAC title. They lost to eventual NCAA Champion UCLA in the NCAA Regionals. The team was led by Bernie Fryer, who averaged 19.2 points, and Steve Kelly, who scored 17.9 points per game.

1971-72

The 1971-72 season was Coach Stan Watts' final year and one of the most exciting in BYU history. The team finished with a 21-5 record and made it to the NCAA Tournament.

1978-79

One of the most exciting aspects of the 1978-79 season was the expectation that Cougar success would carry over into the next year. BYU, 20-8 overall, was led by Danny Ainge with 18.4 points per game. Ainge moved into the top 10 in scoring in team history after just two seasons. The Cougars made it to the first round of the NCAA Tournament.

1979-80

A record of 24-5 was the best yet for a BYU team. The Cougars had been ranked as high as No. 6 by sports writers. All the starters from the previous year returned to help defend the WAC title. Danny Ainge once again led the team with 19.1 points per game and moved into first place on the BYU all-time scoring list. The team had four future NBA players; Ainge, Devin Durrant, Fred Roberts and Greg Kite.

1982-83

Although the 1982-83 team finished in a three-way tie for the WAC championship, it was the first time in the previous five years that the Cougars did not advance to postseason play. The team's record was 15-14. Devin Durrant led BYU in scoring with 22.8 points per game. Greg Kite led the team in rebounding with 8.8 per game.

1987-88

In the 70-year history of BYU basketball, only the 1950-51 team had more victories than the 1987-88 team, and no team had a better winning percentage. The Cougars finished 26-6, winning 17 games in a row to start the year, a BYU basketball record. The team was led by All-American Michael Smith who averaged 21.2 points and 7.8 rebounds per game.

1989-90


The Cougars went 21-9 and exceeded all expectations by winning the WAC title. The team was projected to finish sixth. They went on to lose a heart-breaker in the NCAA East Regional to Clemson 49-47. It was Roger Reid's first year as head coach. Marty Haws led the team in scoring with 18.5 points and 4.1 assists per game. Andy Toolson averaged 18.3 points per game.

1990-91 (Tournament)

With a 21-13 record, BYU finished in second place during the regular season in the WAC but went on to win the WAC Tournament and then advanced to the second round of the NCAA Tournament. Freshman Shawn Bradley led the nation in blocked shots with 177 and averaged 14.8 points a game. Steve Schreiner scored 14.2 points per game.

1991-92

Few thought at the beginning of the season that the Cougars would finish the season 25-7 and win the WAC. BYU went on to defeat UTEP in dramatic fashion at the WAC Tournament thanks to a 54-foot buzzer-beater by Kevin Nixon. The Cougars ran into Shaq and LSU in the first round of the NCAA Tournament to end the season. Gary Trost led the team in scoring with 14.2 points per game.



The 1987-88 Cougars finished the season at 26-6 overall and first in the Western Athletic Conference at 13-3.

BYU CONFERENCE CHAMPIONSHIP TEAMS (29 TITLES)

1992-93

BYU posted a 25-9 record, including 15-1 in the WAC, which tied the conference record for most wins. Nick Sanderson set a school record for 3-point attempts in a season with 209. Russell Larson set a new school record in field-goal percentage at .631. Gary Trost led the team in scoring for the second straight year with 15.2 points per game. The Cougars lost to Kansas in the second round of the NCAA Tournament.

2000-01

BYU finished 24-9 while earning its first conference tournament title since 1992, its first regular-season championship since 1993 and its first NCAA bid since 1995. The Cougars went 10-4 in Mountain West Conference play to earn a three-way share of the title with Utah and Wyoming. BYU won the MWC Tournament and earned the automatic bid to the NCAA Tournament with wins over Air Force, Wyoming and New Mexico at the Thomas & Mack Center in Las Vegas. The Cougars, a 12 seed, lost their first round NCAA game at Cox Arena in San Diego to No. 5-seed Cincinnati.

2002-03

For the second time in three years, BYU claimed a share of the Mountain West Conference regular-season title and an NCAA bid. Playing one of the nation's toughest schedules, including 11 different conferences on its non-league slate, the Cougars finished the year 23-9 overall and earned their 25th regular season conference title, going 11-3 in MWC games to tie for first with Utah. BYU coach Steve Cleveland was named the MWC Coach of the Year, and senior guard Travis Hansen was one of two consensus first-team All-MWC players and the MWC's Co-Defensive Player of the Year. The Cougars had the MWC's top defense and also won the preseason Paradise Jam title in St. Thomas, U.S. Virgin Islands. Hansen led the team in scoring (16.8) and blocks (20) and was second in assists (2.4) and rebounds (4.8).

2006-07

BYU's second season under head coach Dave Rose not only improved upon his impressive inaugural campaign but also proved to be one of the best seasons a Cougar team has ever achieved in the program's history. After becoming the second-most improved team in the nation in Rose's first season at BYU, the Cougars responded in his second year with a resume that included a 25-9 record, the program's first outright league championship since 1988, its first national top-25 ranking since 1993, its first season sweep of rival Utah since 1994 and its first NCAA tournament invitation since 2004, including its highest seed since 1995. On the record books at BYU, only two teams (1951 - 28 wins; 1988 - 26 wins) had won more games in a season than the 25

victories achieved by the Cougars in 2006-07. BYU defeated three nationally ranked teams in the process and earned a national ranking (No. 24) in the final Associated Press Top 25 Poll, something a Cougar team hadn't done since 1988.

2007-08

The Dave Rose-guided Cougars went 27-8 to win the second-most games in school history while becoming the first outright back-to-back Mountain West Conference Champions in league history. The team also achieved BYU's first consecutive appearances in the Top 25 polls since the 1980-81 and 1981-82 seasons and earned the program's first victory over a top-6 ranked team since 1965 with its triumph over Rick Pitino's sixth-rated Louisville Cardinals. The Cougars won the MWC regular-season title by two games over UNLV with a 14-2 league record. They also finished the regular season with 25 regular-season victories, a program record at the time. The consecutive outright league titles were the first for BYU since Danny Ainge played for the Cougars in 1978-79 and 1979-80. The conference regular season crown was also BYU's 27th overall to rank the Cougars ninth all-time among all Division I programs.

2008-09

By capturing a share of the 2009 MWC regular season title, BYU became the first program in league history to win three-straight titles - a feat accomplished only one other time in program history, from 1932 to 1934. Heading into the final

three games of the regular season, the Cougars trailed league leader Utah by two games in the standings. BYU knocked off rival Utah at home before winning at Wyoming to pull into a tie for first and then downed Air Force in a hard-fought battle at home in the finale to claim a share of the title. At 25-8 the Cougars won at least 25 games for the third-straight season and appeared in the polls a third-straight year for the first time since 1979-80, 1980-81 and 1981-82.

2010-11

Led by National Player of Year Jimmer Fredette and BYU's all-time steals leader Jackson Emery, the Cougars set numerous program records while capturing a share of the MWC regular season title. With an overall record of 32-5, BYU set team records for wins, winning percentage (.864) and wins away from home (19 total, 10 road and nine neutral). Fredette led the nation in scoring at 28.9 points per game and set program single game (52 points vs. New Mexico), single season (1,068 points) and career (2,599 points) scoring records while Emery set the season (101) and career (249) steals records. The Cougars were ranked in the top 25 throughout the season and enjoyed nine-consecutive weeks ranked in the top 10. BYU swept San Diego State (ranked No. 4 and No. 6 at the time of the matchups) in the regular season to secure a share of the league title with a 14-2 mark. The Cougars earned a No. 3 seed in the NCAA Tournament and advanced to the Sweet 16 for the first time since 1981.



Dave Rose led BYU to the 2007-08 title as the Cougars finished 27-8 overall and 14-2 in the MWC.

ALL-TIME SEASON RESULTS

1902-03

Record: 4-5
H/A: 2-3/2-2
Long Win/Loss Streak: 3/2
Coach: W.A. Colton

DATE	OPPONENT	SCORE	W/L
F 6	at LDSU	7-47	L
F 14	BY College	13-17	L
F 21	Weber Academy	30-18	W
F 27	at Weber Academy	17-16	W
F 28	at BY College	20-17	W
M 7	LDSU	13-23	L
M 21	at LDSU	13-30	L
M 28	Colorado	23-15	W
A 2	Colorado	10-16	L

1903-04

Record: 3-3
H/A: 1-2/2-1
Long Win/Loss Streak: 2/2

DATE	OPPONENT	SCORE	W/L
J 9	Salt Lake HS	38-8	W
J 16	LDSU	17-22	L
J 22	at Weber Academy	43-13	W
J 23	at BY College	18-9	W
F 6	BY College	17-18	L
F 19	at LDSU	20-27	L

1904-05

Record: 9-3
H/A: 5-1/4-2
Long Win/Loss Streak: 7/1

DATE	OPPONENT	SCORE	W/L
J 21	at A.F. Apollos	NS	L
J 28	LDSU	51-7	W
F 3	at State Deaf School	64-6	W
F 4	at BY College	22-14	W
F 10	A.F. Apollos	NS	W
F 11	BY College	19-12	W
F 18	Weber Academy	30-10	W
F 24	at LDSU	NS	W
F 25	at Weber Academy	14-16	L
M 4	State Deaf School	NS	W
M 4	at A.F. Apollos	10-7	W
M 25	Wheaton College (Ill.)	27-35	L

1905-06

Record: 11-1
H/A: 6-1/5-0
Long Win/Loss Streak: 6/1
Coach: C.T. Teetzal

DATE	OPPONENT	SCORE	W/L
J 13	LDSU	25-12	W
J 19	Weber Academy	NS	W
J 27	State Deaf School	62-4	W
F 9	at Weber Academy	15-11	W
F 10	at State Deaf School	NS	W
F 13	Chicago YMCA	14-22	L
F 16	at LDSU	19-17	W
F 23	at Utah State	21-14	W
F 24	at BY College	20-18	W
M 2	Mimm. Red Wings	20-18	W
M 3	Utah State	19-11	W
M 17	BY College	20-19	W

1906-07

Record: 7-3
H/A/N: 5-1/2-1/0-1
Long Win/Loss Streak: 3/1
Coach: C.T. Teetzal

DATE	OPPONENT	SCORE	W/L
J 19	Weber Academy	72-9	W
J 26	BY College (OT)	26-24	W
F 1	at LDSU	32-29	W
F 7	Chicago Crescents	21-24	L
F 16	Utah State	44-11	W
F 23	Weber Academy	2-0	W
M 1	at Utah State	23-12	W
M 2	at BY College	16-19	L
M 8	LDSU	30-19	W
M 16	v. BY College (OT)	24-27	L

1907-08

Record: 4-2
H/A: 3-1/1-1
Long Win/Loss Streak: 4/1
Coach: C.T. Teetzal

DATE	OPPONENT	SCORE	W/L
J 17	at BY College	14-16	L
J 18	at Utah State	29-16	W
J 25	LDSU (OT)	20-19	W
F 1	Utah State	43-19	W
F 15	LDSU	26-25	W
F 22	BY College	22-27	L



FRED BENNION
Years: 1908-10 (2)
Record: 16-6 (.727)

1908-09

Record: 7-4
H/A: 4-2/3-2
Long Win/Loss Streak: 4/3
Coach: Fred Bennion

DATE	OPPONENT	SCORE	W/L
D 12	YMCA	23-29	L
J 9	at YMCA	17-31	L
J 16	at LDSU	16-30	L
J 23	Utah	32-9	W
J 30	BY College	35-21	W
F 6	Utah State	37-11	W
F 20	LDSU	28-33	L
F 27	Oregon	26-24	W
F 26	at Utah State	37-13	W
F 27	at BY College	34-27	W
M 5	at Utah	40-27	W

1909-10

Record: 9-2
H/A: 5-1/4-1
Long Win/Loss Streak: 8/1
Coach: Fred Bennion

DATE	OPPONENT	SCORE	W/L
J 8	YMCA	28-26	W
J 14	at BY College	33-13	W
J 15	at Utah State	40-20	W
J 22	BY College	42-14	W
F 5	at Utah	31-27	W
F 11	Utah	31-17	W
F 12	at LDSU	29-21	W
F 18	Utah State	47-31	W
F 22	YMCA	21-26	L
F 25	LDSU	47-12	W
F 26	at YMCA	13-23	L

1910-11

Record: 8-0
H/A: 5-0/3-0
Long Win Streak: 8
Coach: Henry Rose

DATE	OPPONENT	SCORE	W/L
J 7	at Snow Academy	45-25	W
J 14	Alumni	32-22	W
J 21	YMCA	41-17	W
J 28	Utah	47-27	W
F 4	at Utah State	29-19	W
F 18	Utah State	37-21	W
F 25	at Utah	33-26	W
F 27	Hamilton, Wisc.	27-26	W

1911-12

Record: 7-0
H/A: 5-0/2-0
Long Win Streak: 7
Coach: E.L. Roberts

DATE	OPPONENT	SCORE	W/L
J 13	Alumni	40-19	W
J 20	BY College	48-20	W
J 27	LDSU	51-12	W
F 3	Utah State	36-17	W
F 9	at Utah State	37-16	W
F 17	at Utah	36-25	W
M 2	Utah	32-25	W

1912-13

Record: 7-3
H/A: 5-2/2-1
Long Win/Loss Streak: 5/2
Coach: E.L. Roberts

DATE	OPPONENT	SCORE	W/L
D 14	Weber Academy	48-34	W
J 11	Alumni	61-26	W
J 18	LDSU	34-20	W
J 25	Burlington (S.L.)	49-17	W
F 1	BY College	40-29	W
F 8	Utah	31-49	L
F 14	at BY College	28-26	W
F 15	at Utah State	33-23	W
F 22	at Utah (OT)	26-29	L
M 1	Utah State	20-29	L

1913-14

Record: 8-2
H/A: 6-0/2-2
Long Win/Loss Streak: 4/1
Coach: E.L. Roberts

DATE	OPPONENT	SCORE	W/L
J 10	S.L. Hardware	53-18	W
J 17	Deseret Business	44-13	W
J 31	BY College	43-23	W
F 5	Montana State	67-14	W
F 14	at Utah	23-36	L
F 21	Utah State	41-21	W
F 28	Utah	32-24	W
M 6	at Utah State	28-19	W
M 7	at BY College	22-15	W
M 9	at Oneida Academy	25-26	L

1914-15


Record: 6-2
H/A: 4-0/2-2
Long Win/Loss Streak: 6/1
Coach: E.L. Roberts

DATE	OPPONENT	SCORE	W/L
J 15	at Apollos	23-27	L
J 16	Apollos	35-25	W
J 30	BY College	37-32	W
F 13	Utah State	29-21	W
F 20	Utah	29-28	W
F 26	at Utah State	31-23	W
F 27	at BY College	24-18	W
M 12	at Utah	20-38	L

1915-16

Record: 3-3
H/A: 3-1/0-2
Long Win/Loss Streak: 2/2
Coach: E.L. Roberts

DATE	OPPONENT	SCORE	W/L
J 15	Springville HS	44-17	W
F 4	at Utah	26-41	L
F 12	Utah State	42-17	W
F 19	Iola (KS) YMCA	70-25	W
F 26	at Utah State	23-37	L
M 4	Utah	30-38	L



E.L. ROBERTS
Years: 1911-20, 25-28 (12)
Record: 87-49 (.640)

ALL-TIME SEASON RESULTS

1916-17

Record: 14-2
H/A/N: 8-0/3-1/3-1
Long Win/Loss Streak: 14/1
Coach: E.L. Roberts

DATE	OPPONENT	SCORE	W/L
D 13	at Springville HS	19-20	L
J 6	BY HS	50-20	W
J 13	West HS	42-24	W
J 20	Springville HS	61-24	W
J 27	LDSU	38-19	W
J 29	Chicago Cres.	51-9	W
F 3	at BY College	84-37	W
F 10	Utah	38-32	W
F 17	Utah State	43-22	W
F 23	at Utah	54-33	W
M 3	Alumni	50-19	W
M 8	at Utah State	34-27	W
M 14	#Brown-King (SL)	52-21	W
M 15	#NW Normal (OK)	35-24	W
M 16	#Seward Park Bro.	27-16	W
M 17	#Illinois AC	14-27	L
#AAU Tourney (Chicago)			

1917-18

Record, Conference: 5-3, 1-1, T2nd RMC
H/A: 3-2/2-1
Long Win/Loss Streak: 2/1
Coach: E.L. Roberts

DATE	OPPONENT	SCORE	W/L
N 29	at Lehi HS	30-34	L
J 12	BY HS	40-28	W
J 19	Lehi HS	67-30	W
J 25	BY College (OT)	32-36	L
F 1	Hinckley Academy	58-28	W
F 9	Utah	21-27	L
F 11	at American Fork HS	48-35	W
F 23	at Utah	38-28	W

1918-19

Record, Conference: 5-3, 1-3, 3rd RMC
H/A: 4-2/1-1
Long Win/Loss Streak: 4/2
Coach: E.L. Roberts

DATE	OPPONENT	SCORE	W/L
	Pleasant Grove HS	58-19	W
	Lehi HS	72-14	W
	Springville HS	46-19	W
F 6	at Spanish Fork HS	87-18	W
F 7	at Utah	22-50	L
F 15	BY College	50-24	W
M 1	Utah State	23-26	L
M 8	Utah	21-31	L

1919-20

Record, Conference: 4-2, 0-2, T3rd RMC
H/A: 2-0/2-2
Long Win/Loss Streak: 4/2
Coach: E.L. Roberts

DATE	OPPONENT	SCORE	W/L
J 9	at Springville HS	34-19	W
J 10	BY HS	49-32	W
J 21	at American Fork Legion	56-34	W
J 24	Lehi Legion	47-20	W
J 31	at Utah State	27-55	L
M 4	at Utah	30-41	L

1920-21

Record: 10-2, 2-2, 2nd RMC
H/A: 9-0/1-2
Long Win/Loss Streak: 10/1
Coach: Alvin Twitchell

DATE	OPPONENT	SCORE	W/L
	at Lehi Legion	16-39	L
	Utah AA	33-29	W
	BY HS	56-23	W
	Alumni	29-25	W
	Pleasant Grove High	43-14	W
	Alumni	29-25	W
	Provo Legion	36-30	W
J 22	Utah	22-16	W
F 5	at Utah State	43-45	W
	Provo Legion	31-25	W
F 26	Utah State	30-28	W
M 5	at Utah	16-29	L

1921-22

Record, Conference: 9-3, 3-1, 1st RMC
H/A: 6-2/3-1
Long Win/Loss Streak: 6/1
Coach: Alvin Twitchell

DATE	OPPONENT	SCORE	W/L
	Provo Legion	24-36	L
	Provo Legion	35-24	W
	WAA	28-31	L
	Lehi HS	47-23	W
	BYU Frosh	32-22	W
	at Lehi HS	26-23	W
	at A.F. Legion	44-24	W
	A.F. Legion	36-10	W
F 3	Utah	29-16	W
F 11	Utah State	39-22	W
F 25	at Utah	32-27	W
M 3	at Utah State	34-36	L

1922-23

Record, Conference: 7-5, 4-4, T2nd RMC
H/A: 6-1/1-4
Long Win/Loss Streak: 6/5
Coach: Alvin Twitchell

DATE	OPPONENT	SCORE	W/L
J 4	at Carbon County HS	51-25	W
J 13	BY HS	24-17	W
J 20	West HS	44-20	W
J 24	Provo HS	30-20	W
J 26	Utah	36-29	W
J 27	Utah	25-19	W
F 2	at Utah State	19-55	L
F 3	at Utah State	30-36	L
F 16	at Utah	33-35	L
F 17	at Utah	18-24	L
F 23	Utah State	22-23	L
F 24	Utah State	37-26	W

1923-24

Record, Conference: 14-4, 7-1, 1st RMC
H/A: 9-4/5-0
Long Win/Loss Streak: 5/1
Coach: Alvin Twitchell

DATE	OPPONENT	SCORE	W/L
	at Nephi HS	NS	W
	Wasatch HS	38-21	W
J 10	Colorado College	36-39	L
J 11	Colorado College (OT)	40-38	W
J 12	Colorado College	32-25	W
J 12	LDSU	34-38	L
J 18	Idaho AC	35-18	W
J 19	Nephi HS	39-25	W
J 25	at Utah	38-21	W
J 26	at Utah	36-26	W
J 29	Colorado Technical College	27-33	L
J 30	Colorado Technical College	34-31	W
F 8	Utah State	36-43	L
F 9	Utah State	38-21	W
F 15	Utah	37-22	W
F 16	Utah	34-32	W
F 22	at Utah State	30-27	W
F 23	at Utah State	32-25	W

1924-25

Record, Conference: 10-6, 5-3, 1st RMC
H/A: 2-0/2-2
Long Win/Loss Streak: 4/2
Coach: Alvin Twitchell

DATE	OPPONENT	SCORE	W/L
J 9	Nephi HS	44-20	W
J 10	Provo HS	31-24	W
J 17	Apex	34-22	W
J 23	at Utah State	29-26	W
J 24	at Utah State	22-42	L
F 6	Utah	33-35	L
F 7	Utah	42-25	W
F 13	Utah State	48-36	W
F 14	Utah State	24-23	W
F 20	Western State	54-18	W
F 21	Western State	55-27	W
F 27	at Utah	24-36	L
F 28	at Utah	41-36	W
M 19	at Colorado College	32-41	L
M 20	at Colorado College	34-42	L
M 21	at Colorado College	25-39	L



ALVIN TWITCHELL

Years: 1920-25 (5)

Record: 50-20 (.714)

1925-26

Record, Conference: 11-5, 7-5, 2nd RMC
H/A: 7-3/4-2
Long Win/Loss Streak: 4/3
Coach: E.L. Roberts

DATE	OPPONENT	SCORE	W/L
J 6	SE College (OK)	40-21	W
J 14	Apex	33-31	W
J 22	at Utah	22-21	W
J 23	at Utah	35-31	W
J 29	Utah State	31-49	L
J 30	Utah State	36-32	W
F 5	at Montana State	18-41	L
F 6	at Montana State	31-36	L
F 12	Utah	34-39	L
F 13	Utah	37-24	W
F 19	at Western State	53-22	W
F 20	at Western State	38-30	W
F 26	Utah State	52-43	W
F 27	Utah State	34-36	L
M 3	Montana State	52-33	W
M 4	Montana State	36-20	W

1926-27

Record, Conference: 5-14, 1-11, 4th RMC
H/A: 4-8/1-5
Long Win/Loss Streak: 1/6
Coach: E.L. Roberts

DATE	OPPONENT	SCORE	W/L
D 18	Dixie College	40-25	W
D 29	at Hinckley Academy	15-35	L
J 7	BY HS	22-24	L
J 8	BY HS	44-22	W
J 14	Arthur Academy	40-42	L
J 15	Alumni	47-33	W
J 21	at Utah State	47-50	L
J 22	at Utah State	34-62	L
J 28	Utah	39-42	L
J 29	Utah	35-37	L
F 4	at Montana State	37-64	L
F 5	at Montana State	33-49	L
F 12	Apex	50-22	W
F 18	Montana State	20-43	L
F 19	Montana State	38-53	L
F 25	at Utah	31-34	L
F 26	at Utah (OT)	40-34	W
M 4	Utah State	38-44	L
M 5	Utah State	35-42	L

ALL-TIME SEASON RESULTS

1927-28

Record, Conference: 13-10, 3-9, 4th RMC
H/A/N: 7-6/6-4
Long Win/Loss Streak: 9/7
Coach: E.L. Roberts

DATE	OPPONENT	SCORE	W/L
D 10	Arthur Academy	41-39	W
D 17	Oregon State	22-37	L
D 22	Ricks College	53-31	W
D 28	at Milford Academy	42-41	W
D 29	at Branch Academy	59-22	W
D 30	at Dixie College	30-24	W
D 31	at Dixie College	32-25	W
J 7	Branch AC	53-27	W
J 13	Milford AC	45-39	W
J 14	Milford Academy	45-34	W
J 14	Alumni	47-33	W
J 20	Montana State	41-43	L
J 21	Montana State	37-43	L
J 27	at Utah	37-30	W
J 28	at Utah	35-31	W
F 10	Utah State	49-34	W
F 11	Utah State	31-39	L
F 17	Utah	25-31	L
F 18	Utah	26-31	L
F	at Utah State	41-52	L
F	at Utah State	42-48	L
M	at Montana State	44-69	L
M	at Montana State	41-57	L

1928-29

Record, Conference: 20-10, 6-6, T2nd, RMC
H/A/N: 10-5/10-4/0-1
Long Win/Loss Streak: 8/2
Coach: G. Ott Romney

DATE	OPPONENT	SCORE	W/L
D 8	Alumni	36-48	L
D 8	Vico Oil	38-37	W
D 14	Dixie College	34-24	W
D 14	Snow College	41-26	W
D 17	Colorado State College	47-39	W
D 18	at Arthur Academy	42-60	L
D 26	v. North Dakota	50-53	L
D 28	North Dakota	42-26	W
D 29	North Dakota	31-30	W
J 2	at Los Angeles Academy	32-23	W
J 3	at Alhambra Academy	33-26	W
J 4	at Hollywood Academy	49-44	W
J 5	at Pacific Coast Academy	41-28	W
J 7	at Las Vegas Academy	42-26	W
J 9	Phillips	40-30	W
J 10	Phillips	38-51	L
J 18	Utah	41-38	W
J 19	Utah	49-45	W
J 23	at Montana Normal	77-25	W
J 24	at Montana Mines	29-25	W
J 25	at Montana State	36-72	L
J 26	at Montana State	37-67	L
F 1	at Utah State	53-45	W
F 2	at Utah State	46-34	W
F 8	at Utah	41-56	L
F 9	at Utah	53-37	W
F 18	Montana State	42-70	L
F 19	Montana State	57-66	L
M 1	Utah State	49-45	W
M 2	Utah State	50-52	L

1929-30

Record, Conference: 23-7, 6-6, 3rd RMC
H/A: 12-2/11-5
Long Win/Loss Streak: 9/2
Coach: G. Ott Romney

DATE	OPPONENT	SCORE	W/L
D 4	38th Infantry	55-26	W
D 4	College All-Stars	63-44	W
D 11	Alumni	63-45	W
D 16	Wyoming	47-25	W
D 18	Wyoming	51-38	W
D 21	at UCLA	47-40	W
D 23	at UCLA	43-47	L
D 26	at Los Angeles	45-39	W
D 27	at Pacific Coast Academy	34-33	W
D 28	at Hollywood Academy	79-50	W
D 30	at Occidental	47-43	W
J 2	at San Bernardino JC	49-23	W
J 3	at Dixie College	36-32	W
J 4	at Snow College	41-28	W
J 10	Nevada-Reno	44-26	W
J 11	Nevada-Reno	46-35	W
J 17	Utah State	37-39	L
J 18	Utah State	53-37	W
J 24	Montana State	43-69	L
J 25	Montana State	45-42	W
J 31	at Utah	49-53	L
F 1	at Utah	30-38	L
F 7	at Montana State	47-41	W
F 8	at Montana State	39-70	L
F 10	at Idaho State	51-33	W
F 14	at Utah State	49-36	W
F 15	at Utah State	41-55	L
F 21	Montana Miners	56-37	W
F 28	Utah	56-31	W
M 1	Utah	59-42	W

1930-31

Record, Conference: 20-13, 7-5, T2nd RMC
H/A: 8-3/12-10
Long Win/Loss Streak: 4/3
Coach: G. Ott Romney

DATE	OPPONENT	SCORE	W/L
N 29	Alumni	57-49	W
D 5	Deseret News Academy	63-30	W
D 6	Alumni	80-68	W
D 11	at Rock Springs Academy	47-50	L
D 12	at Wyoming	36-37	L
D 13	at Wyoming	46-42	W
D 15	at Colorado State College	42-29	W
D 17	at Henry's (Wichita)	29-61	L
D 19	at Butler	34-45	L
D 20	at Illinois Wesleyan	34-33	W
D 22	at Marquette	31-35	L
D 26	at John Carroll	58-27	W
D 27	at Western Reserve	42-27	W
D 29	at Michigan State	28-29	L
D 30	at Chicago	38-35	W
D 31	at St. Louis	37-32	W
J 1	at Wittenberg	36-43	L
J 3	at Cincinnati	41-27	W
J 5	Nebraska	55-44	W
J 8	Henry's (Wichita)	45-52	L
J 12	Montana State	63-52	W
J 13	Montana State (OT)	54-50	W
J 23	Utah (OT)	51-52	L
J 24	Utah	43-45	L
J 30	at Utah State	59-61	L
J 31	at Utah State	45-39	W
F 6	at Montana State	27-42	L
F 7	at Montana State	53-41	W
F 9	at Idaho State	76-34	W
F 20	Utah State	61-51	W
F 21	Utah State	53-40	W
F 27	at Utah	39-49	L
F 28	at Utah	57-49	W

1931-32

Record, Conference: 20-12, 8-4, T1st RMC
H/A/N: 11-3/8-9/1-0
Long Win/Loss Streak: 5/3
Coach: G. Ott Romney

DATE	OPPONENT	SCORE	W/L
N 26	Utah State Alumni	62-51	W
N 27	Utah Alumni	55-33	W
N 28	Alumni	58-36	W
D 4	Gila College	50-23	W
D 5	Gila College	52-28	W
D 11	at Wisconsin	16-32	L
D 12	at Loyola (Ill.)	30-35	L
D 14	at Marquette	39-32	W
D 15	at Iowa State	28-47	L
D 17	at Nebraska	31-27	W
D 19	at Creighton	36-41	L
D 21	at Wyoming	47-57	L
D 22	at Wyoming	31-61	L
D 28	Olson's Swedes	35-25	W
J 7	Henry's (Wichita)	43-30	W
J 8	Henry's (Wichita)	39-22	W
J 15	at Utah	44-36	W
J 16	at Utah	39-40	L
J 22	Utah State (OT)	45-47	L
J 23	Utah State	40-37	W
J 29	at Montana State	36-23	W
J 30	at Montana State	37-22	W
F 5	Utah	32-35	L
F 6	Utah	43-34	W
F 15	Montana State	48-26	W
F 16	Montana State	42-43	L
F 26	at Utah State	39-32	W
F 27	at Utah State	63-50	W
M 1	vs. Utah	35-33	W
M 3	at Wyoming	33-37	L
M 4	at Wyoming	28-29	L
M 5	at Wyoming	38-22	W

1932-33

Record, Conference: 20-7, 9-3, 1st RMC
H/A/N: 9-4/10-3/1-0
Long Win/Loss Streak: 6/2
Coach: G. Ott Romney

DATE	OPPONENT	SCORE	W/L
D 8	Alumni	47-26	W
D 8	Alumni	43-35	W
D 16	at Western State	58-20	W
D 17	at Western State	49-41	W
D 19	at Colorado State College	38-33	W
D 20	at Colorado State College	46-36	W
D 21	at Denver Piggly Wiggly	20-41	L
D 22	at Colorado College	43-30	W
D 23	at Colorado College	55-34	W
J 5	Henry's (Wichita)	30-47	L
J 6	Olson's Swedes	31-32	L
J 13	Utah	40-27	W
J 14	Utah	33-34	L
J 20	at Montana State	53-38	W
J 21	at Montana State	33-40	L
J 27	at Utah State	33-40	L
J 28	at Utah State	59-44	W
F 6	Montana State	42-29	W
F 7	Montana State	53-27	W
F 17	at Utah	43-42	W
F 18	at Utah	36-50	L
F 24	Utah State	37-30	W
F 25	Utah State	48-36	W
M 4	vs. Utah	43-26	W
M 9	Wyoming	25-35	L
M 10	Wyoming	37-33	W
M 11	Wyoming	41-39	W



G. OTT ROMNEY
Years: 1928-35 (7)
Record: 139-71 (.662)

ALL-TIME SEASON RESULTS

1933-34

Record, Conference: 18-12, 9-3, 1st RMC
H/A/N: 10-2/8-8/0-2
Long Win/Loss Streak: 8/4
Coach: G. Ott Romney

DATE	OPPONENT	SCORE	W/L
D 6	Clark's Ins.	56-38	W
D 6	Alumni	56-51	L
D 11	Ogden Boosters	30-31	L
D 13	Denver Academy	47-50	L
D 18	Colorado College	43-27	W
D 19	Granite Mart	56-35	W
D 21	vs. Ogden Boosters	26-36	L
D 22	vs. USC	33-36	L
D 26	at Denver Piggly Wiggly	25-49	L
D 27	at Denver	43-38	W
D 28	at Denver AC	36-35	W
D 29	at Colorado	31-38	L
D 30	at Western State	51-42	W
J 1	at Western State	54-32	W
J 2	at Cook's Sporting Goods	59-26	W
J 12	Utah State	57-34	W
J 13	Utah State	42-35	W
J 19	Montana State	48-31	W
J 20	Montana State	52-37	W
J 26	at Utah	41-37	W
J 27	at Utah	30-43	L
F 9	Utah	45-31	W
F 10	Utah	40-28	W
F 16	at Utah State	48-37	W
F 17	at Utah State	35-43	L
F 23	at Montana State	44-30	W
F 24	at Montana State	23-32	L
M 8	at Wyoming	38-43	L
M 9	at Wyoming (OT)	44-47	L
M 10	at Wyoming	34-43	L

1934-35

Record, Conference: 18-10, 6-6, 2nd RMC
H/A/N: 14-4/3-6/1-0
Long Win/Loss Streak: 11/4
Coach: G. Ott Romney

DATE	OPPONENT	SCORE	W/L
N 21	Alumni	68-51	W
N 21	Alumni	51-53	L
N 30	Gibbs Institute	65-26	W
N 30	Alumni	34-40	L
D 5	Pinney Beverage	49-33	W
D 10	CYO	63-37	W
D 13	Denver AC	29-36	L
D 20	at Creighton	48-38	W
D 21	at Colorado State College	56-22	W
D 22	at Denver AC	33-41	L
D 28	Colorado State College	46-35	W
D 29	vs. Colorado State College	66-49	W
J 4	Branch AC	68-35	W
J 4	Dixie College	56-31	W
J 5	Branch AC	51-38	W
J 5	Dixie College	70-34	W
J 11	Utah	54-25	W
J 12	Utah	56-53	W
J 18	Montana State	62-28	W
J 19	Montana State	55-32	W
J 25	at Utah State	39-38	W
J 26	at Utah State	27-41	L
F 8	Utah State (OT)	47-48	L
F 9	Utah State	40-39	W
F 15	at Utah (OT)	46-50	L
F 16	at Utah	43-52	L
F 22	at Montana State	41-53	L
F 23	at Montana State	46-56	L



EDWIN R. KIMBALL
Years: 1935-36, 38-41 (4)
Record: 59-38 (.608)

1935-36

Record, Conference: 16-9, 6-6, 2nd RMC
H/A: 9-3/7-6
Long Win/Loss Streak: 7/4
Coach: Edwin R. Kimball

DATE	OPPONENT	SCORE	W/L
D 7	Alumni	72-52	W
D 13	Taylor Brothers	75-45	W
D 16	at Denver	45-49	L
D 17	at Nebraska	34-53	L
D 18	at Hastings	54-30	W
D 19	at Creighton	43-46	L
D 20	at Colorado College	38-31	W
D 21	at Colorado College	61-45	W
D 24	at Drake	63-38	W
D 28	Nebraska	46-39	W
D 30	Fresno State	63-54	W
D 31	Fresno State	72-41	W
J 4	Pacific States Pipe	75-16	W
J 10	at Montana State	45-40	W
J 11	at Montana State	40-42	L
J 17	Utah	42-34	W
J 18	Utah	47-42	W
J 27	Montana State	63-31	W
J 28	Montana State	39-42	L
F 7	Utah State	35-36	L
F 8	Utah State	33-37	L
F 14	at Utah	35-36	L
F 15	at Utah	48-37	W
F 21	at Utah State	39-32	W
F 22	at Utah State	41-51	L



FRED "BUCK" DIXON
Years: 1936-38 (2)
Record: 25-23 (.521)

1936-37

Record, Conference: 17-10, 5-7, T3rd RMC
H/A/N: 8-3/8-6/1-1
Long Win/Loss Streak: 7/4
Coach: Fred "Buck" Dixon

DATE	OPPONENT	SCORE	W/L
D 5	Alumni	40-29	W
D 5	Alumni	58-31	W
D 11	Idaho State	30-24	W
D 12	Idaho State	34-35	L
D 18	vs. Western State	43-42	W
D 19	vs. Western State	39-42	L
D 21	Western State	66-35	W
D 30	at Loyola Marymount	32-35	L
J 2	at La Verne	66-21	W
J 4	at Fresno State	38-30	W
J 5	at Fresno State	45-44	W
J 6	at UC-Davis	38-28	W
J 7	at UC-Davis	33-32	W
J 8	at Nevada	42-38	W
J 9	at Nevada	36-24	W
J 15	Utah State	31-40	L
J 16	Utah State	49-35	W
J 22	Montana State	38-32	W
J 23	Montana State	42-37	W
J 29	at Utah	30-45	L
J 30	at Utah	40-41	L
F 5	at Montana State	33-71	L
F 6	at Montana State	45-55	L
F 12	at Utah State	55-45	W
F 13	at Utah State	38-47	L
F 19	Utah	35-43	L
F 20	Utah	36-31	W

1937-38

Record, Conference: 8-13, 4-8, 5th SC
H/A: 7-6/1-7
Long Win/Loss Streak: 3/4
Coach: Fred "Buck" Dixon

DATE	OPPONENT	SCORE	W/L
D 11	Alumni	68-78	L
D 17	at Idaho State	30-38	L
D 18	at Idaho State	32-40	L
D 20	Idaho	40-45	L
D 21	Idaho	47-40	W
D 22	Hastings	47-43	W
D 30	Nevada	49-45	W
J 7	Nevada	42-44	L
J 8	Alumni	59-57	W
J 14	at Denver	63-51	W
J 15	at Colorado	37-54	L
J 21	at Utah State	53-60	L
J 22	Utah	41-48	L
J 28	Colorado State	50-46	W
J 29	Colorado	49-55	L
F 11	at Wyoming	47-61	L
F 12	at Colorado State	39-45	L
F 19	Wyoming	38-49	L
F 25	Utah State	58-50	W
F 26	Denver	74-41	W
M 4	at Utah	43-54	L

1938-39

Record, Conference: 12-12, 4-8, T5th SC
H/A/N: 8-3/4-8/0-1
Long Win/Loss Streak: 3/4
Coach: Edwin R. Kimball

DATE	OPPONENT	SCORE	W/L
D 10	Weber College	37-45	L
D 10	Alumni	43-42	W
D 13	Ecker Studio	55-47	W
D 19	at Montana	50-71	L
D 20	at Montana	54-47	W
D 21	at Montana State	50-46	W
D 22	at Montana State	38-43	L
D 23	at Idaho State	40-17	W
D 24	at Idaho State	34-25	W
D 27	Montana	50-46	W
D 28	vs. Montana	38-45	L
J 7	Utah State	46-54	L
J 13	at Colorado	33-44	L
J 14	at Wyoming	27-35	L
J 20	Utah	40-32	W
J 27	Montana State	69-35	W
F 7	Colorado	35-34	W
F 10	at Colorado State	43-44	L
F 11	at Denver	49-53	L
F 17	Denver	52-34	W
F 18	Wyoming	44-46	L
F 25	Colorado State	91-52	W
M 3	at Utah	47-52	L
M 4	at Utah State	38-53	L

1939-40

Record, Conference: 17-8, 7-5, T3rd SC
Home: 10-3/6-4/1-1
Long Win/Loss Streak: 6/2
Coach: Edwin R. Kimball

DATE	OPPONENT	SCORE	W/L
D 9	Weber College	47-43	W
D 9	Alumni	52-54	L
D 15	Idaho State	42-48	L
D 16	Provo Lions	53-41	W
D 16	Idaho State	59-31	W
D 19	at Ricks College	77-49	W
D 20	vs. Oregon State	30-57	L
D 21	vs. Oregon State	47-42	W
D 29	Provo Lions	61-53	W
D 30	at Weber College	70-35	W
J 2	Clark's Institute	66-53	W
J 5	at Montana State	47-33	W
J 6	at Montana State	58-35	W
J 13	Colorado	47-75	L
J 19	at Colorado State	32-40	L
J 20	at Denver	54-44	W
J 26	Denver	63-48	W
J 27	Wyoming	34-29	W
F 3	Colorado State	62-42	W
F 9	at Utah	39-45	L
F 10	at Utah State	35-55	L
F 17	Utah State	49-43	W
F 23	Utah	52-41	W
M 1	at Colorado	43-64	L
M 2	at Wyoming	50-45	W

ALL-TIME SEASON RESULTS

1940-41

Record, Conference: 14-9, 6-6, 4th SC
H/A/N: 8-2/5-6/1-1
Long Win/Loss Streak: 5/2
Coach: Edwin R. Kimball

DATE	OPPONENT	SCORE	W/L
D 7	Weber College	50-16	W
D 7	Alumni	70-40	W
D 13	at Idaho State	39-27	W
D 14	at Idaho State	56-29	W
D 18	at St. Barbara State College	47-39	W
D 19	at San Diego State	45-49	L
D 20	at San Diego State	40-42	L
D 27	vs. Montana	47-41	W
D 28	vs. Montana	44-48	L
J 3	Montana State	67-45	W
J 4	Montana State	67-45	W
J 10	Utah State	66-34	W
J 17	at Wyoming	45-46	L
J 18	at Colorado	31-34	L
J 24	Utah	27-32	L
F 14	Colorado	45-50	L
F 15	at Colorado State	40-36	W
F 21	at Denver (OT)	34-32	W
F 22	Denver	52-37	W
F 28	Wyoming	49-45	W
M 1	Colorado State	60-33	W
M 7	at Utah	39-50	L
M 8	at Utah State	47-48	L

1941-42

Record, Conference: 17-3, 9-3, T2nd SC
H/A/N: 7-1/8-2/2-0
Long Win/Loss Streak: 13/1
Coach: Floyd Millet

DATE	OPPONENT	SCORE	W/L
D 6	Weber College	51-28	W
D 13	Idaho State	53-29	W
D 19	at Montana State	51-37	W
D 20	at Montana	46-34	W
D 22	at Montana State	64-48	W
D 23	at Idaho State	45-28	W
J 2	vs. Nevada	65-31	W
J 3	vs. Nevada	66-44	W
J 10	at Utah State	54-24	W
J 16	Wyoming	53-49	W
J 23	Denver	45-30	W
J 24	Colorado State	52-27	W
J 30	at Denver	46-34	W
J 31	at Wyoming	34-45	L
F 7	at Utah	50-42	W
F 14	Colorado	49-52	L
F 21	Utah State	57-52	W
F 27	at Colorado State	54-41	W
F 28	at Colorado	35-52	L
M 7	Utah	42-40	W

1942-43

Record, Conference: 15-7, 7-1, 1st SC
H/A: 9-0/6-7
Long Win/Loss Streak: 9/3
Coach: Floyd Millet

DATE	OPPONENT	SCORE	W/L
N 28	Weber College	47-45	W
N 28	Alumni	52-35	W
D 9	at Canisius (OT)	50-49	W
D 12	at Long Island	40-43	L
D 15	at Temple	32-35	L
D 18	at Loyola (Ill.)	44-50	L
J 5	Carbon College	72-20	W
J 5	Snow College	78-38	W
J 12	Ecker Studio	39-30	W
J 15	at Utah State	38-43	L
J 16	at Utah State	58-41	W
J 22	at Snow College	74-43	W
J 29	Utah	41-30	W
J 30	Utah	41-29	W
F 5	at Weber College	53-51	W
F 12	at Utah	44-34	W
F 13	at Utah	47-45	W
F 19	Utah State	44-38	W
F 20	Utah State	63-59	W
F 25	at Wyoming	42-53	L
F 26	at Wyoming	43-47	L
F 27	at Wyoming	43-66	L

1943-44

Record, Conference: 3-2, None
H/A: 1-0/2-2
Long Win Streak: 2
Long Loss Streak: 2
Coach: Floyd Millet

DATE	OPPONENT	SCORE	W/L
D 4	Alumni	57-54	W
D 11	at Canisius	45-36	W
D 14	at Long Island	41-56	L
D 18	at Albright	49-53	L
D 22	at Omaha	45-40	W



FLOYD MILLETT
Years: 1941-49 (8)
Record: 104-77 (.575)

1944-45

Record, Conference: 11-12, None
H/A/N: 4-5/7-6/0-1
Long Win/Loss Streak: 4/3
Coach: Floyd Millet

DATE	OPPONENT	SCORE	W/L
N 30	Alumni	28-60	L
D 2	Montana State	51-31	W
D 8	Kearns Depot	39-41	L
D 9	Ecker Studio	48-56	L
D 15	at Idaho State	35-45	L
D 16	at Idaho State	45-33	W
D 20	vs. Ecker Studio	41-61	L
D 29	at Pepperdine	51-56	L
D 30	at Pratt Aircraft	43-44	L
J 2	at Walker Bomb.	48-45	W
J 3	at Walker Bomb.	59-47	W
J 5	at U.S. Naval Hospital	44-34	W
J 12	at Kearns Depot	47-42	W
J 19	at Wyoming	41-51	L
J 20	at Colorado	36-55	L
J 26	Utah	46-51	L
F 3	Utah State	50-41	W
F 13	Colorado	60-58	W
F 17	at Denver	61-50	W
F 23	Denver	70-31	W
F 24	Wyoming	34-39	L
M 3	at Utah	52-56	L
M 7	at Utah State	64-37	W

1945-46

Record, Conference: 12-13, 6-6, T4th SC
H/A/N: 4-4/6-7/2-2
Long Win/Loss Streak: 4/3
Coach: Floyd Millet

DATE	OPPONENT	SCORE	W/L
D 1	Alumni	61-62	L
D 6	vs. Wyoming	49-58	L
D 7	vs. Montana State	55-40	W
D 8	vs. Wyoming	37-52	L
D 10	vs. Idaho State	58-47	W
D 11	at Idaho State	54-47	W
	Clearfield Navy	60-16	W
	at Kearns Depot	42-54	L
D 27	at Manhattan	53-43	W
J 1	at Canisius	62-52	W
J 3	at Northwestern	41-61	L
J 4	at Loyola (Ill.)	43-44	L
J 5	at Valparaiso	58-72	L
J 12	at Utah State	47-29	W
J 18	Wyoming	36-41	L
J 25	Denver	48-23	W
J 26	Colorado State	42-41	W
F 1	at Denver	37-36	W
F 2	at Wyoming	57-41	W
F 9	at Utah	28-46	L
F 16	Colorado	53-65	L
F 23	Utah State	64-48	W
M 2	at Colorado State	40-47	L
M 4	at Colorado	42-60	L
M 9	Utah	53-71	L

1946-47

Record, Conference: 9-16, 3-9, 6th SC
H/A/N: 6-4/1-11/2-1
Long Win/Loss Streak: 3/5
Coach: Floyd Millet

DATE	OPPONENT	SCORE	W/L
N 30	Alumni	70-54	W
D 4	at Northern Arizona	41-54	L
D 5	vs. Arizona State	55-58	L
D 6	vs. Arizona State	52-33	W
D 11	Washington State	49-50	L
D 12	Washington State	44-38	W
D 14	Idaho State	50-39	W
D 20	vs. San Francisco+	45-36	W
D 21	at Nevada+	32-50	L
J 1	at Long Island	59-62	L
J 4	at Temple	57-55	W
J 6	at Western Kentucky	44-62	L
J 7	at Western Kentucky	40-59	L
J 17	at Colorado	44-56	L
J 18	at Denver	51-64	L
J 24	Wyoming	44-51	L
J 31	Colorado State	69-47	W
F 8	Utah	54-62	L
F 14	at Colorado State	48-51	L
F 15	at Wyoming	47-70	L
F 21	Colorado	47-36	W
F 22	Utah State	62-40	W
F 28	Denver	56-59	L
M 4	at Utah State	49-52	L
M 8	at Utah	66-82	L
	+ Reno Tournament		

1947-48

Record, Conference: 16-11, 8-2, 1st SC
H/A/N: 9-0/5-8/2-3
Long Win/Loss Streak: 6/4
Coach: Floyd Millet

DATE	OPPONENT	SCORE	W/L
N 29	Alumni	65-54	W
	at Camp Monmouth	60-30	W
D 4	at CCNY (OT)	56-61	L
D 5	at Syracuse	52-74	L
D 6	at Niagara	54-53	W
D 8	at West Virginia	51-68	L
D 9	at Duquesne	39-51	L
D 15	Arizona State	46-45	W
D 16	Arizona State	48-45	W
D 26	vs. Arkansas+	65-58	W
D 27	vs. Syracuse+	45-53	L
D 30	vs. Idaho+	41-42	L
J 2	at Nevada	44-45	L
J 3	at Nevada	57-64	L
J 10	Ecuador	67-21	W
J 16	Denver	75-69	W
J 17	at Utah	65-63	W
J 23	at Denver	53-58	L
J 24	at Colorado State	64-51	W
J 26	at Wyoming	45-39	W
J 31	Utah State	66-47	W
F 7	Wyoming	57-42	W
F 16	Colorado State	79-48	W
F 21	Utah	55-51	W
F 28	at Utah State	65-68	L
M 8	vs. Delta State# (OT)	66-61	W
M 10	vs. Indiana State#	68-82	L
	+ Los Angeles Invitational		
	# National Intercollegiate Tournament (Kansas City)		

ALL-TIME SEASON RESULTS



STAN WATTS

Years: 1949-72 (23)

Record: 371-254 (.594)

1948-49

Record, Conference: 21-13, 12-8, 4th SC

H/A/N: 10-2/8-8/3-3

Long Win/Loss Streak: 7/3

Vs. Ranked Teams: 3-2

Coach: Floyd Milliet

DATE	OPPONENT	SCORE	W/L
N 20	Alumni	64-49	W
N 26	at Idaho State	58-43	W
N 27	at Idaho State	52-46	W
D 4	at CCNY	57-70	L
D 6	at Muhlenberg	60-56	W
D 8	at Valparaiso	62-57	W
D 10	at La Salle	54-76	L
D 17	San Jose State	60-47	W
D 18	San Jose State	73-67	W
D 29	vs. Montana+	74-76	L
D 30	vs. Marshall+	64-83	L
J 3	vs. Nevada+	59-56	W
J 4	vs. Nevada+	61-57	W
J 10	Denver	48-50	W
J 14	at Wyoming	48-59	L
J 15	at Wyoming	38-58	L
J 17	at Denver	51-48	W
J 21	Utah State	60-51	W
J 22	Utah State	64-56	W
J 24	Wyoming	54-42	W
J 29	at No. 10 Utah	56-55	W
J 31	No. 10 Utah	65-45	W
F 4	at Colorado State	66-54	W
F 5	at Colorado State	54-62	L
F 7	at Denver	54-68	L
F 11	at Utah State	54-58	L
F 12	at Utah State	67-54	W
F 18	at No. 14 Utah	49-58	L
F 19	No. 14 Utah	52-54	L
F 21	No. 19 Wyoming	50-48	W
F 25	Colorado State	79-49	W
F 26	Colorado State	72-52	W
M 7	vs. N.W. Oklahoma State#	79-50	W
M 8	vs. N.W. Louisiana State#	57-59	L

+ Los Angeles Invitational

NIAB Tournament (Kansas City)

1949-50

Record, Conference: 22-12, 14-6, 1st SC

H/A/N: 10-0/9-10/3-2

Long Win/Loss Streak: 8/5

Vs. Ranked Teams: 3-0

Coach: Stan Watts

DATE	OPPONENT	SCORE	W/L
D 2	at Idaho State	67-44	W
D 3	at Idaho State	83-56	W
D 8	at Regis	53-37	W
D 9	vs. Wyoming	67-54	W
D 10	at Denver	56-54	W
D 13	vs. Culver-Stockton*	69-57	W
D 15	at Pepperdine*	39-45	L
D 16	vs. Gonzaga*	41-46	L
D 29	at Beloit*	61-63	L
D 31	at Toledo*	51-66	L
J 2	at Bowling Green	50-75	L
J 4	at Loyola (Ill.)	54-45	W
J 13	at Wyoming	39-46	L
J 14	at Wyoming	27-53	L
J 16	at Denver	63-45	W
J 20	Denver	55-39	W
J 21	Utah State	71-41	W

J 23	at Utah State	48-47	W
J 28	at Utah	71-51	W
J 30	Utah	61-51	W
F 3	Colorado State	46-42	W
F 4	Colorado State	58-45	W
F 10	at Denver	46-54	L
F 11	at Colorado State	30-40	L
F 13	at Colorado State	46-55	L
F 17	at Utah	42-56	L
F 18	Utah	56-46	W
F 24	at Utah State	60-46	W
F 25	Utah State	63-35	W
M 3	No. 18 Wyoming	55-44	W
M 4	No. 18 Wyoming	70-52	W
M 6	Denver	79-50	W
M 24	vs. Baylor#	55-56	L
M 25	vs. No. 7 UCLA#	83-62	W

1950-51

Record, Conference: 28-9, 15-5, 1st SC

H/A/N: 13-1/9-5/6-3

Long Win/Loss Streak: 9/2

Highest Rank: 11th AP

Final Rank: 10th UPI, 11th AP

Vs. Ranked Teams: 5-2

Coach: Stan Watts

DATE	OPPONENT	SCORE	W/L
N 24	Regis	68-55	W
N 25	Regis	71-58	W
D 2	at Niagara	84-69	W
D 5	at CCNY	69-71	L
D 7	at Eastern Kentucky	63-58	W
D 9	at Marshall	70-57	W
D 19	Indiana State	75-72	W
D 20	Indiana State	79-58	W
D 27	vs. Utah*	49-58	L
D 29	vs. New Mexico*	64-56	W
D 30	vs. Colorado State*	77-52	W
J 5	at Denver	53-47	W
J 6	at Denver	41-42	L
J 8	at No. 10 Wyoming	61-57	W
J 12	at Utah State	72-59	W
J 13	at Utah State	68-72	L
J 19	No. 13 Wyoming	64-58	W
J 20	No. 13 Wyoming	65-38	W
J 25	Denver	91-58	W
J 27	Denver	60-44	W
F 2	Utah State	83-57	W
F 3	Utah State	51-42	W
F 8	Colorado State	70-42	W
F 9	Colorado State	65-40	W
F 16	at Utah	73-60	W
F 17	Utah	49-54	L
F 23	at Colorado State	50-45	W
F 24	at Colorado State	60-51	W
F 26	at Wyoming	49-50	L
M 2	at Utah	58-67	L
M 3	Utah	69-50	W
M 12	vs. No. 10 St. Louis+	75-58	W
M 15	vs. Seton Hall+	69-59	W
M 17	vs. No. 13 Dayton+	62-43	W
M 21	vs. San Jose State#	68-61	W
M 23	vs. No. 4 Kansas State#	54-64	L
M 24	vs. No. 15 Washington#	67-80	L

* Conference Tournament

+ NIT (New York)

NCAA (Kansas City)

1951-52

Record, Conference: 14-10, 9-5, 2nd SC

H/A/N: 8-2/6-0/0-2

Long Win/Loss Streak: 5/2

Vs. Ranked Teams: 0-2

Coach: Stan Watts

DATE	OPPONENT	SCORE	W/L
D 1	Arizona	68-62	W
D 3	at Hamline	62-72	L
D 6	at St. John's	52-66	L
D 8	at Niagara	53-48	W
D 10	at Syracuse	58-63	L
D 12	at Toledo	58-57	W
D 21	Santa Clara	64-59	W
D 22	Santa Clara	66-61	W
D 28	vs. No. 1 Kentucky*	64-84	L
D 29	vs. Villanova*	58-72	L
J 11	Denver	55-51	W
J 12	Montana	80-56	W
J 19	Colorado State	68-47	W
J 24	at Denver	59-53	W
J 26	at New Mexico	72-49	W
F 1	at Utah State	40-57	L
F 2	Utah	48-51	L
F 8	at Montana	50-47	W
F 15	Utah State	69-67	W
F 16	Wyoming	43-48	L

F 23	New Mexico	90-61	W
F 29	at Colorado State	75-65	W
M 1	at No. 16 Wyoming	49-55	L
M 8	at Utah	50-61	L

* Sugar Bowl Tournament

1952-53

Record, Conference: 22-8, 11-3, 2nd SC

H/A/N: 12-0/8-7/2-1

Long Win/Loss Streak: 7/2

Vs. Ranked Teams: 1-1

Coach: Stan Watts

DATE	OPPONENT	SCORE	W/L
N 28	at Idaho State	69-44	W
N 29	at Idaho State	65-47	W
D 5	Cal State-LA	82-49	W
D 6	Cal State-LA	56-37	W
D 12	San Francisco	53-52	W
D 16	Washington State	64-44	W
D 19	at Oregon State	69-66	W
D 20	at Oregon State	65-67	L
D 22	No. 17 St. Louis	86-69	W
D 27	at Eastern Kentucky	67-69	L
D 29	vs. Duke*	69-68	W
D 30	vs. Wake Forest*	84-58	W
D 31	at No. 9 N.C. State*	59-75	L
J 3	at Utah State	72-66	W
J 8	at Denver	55-54	W
J 10	at New Mexico	73-57	W
J 16	at Montana	51-56	L
J 23	Wyoming	71-42	W
J 24	Colorado State	75-47	W
J 30	Montana	91-56	W
J 31	Utah State	77-60	W
F 7	at Saint Mary's (Calif.)	78-50	W
F 8	at Santa Clara	64-72	L
F 14	Utah	62-50	W
F 21	at Utah	73-50	W
F 27	at Wyoming	59-63	L
F 28	at Colorado State	57-63	L
M 5	Denver	69-40	W
M 6	New Mexico	61-43	W
M 9	vs. Niagara+	76-82	L

* Dixie Classic

+ NIT (New York)

1953-54

Record, Conference: 18-11, 9-5, 3rd SC

H/A/N: 12-2/6-0/0-3

Long Win/Loss Streak: 8/4

Highest Rank: 19th AP

Vs. Ranked Teams: 0-1

Coach: Stan Watts

DATE	OPPONENT	SCORE	W/L
D 4	Idaho State	70-59	W
D 5	Idaho State	63-50	W
D 11	TCU	59-48	W
D 12	TCU	71-61	W
D 18	Murray State	77-65	W
D 19	Murray State	89-66	W
D 22	San Francisco	68-61	W
D 26	at Manhattan*	75-58	W
D 28	vs. Duquesne*	47-69	L
D 30	vs. No. 13 La Salle*	62-74	L
J 2	at Bradley	50-77	L
J 5	at Saint Louis	74-86	L
J 8	Denver	81-58	W
J 9	New Mexico	76-63	W
J 14	at Utah State	68-73	L
J 16	at Montana	71-62	W
J 22	Montana	62-54	W
J 23	Utah State	75-63	W
J 29	at Washington	89-79	W
J 30	at Washington	51-55	L
F 12	at Wyoming	47-63	L
F 13	at Colorado State	76-77	L
F 19	at Utah	85-76	W
F 20	Utah	64-70	L
F 26	Wyoming	51-42	W
F 27	Colorado State	69-71	L
M 4	at New Mexico	84-79	W
M 6	at Denver	69-57	W
M 8	vs. Saint Francis PA+	68-81	L

* Holiday Festival

+ NIT (New York)

ALL-TIME SEASON RESULTS

1954-55

Record, Conference: 13-13, 10-4, 2nd SC
 H/A: 9-3/4-10
 Long Win/Loss Streak: 5/3
 Vs. Ranked Teams: 1-1
 Coach: Stan Watts

DATE	OPPONENT	SCORE	W/L
D 4	at Colorado	66-88	L
D 6	at Colorado	46-65	L
D 10	Washington	44-64	L
D 11	Washington (OT)	69-64	W
D 17	Baylor	78-66	W
D 18	Baylor	66-67	L
D 22	Michigan	70-60	W
D 30	at W. Kentucky	78-89	L
J 1	at Murray State (OT)	85-86	L
J 4	at Manhattan	75-78	L
J 6	at New Mexico	92-62	W
J 8	at Denver	90-68	W
J 14	Montana	92-68	W
J 15	Utah State	58-62	L
J 21	at Colorado State	74-68	W
J 22	at Wyoming	60-68	L
J 28	at Oregon	71-82	L
J 29	at Oregon	76-81	L
F 11	No. 5 Utah (OT)	76-74	W
F 12	at No. 5 Utah	71-78	L
F 17	at Utah State	71-76	L
F 19	at Montana	63-62	W
F 25	Colorado State	94-65	W
F 26	Wyoming	75-62	W
M 4	Denver	78-62	W
M 5	New Mexico	74-48	W

1955-56

Record, Conference: 18-8, 10-4, 2nd SC
 H/A/N: 12-2/5-6/1-0
 Long Win/Loss Streak: 6/2
 Highest Rank: 5th AP
 Vs. Ranked Teams: 0-2
 Coach: Stan Watts

DATE	OPPONENT	SCORE	W/L
D 2	UCLA	75-58	W
D 3	UCLA	67-65	W
D 9	Oregon	72-61	W
D 10	Oregon	83-52	W
D 16	Colorado	70-53	W
D 17	Colorado	84-53	W
D 21	at No. 2 North Carolina State	81-95	L
D 22	at Wake Forest	80-86	L
D 27	vs. Toledo*	89-70	W
D 28	at Detroit*	99-77	W
D 30	at Michigan	79-80	L
J 6	at Montana	73-64	W
J 13	Colorado State	61-49	W
J 14	Wyoming	74-48	W
J 21	No. 14 Oklahoma City	60-62	L
J 28	at Utah State	56-63	L
F 3	New Mexico	87-53	W
F 4	Denver	81-65	W
F 9	Utah State	92-62	W
F 11	at Utah	63-82	L
F 17	at Colorado State	59-70	L
F 18	at Wyoming	78-67	W
F 24	Utah	77-82	L
F 25	Montana	95-73	W
M 1	at New Mexico	75-69	W
M 3	at Denver	96-86	W

* Motor City Tournament

1956-57

Record, Conference: 19-9, 11-3, 1st SC
 H/A/N: 11-1/6-6/2-2
 Long Win/Loss Streak: 7/3
 Highest Rank: 14th UPI
 Final Rank: 14th UPI
 Vs. Ranked Teams: 1-1
 Coach: Stan Watts

DATE	OPPONENT	SCORE	W/L
N 20	Oregon State	55-62	L
D 1	Washington	70-66	W
D 6	at Iowa State	49-57	L
D 8	at Michigan State	61-79	L
D 14	at UCLA	69-74	L
D 15	at UCLA	59-58	L
D 21	Bowling Green	73-56	W
D 22	Bowling Green	78-69	W
D 26	at St. John's*	89-75	W
D 28	vs. Notre Dame*	66-91	L
D 29	vs. Ohio State	84-78	W
J 4	Montana	85-68	W
J 11	at Colorado State	66-61	L
J 12	at Wyoming	82-71	W
J 18	at Utah State	75-76	L
J 25	Utah State	93-76	W
J 26	Saint Mary's (Calif.)	69-65	W

F 2	at Denver	74-65	W
F 4	at New Mexico	73-60	W
F 10	Utah	81-77	W
F 15	Colorado State	81-66	W
F 16	Wyoming	69-47	W
F 21	at Utah	66-88	L
F 23	at Montana	63-71	L
M 1	New Mexico	67-41	W
M 2	Denver	65-51	W
M 15	vs. No. 13 California#	59-86	L
M 16	vs. No. 16 Idaho State#	65-54	W
* Holiday Festival Tournament			
# NCAA (Corvallis)			

1957-58

Record, Conference: 13-13, 9-5, T2nd SC
 H/A: 8-4/5-9
 Long Win/Loss Streak: 8/5
 Coach: Stan Watts

DATE	OPPONENT	SCORE	W/L
D 6	at Washington	45-43	W
D 7	at Washington	52-63	L
D 12	Iowa State	45-54	L
D 14	Portland	60-68	W
D 21	Oregon	55-63	L
D 23	Oregon	76-79	L
D 28	at Tennessee	68-83	L
D 30	at Alabama	74-77	L
J 2	at Vanderbilt	56-89	L
J 3	at Loyola (New Orleans)	90-84	W
J 10	at Montana	69-71	L
J 11	at Montana State	64-80	L
J 17	Colorado State	90-80	W
J 18	Wyoming	62-50	W
J 24	at Utah	81-67	W
J 31	at Utah State	67-55	W
F 1	Montana State	67-53	W
F 7	New Mexico	66-53	W
F 8	Denver	72-60	W
F 15	Utah State	69-66	W
F 21	at Wyoming	46-74	L
F 22	at Colorado State	49-74	L
F 27	Utah	56-74	L
M 1	Montana	81-73	W
M 6	at Denver	57-65	L
M 8	at New Mexico	77-54	W

1958-59

Record, Conference: 15-11, 8-6, 4th SC
 H/A/N: 11-2/4-7/0-2
 Long Win/Loss Streak: 5/3
 Vs. Ranked Teams: 1-1
 Coach: Stan Watts

DATE	OPPONENT	SCORE	W/L
D 3	at Portland	77-72	W
D 5	at Oregon (OT)	75-79	L
D 6	at Oregon	67-71	L
D 12	Washington State	72-59	W
D 15	No. 3 Kansas State	77-68	W
D 19	Santa Clara	80-59	W
D 20	Santa Clara	75-65	W
D 22	Saint Mary's (Calif.)	72-67	W
D 27	vs. Dartmouth*	75-88	L
D 29	vs. Seton Hall* (OT)	80-82	L
J 1	at Ohio State	81-100	L
J 3	at Dayton	70-62	W
J 10	Montana	82-59	W
J 16	at Colorado State	62-72	L
J 17	at Wyoming	73-71	W
J 23	No. 20 Utah	56-70	L
J 30	Utah State	77-54	W
F 5	at New Mexico	85-77	W
F 7	at Denver	90-101	L
F 14	at Utah State	67-74	L
F 20	Wyoming	78-43	W
F 21	Colorado State	88-63	W
F 26	Utah (OT)	74-76	L
F 28	at Montana	68-93	L
M 6	Denver	72-67	W
M 7	New Mexico	92-62	W

* Queen City Invitational

1959-60

Record, Conference: 8-17, 5-9, 5th SC
 H/A/N: 4-7/3-10/1-0
 Long Win/Loss Streak: 5/1
 Vs. Ranked Teams: 0-5
 Coach: Stan Watts

DATE	OPPONENT	SCORE	W/L
D 4	Washington	54-52	W
D 5	Washington	52-60	L
D 11	at UCLA	42-62	L
D 12	at So. California	61-79	L
D 18	at Kansas State	55-86	L
D 19	at Kansas	64-96	L
D 21	Michigan State	79-75	W

D 22	No. 3 Ohio State	79-91	L
D 28	at Miami (Fla.)	93-110	L
D 29	vs. Florida	74-65	W
J 2	at Loyola (New Orleans) (OT)	76-84	L
J 9	at Montana	63-58	W
J 15	Colorado State	51-53	L
J 16	Wyoming	73-52	W
J 22	at No. 7 Utah	69-76	L
J 29	at No. 9 Utah State	53-84	L
F 5	New Mexico	95-67	W
F 6	Denver	66-86	L
F 13	No. 7 Utah State	64-75	L
F 19	at Wyoming	75-70	W
F 20	at Colorado State	53-65	L
F 25	No. 5 Utah	75-87	L
F 27	Montana	67-87	L
M 3	at Denver	68-88	L
M 5	at New Mexico	75-69	W

1960-61

Record, Conference: 15-11, 9-5, 3rd SC
 H/A/N: 10-4/4-6/1-1
 Long Win/Loss Streak: 4/2
 Vs. Ranked Teams: 1-1
 Coach: Stan Watts

DATE	OPPONENT	SCORE	W/L
D 2	at Washington	65-63	W
D 3	at Washington	54-74	L
D 9	Oklahoma	56-60	L
D 10	Miami (Fla.)	112-80	W
D 12	TCU	74-65	W
D 15	Memphis State	72-75	L
D 17	New Mexico State	65-69	L
D 20	No. 20 Kansas	80-70	W
D 22	Kent State	66-51	W
D 27	at No. 5 Louisville	67-95	L
D 29	vs. Citadel*	83-94	L
D 30	vs. Louisiana State*	67-57	W
J 7	Montana	74-66	W
J 13	at Colorado State	49-73	L
J 14	at Wyoming	71-79	L
J 20	Utah	91-86	W
J 27	Utah State	75-57	W
F 2	at New Mexico	97-76	W
F 4	at Denver	89-60	W
F 13	at Utah State	73-94	L
F 17	Wyoming	89-80	W
F 18	Colorado State	58-65	L
F 23	at Utah	80-95	L
F 25	at Montana	72-64	W
M 3	Denver	74-67	W
M 4	New Mexico	70-65	W

* Poinsettia Tournament

1961-62

Record, Conference: 10-16, 5-9, 4th SC
 H/A: 8-4/2-12
 Long Win/Loss Streak: 2/3
 Coach: Stan Watts

DATE	OPPONENT	SCORE	W/L
D 1	UCLA	68-66	W
D 2	UCLA	86-83	W
D 8	at Santa Clara	53-64	L
D 9	at Santa Clara	55-72	L
D 15	at Oklahoma State	44-61	L
D 16	at Oklahoma	81-74	W
D 18	Air Force	66-68	L
D 20	San Jose State*	54-60	W
D 22	Pacific	69-67	W
D 27	at New Mexico State	64-70	L
D 29	at Arizona	58-60	L
J 6	at Montana	63-59	W
J 12	Wyoming	73-63	W
J 13	Colorado State	69-75	L
J 23	at Utah	89-94	L
J 26	at Utah State	69-88	L
F 2	Denver	98-73	W
F 3	New Mexico	76-74	W
F 10	Utah State	70-80	L
F 15	at Colorado State	65-73	L
F 17	at Wyoming	71-87	L
F 22	Montana	80-66	W
F 24	Utah	101-106	L
M 1	at New Mexico	70-80	L
M 3	at Denver	88-91	L

* SJSU forfeited game

ALL-TIME SEASON RESULTS

1962-63

Record, Conference: 12-14, 6-4, 2nd WAC
H/A/N: 7-6/4-8/1-0
Long Win/Loss Streak: 4/5
Vs. Ranked Teams: 0-3
Coach: Stan Watts

DATE	OPPONENT	SCORE	W/L
N 30	at Oregon	80-75	W
D 1	at Oregon	62-80	L
D 7	Oklahoma City	71-79	L
D 8	Oklahoma City	61-70	L
D 14	Wichita State	61-67	L
D 15	Wichita State (OT)	89-91	L
D 21	Baylor	79-65	W
D 22	Baylor	75-57	W
D 26	at La Salle*	84-73	W
D 28	vs. Providence*	81-78	W
D 29	at St. Joseph's*	64-76	L
D 31	at No. 2 Ohio State	91-97	L
J 2	at Memphis State	76-99	L
J 5	at Utah State	58-69	L
J 11	at No. 3 Arizona State	84-89	L
J 12	at Arizona	80-75	W
J 19	Utah	71-53	W
J 26	Utah State	67-70	L
F 2	Montana	83-80	W
F 8	New Mexico	76-73	W
F 9	Wyoming	89-77	W
F 15	Arizona	77-72	W
F 16	No. 5 Arizona State	87-104	L
F 23	at Utah	100-106	L
F 28	at Wyoming	80-76	W
M 2	at New Mexico	59-84	L

* Quaker City Tournament

1963-64

Record, Conference: 13-12, 5-5, 3rd WAC
H/A/N: 7-4/4-7/2-1
Long Win/Loss Streak: 4/3
Vs. Ranked Teams: 0-1
Coach: Stan Watts

DATE	OPPONENT	SCORE	W/L
D 6	at UCLA	71-113	L
D 7	at So. California	74-67	W
D 12	Oklahoma State	64-71	L
D 14	Air Force	61-65	L
D 20	Rice	89-78	W
D 23	Michigan State	95-90	W
D 27	vs. Seattle*	77-74	W
D 28	vs. Oregon*	80-70	W
D 30	vs. No. 9 Oregon State	58-68	L
J 2	at Montana	89-65	W
J 4	at Montana State	96-83	W
J 10	New Mexico	57-59	L
J 11	Wyoming	96-91	W
J 18	at Denver	65-71	L
J 25	at Utah State	90-105	L
J 31	Utah State	73-90	L
F 1	Denver	57-56	W
F 8	at Utah	89-91	L
F 14	at Arizona State	85-110	L
F 15	at Arizona	67-80	L
F 22	Utah	75-72	W
F 28	Arizona State	106-90	W
F 29	Arizona	84-71	W
M 5	at New Mexico	80-84	L
M 7	at Wyoming	96-90	W

* Far West Classic

1964-65

Record, Conference: 21-7, 8-2, 1st WAC
H/A/N: 13-2/6-4/2-1
Long Win/Loss Streak: 7/2
Highest Rank: 9th AP
Final Rank: 9th AP
Vs. Ranked Teams: 0-3
Coach: Stan Watts

DATE	OPPONENT	SCORE	W/L
D 4	Oregon	99-70	W
D 5	Oregon	98-79	W
D 11	at No. 2 Wichita State	76-93	L
D 12	at No. 2 Wichita State	65-81	L
D 18	Santa Clara	102-82	W
D 19	Santa Clara	109-80	W
D 22	Ohio State	112-71	W
D 28	vs. Creighton*	109-74	W
D 29	vs. DePaul*	75-84	L
D 30	vs. Xavier*	115-103	W
J 6	Seattle	92-72	W
J 9	at Utah State	99-90	W
J 15	at Arizona	73-75	L
J 16	at Arizona State	111-102	W
J 23	Utah	98-67	W
J 29	at Air Force	110-77	W
J 30	at Denver	96-85	W
F 4	Marquette	91-64	W

F 6	Utah State	89-80	W
F 11	at Wyoming	96-94	W
F 13	at New Mexico	70-89	L
F 20	at Utah	108-99	W
F 26	Arizona	92-88	W
F 27	Arizona State	104-91	W
M 5	Wyoming	102-87	W
M 6	New Mexico	70-67	W
M 13	No. 2 UCLA*	76-100	L
M 14	Oklahoma City#	102-112	L

1965-66

Record, Conference: 20-5, 6-4, 2nd WAC
H/A/N: 11-0/4-5/5-0
Long Win/Loss Streak: 6/2
Highest Rank: 6th AP
Vs. Ranked Teams: 1-0
Coach: Stan Watts

DATE	OPPONENT	SCORE	W/L
D 3	Illinois	109-98	W
D 4	Houston	111-82	W
D 10	Americas	123-66	W
D 17	at Santa Clara	103-85	W
D 18	at Santa Clara	87-79	W
D 21	No. 2 St. Joseph's	103-83	W
D 27	at La Salle	69-71	L
D 29	vs. St. Bonaventure	99-87	W
D 30	vs. Cornell	105-92	W
J 7	Arizona State	95-81	W
J 8	Arizona	87-74	W
J 13	at New Mexico	78-81	L
J 15	at Wyoming	101-107	L
J 22	Utah State	115-81	W
F 5	at Utah	94-93	W
F 11	at Utah State	96-88	W
F 12	Denver	102-76	W
F 18	at Arizona State	94-101	L
F 19	at Arizona	62-76	L
F 25	New Mexico	89-60	W
F 26	Wyoming	98-90	W
M 5	Utah	115-100	W
M 14	vs. Temple+	90-78	W
M 17	vs. Army+	66-60	W
M 19	vs. NYU+	97-84	W

1966-67

Record, Conference: 14-10, 8-2, T1st WAC
H/A/N: 10-0/3-7/1-3
Long Win/Loss Streak: 5/2
Highest Rank: 7th AP
Vs. Ranked Teams: 1-2
Coach: Stan Watts

DATE	OPPONENT	SCORE	W/L
D 2	New Mexico State	97-66	W
D 9	Denver	87-64	W
D 10	Saint Mary's (Calif.)	108-57	W
D 16	at Seattle (OT)	83-85	L
D 17	at Oregon State	76-92	L
D 20	Loyola (Ill.)	113-98	W
D 26	vs. St. Joseph's*	61-67	L
D 27	vs. St. Bonaventure*	96-84	W
D 30	at No. 8 St. John's*	73-76	L
J 2	at Marquette	70-81	L
J 6	Utah State	92-66	W
J 13	at Arizona	77-64	W
J 14	at Arizona State (OT)	78-74	W
J 20	Wyoming	97-75	W
J 21	No. 9 New Mexico	89-73	W
J 28	vs. No. 6 UTEP	76-85	L
F 4	at Utah State	88-113	L
F 11	Utah	64-62	W
F 17	at Utah	61-60	W
F 23	at New Mexico	75-97	L
F 25	at Wyoming	56-67	L
M 3	Arizona State	110-93	W
M 4	Arizona	70-58	W
M 11	vs. Wyoming	63-70	L

* Holiday Festival

1967-68

Record, Conference: 13-12, 4-6, T4th WAC
H/A/N: 8-2/2-10/3-0
Long Win/Loss Streak: 3/3
Vs. Ranked Teams: 0-3
Coach: Stan Watts

DATE	OPPONENT	SCORE	W/L
D 2	at Denver	88-78	W
D 4	Texas Tech	72-58	W
D 9	Texas	63-50	W
D 14	at Illinois	55-63	L
D 16	at No. 2 Houston	69-102	L
D 22	Santa Clara	75-80	L
D 23	Santa Clara	91-46	W

D 28	vs. Xavier*	87-75	W
D 29	vs. Virginia Tech*	97-64	W
D 30	at Oklahoma City*	88-91	L
J 1	at St. Joseph's	74-88	L
J 6	Utah State	104-98	W
J 12	Arizona	72-62	W
J 13	Arizona State	94-78	W
J 18	at Wyoming	70-81	L
J 20	at No. 6 New Mexico	69-84	L
J 26	vs. UTEP	81-59	W
J 27	at Loyola (Ill.)	65-67	L
F 1	at Utah State	118-103	W
F 10	at Utah	89-91	L
F 16	No. 5 New Mexico	67-76	L
F 17	Wyoming	101-77	W
F 24	Utah	93-90	W
M 1	at Arizona State	97-99	L
M 2	at Arizona	85-96	L

* All College Tournament

1968-69

Record, Conference: 16-12, 6-4, T1st WAC
H/A/N: 11-1/2-9/3-2
Long Win/Loss Streak: 5/2
Vs. Ranked Teams: 0-2
Coach: Stan Watts

DATE	OPPONENT	SCORE	W/L
N 30	So. California	95-86	W
D 5	at New Mexico State	65-83	L
D 7	Seattle	102-90	W
D 13	at San Francisco*	75-79	L
D 14	vs. No. 12 Houston*	75-98	L
D 20	Oregon State	89-67	W
D 21	Denver	97-67	W
D 23	Syracuse	73-77	L
D 26	vs. California ^	82-74	W
D 28	vs. Oregon ^ (OT)	74-82	L
D 30	vs. Oregon State (OT)	69-64	W
J 3	at Stanford	95-89	W
J 4	at Stanford	78-94	L
J 11	at Utah State	84-91	L
J 16	Wyoming	89-78	W
J 18	New Mexico	75-65	W
J 23	at Arizona	70-76	L
J 25	at Arizona State	94-109	L
J 30	Utah State	113-82	W
F 1	Saint Francis	98-85	W
F 8	Utah	73-67	W
F 13	Arizona State	102-89	W
F 15	Arizona	70-66	W
F 22	at Utah	85-98	L
F 27	at New Mexico (OT)	77-71	W
M 1	at Wyoming	69-79	L
M 5	vs. Wyoming	95-82	W
M 8	at New Mexico State#	62-74	L

* Cable Car Classic

^ Far West Classic

NCAA (Las Cruces)

1969-70

Record, Conference: 8-18, 4-10, 7th WAC
H/A/N: 6-6/1-10/1-2
Long Win/Loss Streak: 2/7
Vs. Ranked Teams: 0-2
Coach: Stan Watts

DATE	OPPONENT	SCORE	W/L
D 5	California	98-79	W
D 6	California	75-77	L
D 11	No. 3 New Mexico State (OT)	78-80	L
D 13	San Jose State	92-77	W
D 18	at Texas Tech	88-81	W
D 20	at Texas (20T)	73-76	L
D 22	at Denver	56-73	L
D 27	vs. Cornell*	62-68	L
D 29	vs. Georgia* (20T)	89-82	W
D 30	vs. Wake Forest*	93-108	L
J 3	at Utah	76-82	L
J 8	at Arizona	77-90	L
J 10	at Arizona State	88-98	L
J 15	at Utah State	94-97	L
J 24	Utah	81-91	L
J 29	New Mexico	77-90	L
J 31	UTEP	87-72	W
F 5	at Colorado State	71-94	L
F 7	at Wyoming	73-98	L
F 12	Arizona State	97-91	W
F 14	Arizona	93-78	W
F 19	Wyoming	71-73	L
F 21	Colorado State	96-84	W
F 26	at UTEP	70-81	L
F 28	at New Mexico	68-82	L
M 4	No. 18 Utah State	73-86	L

* Quaker City Tournament

ALL-TIME SEASON RESULTS

1970-71

Record, Conference: 18-11, 10-4, 1st WAC
 H/A/N: 12-0/5-9/1-2
 Postseason: 0-2 NCAA
 Long Win/Loss Streak: 5/3
 Highest Rank: 20th AP
 Final Rank: 20th AP
 Vs. Ranked Teams: 3-3
 Coach: Stan Watts

DATE	OPPONENT	SCORE	W/L
D 4	Stanford	70-62	W
D 5	Stanford	85-64	W
D 7	New Mexico State	86-75	W
D 11	at No. 9 So. California	65-101	L
D 12	at Oregon State	80-99	L
D 14	at Seattle	80-99	L
D 16	Denver	100-72	W
D 19	No. 15 Utah State	111-83	L
D 22	at Santa Clara*	68-67	W
D 29	vs. No. 11 Villanova* (OT)	102-93	W
D 30	at Hawaii*	90-94	L
J 8	at New Mexico	72-62	L
J 9	at UTEP	64-66	L
J 15	Colorado State	75-73	W
J 17	Wyoming	82-68	W
J 23	at No. 12 Utah State	70-72	L
J 28	at Arizona State	86-87	L
J 30	at Arizona	76-81	L
F 6	Utah	103-89	W
F 11	UTEP	75-48	W
F 13	New Mexico	70-68	W
F 19	at Wyoming	72-78	L
F 20	at Colorado State (2OT)	98-92	W
F 26	Arizona	95-83	W
F 27	Arizona State	83-74	W
M 6	at Utah	98-87	W
M 13	at No. 16 Utah State	91-82	W
M 18	vs. No. 1 UCLA#	73-91	L
M 20	vs. Pacific#	81-84	L

1971-72

Record, Conference: 21-5, 12-2, 1st WAC
 H/A/N: 12-0/7-3/2-2
 Long Win/Loss Streak: 10/1
 Highest Rank: 6th AP
 Final Rank: 9th AP
 Vs. Ranked Teams: 0-2
 Coach: Stan Watts

DATE	OPPONENT	SCORE	W/L
D 3	Kansas State*	78-72	W
D 4	St. Joseph's*	73-72	W
D 9	New Mexico State	90-80	W
D 11	Creighton	96-68	W
D 15	at Oklahoma State	84-74	W
D 17	at Kansas ^	67-83	L
D 18	vs. Cincinnati ^	82-79	W
D 22	at Utah State	87-84	W
D 28	vs. No. 7 Indiana+	50-61	L
D 29	vs. Rice+	96-73	W
J 7	Arizona State	111-102	W
J 8	Arizona	88-67	W
J 15	at Utah	67-61	W
J 22	Utah State	101-82	W
J 27	at Colorado State	75-68	W
J 29	at Wyoming	101-74	W
F 3	New Mexico	70-62	W
F 5	UTEP (2OT)	57-53	W
F 11	at Arizona	86-78	W
F 12	at Arizona State	95-99	L
F 19	Utah	79-66	W
F 25	Wyoming	70-56	W
F 26	Colorado State	105-85	W
M 3	at UTEP	69-73	L
M 4	at New Mexico	61-60	W
M 11	vs. No. 5 Long Beach State# (OT)	90-95	L

1972-73

Record, Conference: 19-7, 9-5, T2nd WAC
 H/A/N: 11-3/5-3/3-1
 Long Win/Loss Streak: 9/2
 Highest Rank: 12th AP
 Vs. Ranked Teams: 2-1
 Coach: Glenn Potter

DATE	OPPONENT	SCORE	W/L
D 1	Santa Clara	84-73	W
D 2	Santa Clara	64-66	L
D 7	vs. No. 18 Michigan	83-77	W
D 9	Wisconsin-Milwaukee	101-83	W
D 13	Oklahoma State	96-69	W



GLENN POTTER

Years: 1972-75 (3)
 Record: 42-36 (.538)

D 16	Utah State	88-80	W
D 22	Cal-State Fullerton	89-68	W
D 28	vs. Texas A&M*	83-81	W
D 29	vs. No. 12 Florida State*	80-77	W
D 30	vs. No. 6 Long Beach State*	89-101	L
J 5	Colorado State (OT)	86-93	L
J 6	Wyoming	62-58	W
J 11	at New Mexico	62-69	L
J 12	at UTEP	56-55	W
J 17	Niagara	93-83	W
J 20	at Utah State	79-69	W
J 25	Arizona	93-79	W
J 27	Arizona State	81-67	W
F 3	Utah	89-73	W
F 9	at Wyoming	67-54	W
F 10	at Colorado State	78-74	W
F 15	UTEP	48-43	W
F 17	New Mexico	66-76	L
F 23	at Arizona State	90-86	W
F 24	at Arizona	94-100	L
M 3	at Utah	71-86	L

* All College Tournament

1973-74

Record, Conference: 11-15, 6-8, 6th WAC
 H/A/N: 6-4/3-10/2-1
 Long Win/Loss Streak: 3/4
 Vs. Ranked Teams: 1-3
 Coach: Glenn Potter

DATE	OPPONENT	SCORE	W/L
N 30	Weber State	77-76	W
D 1	Idaho State	83-82	W
D 7	at New Mexico State	72-78	L
D 8	at New Mexico State	74-93	L
D 13	at Denver	97-87	W
D 15	at No. 15 Kansas State	85-95	L
D 17	at Creighton in Omaha	86-99	L
D 22	Utah State	86-87	L
D 26	vs. No. 7 Indiana*	52-96	L
D 28	vs. Army*	81-72	W
D 29	vs. West Virginia*	85-83	W
J 4	at UTEP	62-58	W
J 5	at No. 12 New Mexico	75-84	L
J 12	at Utah	86-104	L
J 19	at Utah State	86-93	L
J 25	No. 20 Arizona State	89-71	W
J 26	Arizona	91-93	L
J 31	at Colorado State	52-69	L
F 2	at Wyoming (OT)	78-75	W
F 7	New Mexico	77-96	L
F 9	UTEP	56-54	W
F 16	Utah	74-89	L
F 21	at Arizona	90-118	L
F 23	at Arizona State	77-100	L
F 28	Wyoming	74-62	W
M 2	Colorado State	70-69	W

1974-75

Record, Conference: 12-14, 5-9, 6th WAC
 H/A: 9-6/3-8
 Long Win/Loss Streak: 3/4
 Vs. Ranked Teams: 1-4
 Coach: Glenn Potter

DATE	OPPONENT	SCORE	W/L
N 29	Texas	80-72	W
D 6	at Weber State	63-76	L
D 7	Wichita State	69-80	L

D 13	at San Francisco	84-103	L
D 14	at Seattle	85-72	W
D 20	Rhode Island	82-49	W
D 21	Denver	90-89	W
D 28	Utah State	79-83	L
D 30	Bradley	100-87	W
D 31	Davidson	90-76	W
J 4	NE Louisiana	100-81	W
J 10	No. 12 Arizona State	80-110	L
J 11	No. 10 Arizona	66-83	L
J 18	at Utah	73-91	L
J 24	at UTEP	60-86	L
J 25	at New Mexico	96-78	W
F 1	at Utah State	84-92	L
F 7	Colorado State	88-76	W
F 8	Wyoming	75-73	W
F 14	at No. 19 Arizona	81-97	L
F 15	at No. 8 Arizona State	79-99	L
F 22	Utah	73-79	L
F 28	New Mexico (OT)	72-77	L
M 1	No. 15 UTEP	65-54	W
M 7	at Wyoming	67-64	W
M 8	at Colorado State	81-92	L



FRANK ARNOLD

Years: 1975-83 (8)
 Record: 137-94 (.593)

1975-76

Record, Conference: 12-14, 6-8, T5th WAC
 H/A/N: 7-5/4-9/1-0
 Long Win/Loss Streak: 3/5
 Coach: Frank Arnold

DATE	OPPONENT	SCORE	W/L
D 4	at Pacific	66-71	L
D 6	at Pacific	89-62	W
D 12	Long Beach State*	84-76	W
D 13	St. John's*	65-78	L
D 17	at Utah State	76-87	L
D 19	Nevada-Reno	85-76	W
D 20	Weber State	89-80	W
D 22	at New Mexico State	79-90	L
D 29	vs. Texas ^ (OT)	91-86	W
D 30	at Old Dominion ^	80-77	W
J 2	at Niagara	60-75	L
J 10	Utah State	73-75	L
J 16	at Arizona	78-79	L
J 17	at Arizona State	68-83	L
J 24	Utah	74-76	L
J 30	New Mexico	81-67	W
J 31	UTEP	56-57	L
F 6	at Wyoming	94-80	W
F 7	at Colorado State	84-93	L
F 13	Arizona State	93-89	W
F 14	Arizona (OT)	79-74	W
F 21	at Utah	84-83	W
F 26	at UTEP	50-51	L
F 28	at New Mexico	74-79	L
M 5	Colorado State	81-85	L
M 6	Wyoming	82-60	W

* Cougar Classic

^ Old Dominion Classic

ALL-TIME SEASON RESULTS

1976-77

Record, Conference: 12-15, 4-10, 7th WAC
H/A/N: 6-6/4-9/2-0
Long Win/Loss Streak: 3/5
Vs. Ranked Teams: 0-4
Coach: Frank Arnold

DATE	OPPONENT	SCORE	W/L
N 26	Idaho State	102-84	W
N 27	at Weber State	75-96	L
D 1	Boise State	76-75	W
D 4	at Utah State (OT)	93-95	L
D 10	Seattle*	91-65	W
D 11	Niagara*	65-52	W
D 18	at Davidson	89-61	W
D 20	at No. 11 North Carolina	93-113	L
D 22	at Wichita State	63-69	L
D 27	vs. St. Joseph's ^	68-56	L
D 29	at Oklahoma City ^	68-78	L
D 30	vs. California ^	75-70	W
J 8	Utah State	85-77	W
J 14	Colorado State	41-49	L
J 15	Wyoming	97-64	W
J 20	at Arizona State (OT)	84-86	L
J 22	at No. 16 Arizona	85-113	L
J 27	UTEP	54-62	L
J 29	New Mexico	65-73	L
F 5	at Utah	61-81	L
F 10	at Wyoming	82-72	W
F 12	at Colorado State	67-78	L
F 17	No. 17 Arizona	62-64	L
F 19	Arizona State	65-84	L
F 25	at New Mexico	88-80	W
F 26	at UTEP	65-63	W
M 5	No. 20 Utah	54-67	L

* Cougar Classic
^ All College Tournament

1977-78

Record, Conference: 12-18, 6-8, T4th WAC
H/A/N: 9-4/3-12/0-2
Long Win/Loss Streak: 3/4
Vs. Ranked Teams: 0-4
Coach: Frank Arnold

DATE	OPPONENT	SCORE	W/L
N 26	at UCLA	73-75	L
N 28	Long Beach State	100-91	W
N 29	at Nevada-Reno	66-100	L
D 3	at Idaho State	87-94	L
D 9	Montana*	72-76	L
D 10	Cal-State Fullerton*	75-80	L
D 13	McNeese State	78-68	W
D 16	at Illinois	74-81	L
D 17	at Bradley	86-79	W
D 21	at Utah State	89-91	L
D 23	at San Diego State	88-104	L
D 28	vs. No. 2 North Carolina ^	81-94	L
D 29	vs. Rhode Island ^	87-92	L
D 30	at Hawaii ^	88-78	W
J 3	Weber State	81-76	W
J 7	Utah State (2OT)	85-84	W
J 12	at Wyoming	82-89	L
J 14	at Colorado State	66-76	L
J 19	Arizona	87-86	W
J 21	Arizona State	96-89	W
J 26	at No. 10 New Mexico	82-95	L
J 28	at UTEP (OT)	78-76	W
F 4	Utah	76-89	L
F 10	Colorado State	98-81	W
F 11	Wyoming	76-56	W
F 16	at Arizona State	75-76	L
F 18	at Arizona	90-104	L
F 23	UTEP	73-64	W
F 25	No. 5 New Mexico	66-71	L
M 4	at No. 19 Utah	74-81	L

* Cougar Classic
^ Rainbow Classic

1978-79

Record, Conference: 20-8, 10-2, 1st WAC
H/A/N: 14-0/5-6/1-2
Long Win/Loss Streak: 5/2
Vs. Ranked Teams: 0-2
Coach: Frank Arnold

DATE	OPPONENT	SCORE	W/L
N 24	Hawaii	93-69	W
N 25	Portland State	111-82	W
D 1	at Baylor	92-86	W
D 2	at No. 13 Texas	57-96	L
D 6	Utah State	99-80	W
D 8	St. Joseph's*	90-71	W
D 9	Purdue*	76-64	W
D 14	at Rhode Island	76-85	L
D 16	at St. John's	83-90	L
D 21	Harvard	113-72	W
D 23	Oral Roberts	120-104	W
D 29	vs. Georgia Tech ^	81-83	L

D 30	vs. Houston ^	84-77	W
J 4	Denver	92-53	W
J 6	at Utah State	68-84	L
J 11	UTEP	80-56	W
J 13	New Mexico	100-83	W
J 20	at Utah	90-76	W
J 25	at Colorado State	98-83	W
J 27	at Wyoming (OT)	69-71	L
F 3	San Diego State	88-80	W
F 9	at New Mexico	65-66	L
F 10	at UTEP	77-58	W
F 17	Utah	76-50	W
F 22	Wyoming	78-73	W
F 24	Colorado State	66-61	W
M 1	at San Diego State	96-95	W
M 10	vs. No. 19 San Francisco#	63-86	L

1979-80

Record, Conference: 24-5, 13-1, 1st WAC
H/A/N: 12-2/10-1/2-2
Long Win/Loss Streak: 12/1
Highest Rank: 12th AP
Final Rank: 12th AP
Vs. Ranked Teams: 0-1
Coach: Frank Arnold

DATE	OPPONENT	SCORE	W/L
N 30	Illinois	76-86	L
D 1	Baylor	100-58	W
D 7	at Tulsa	73-71	W
D 8	at Oral Roberts	76-75	W
D 11	Cal-State Fullerton	80-64	W
D 14	UC Santa Barbara*	87-65	W
D 15	La Salle* (3OT)	108-106	W
D 18	at Long Beach State	76-78	L
D 22	at Utah State	89-84	W
D 26	vs. Penn State ^	58-50	W
D 28	vs. No. 18 Oregon State ^	71-86	L
D 29	vs. NC-Charlotte ^	104-91	W
J 3	at New Mexico	75-63	W
J 5	at UTEP	70-69	W
J 12	Utah	89-72	W
J 18	Wyoming	53-56	L
J 19	Colorado State	104-82	W
J 24	at San Diego State	123-91	W
J 26	at Hawaii	34-33	W
J 31	UTEP	89-81	W
F 2	New Mexico	89-68	W
F 9	at Utah	83-82	W
F 12	Utah State	84-83	W
F 16	Alaska	93-59	W
F 21	at Colorado State	111-86	W
F 23	at Wyoming	39-30	W
F 28	Hawaii	107-82	W
M 1	San Diego State	114-81	W
M 8	vs. Clemson#	66-71	L

* Cougar Classic
^ Far West Classic
NCAA (Ogden)

1980-81

Record, Conference: 25-7, 12-4, 3rd WAC
H/A/N: 13-0/8-6/4-1
Long Win/Loss Streak: 7/1
Highest Rank: 15th AP
Final Rank: 16th AP
Vs. Ranked Teams: 4-2
Coach: Frank Arnold

DATE	OPPONENT	SCORE	W/L
N 28	at Washington	80-70	W
N 29	at Oregon State	68-75	L
D 6	at Utah State	82-79	W
D 12	North Texas*	108-92	W
D 13	Saint Mary's*	95-76	W
D 16	Michigan State	82-50	W
D 19	vs. No. 17 Illinois ^	80-75	W
D 20	at Tennessee ^	65-81	L
D 23	at Weber State	85-78	W
D 27	Utah State	104-89	W
J 2	at Air Force	77-65	W
J 3	at UNLV (OT)	92-90	W
J 8	San Diego State	84-73	W
J 10	Hawaii	91-74	W
J 15	at New Mexico	92-87	W
J 17	at UTEP	62-64	L
J 23	Colorado State	66-46	W
J 24	Wyoming	84-70	W
J 31	at No. 9 Utah	56-60	L
F 6	UNLV	86-77	W
F 7	Air Force	62-51	W
F 12	at Hawaii	77-72	L
F 14	at San Diego State	72-73	L
F 19	UTEP	84-75	W
F 21	New Mexico	78-72	W
F 26	at Wyoming (2OT)	84-86	L

F 28	at Colorado State	80-69	W
M 7	No. 9 Utah	95-76	W
M 12	vs. Princeton#	60-51	W
M 14	vs. No. 10 UCLA#	78-55	W
M 19	vs. No. 7 Notre Dame#	51-50	W
M 21	vs. No. 5 Virginia#	60-74	L

* Cougar Classic
^ Volunteer Classic
NCAA (Providence/Atlanta)

1981-82

Record, Conference: 17-13, 9-7, T4th WAC
H/A/N: 11-5/6-7/0-1
Long Win/Loss Streak: 6/3
Highest Rank: 15th AP
Vs. Ranked Teams: 0-1
Coach: Frank Arnold

DATE	OPPONENT	SCORE	W/L
N 21	vs. Virginia*	61-63	L
N 27	at UCLA	79-75	W
N 28	at Cal-State Fullerton	81-66	W
D 4	Oregon State	44-56	L
D 5	No. 18 UNLV	63-66	L
D 8	at Utah State	51-43	W
D 11	Idaho State ^	77-71	W
D 12	Western Carolina ^	86-63	W
D 15	Weber State	63-55	W
D 18	at Princeton	39-38	W
D 22	Cal Poly-Pomona	89-65	W
D 26	Utah State	74-79	L
J 2	UTEP	67-60	W
J 4	New Mexico	76-58	W
J 7	at Colorado State	40-50	L
J 9	at Wyoming	42-61	L
J 15	Utah	74-51	W
J 21	Air Force	54-40	W
J 23	Wyoming	25-27	L
J 28	at San Diego State	66-80	L
J 30	at Hawaii	60-62	L
F 6	Colorado State	60-54	W
F 12	at UNLV	50-52	L
F 13	at Air Force	49-41	W
F 19	at Utah	61-68	L
F 25	Hawaii	75-66	W
F 27	San Diego State	106-66	W
M 4	at UTEP	45-43	W
M 6	at New Mexico	65-67	L
M 10	Washington+	63-66	L

* Hall of Fame Classic
^ Cougar Classic
+ NIT (Provo)


1982-83

Record, Conference: 15-14, 11-5, T1st WAC
H/A/N: 9-6/6-7/0-1
Long Win/Loss Streak: 5/5
Vs. Ranked Teams: 0-1
Coach: Frank Arnold

DATE	OPPONENT	SCORE	W/L
N 26	UCLA	82-85	L
N 27	Iowa	80-91	L
N 30	Utah State	69-75	L
D 4	at Michigan State	55-63	L
D 10	Long Beach State* (OT)	77-81	L
D 11	Fordham*	70-62	W
D 14	at Utah State	68-80	L
D 18	at Boise State	68-67	W
D 21	Providence	66-52	W
D 27	at No. 7 St. John's ^	64-75	L
D 29	vs. St. Joseph's ^	65-68	L
D 31	Princeton	51-32	W
J 6	at Weber State (2OT)	81-84	L
J 14	San Diego State	96-74	W
J 15	Hawaii	86-62	W
J 20	at Colorado State	77-63	W
J 22	at Wyoming	82-64	W
J 24	at Air Force	73-61	W
J 27	UTEP	49-65	L
J 29	New Mexico	66-48	W
F 5	at Utah	72-75	L
F 10	at Hawaii	69-80	L
F 12	at San Diego State	69-67	W
F 17	Colorado State	69-58	W
F 19	Air Force	66-57	W
F 25	at New Mexico	70-71	L
F 27	at UTEP	58-54	W
M 5	Utah (3OT)	62-64	L
M 12	Wyoming	54-41	W

* Cougar Classic
^ Holiday Festival

ALL-TIME SEASON RESULTS



LADELL ANDERSEN
Years: 1983-89 (6)
Record: 114-71 (.616)

1983-84

Record, Conference: 20-11, 12-4, 2nd WAC
H/A/N: 14-1/5-8/1-2
Long Win/Loss Streak: 4/2
Vs. Ranked Teams: 1-5
Coach: Laddell Andersen

DATE	OPPONENT	SCORE	W/L
N 26	at Utah State	78-90	L
N 30	Hofstra	119-84	W
D 9	Utah State*	81-83	L
D 10	Saint Mary's (Calif.)*	106-74	W
D 16	vs. VCU ^	81-77	W
D 17	at No. 2 Kentucky ^	59-93	L
D 21	Oregon	79-78	W
D 23	Boise State	66-54	W
D 28	at No. 7 UCLA	73-82	L
J 7	Weber State (OT)	86-81	W
J 14	Utah (2OT)	113-105	W
J 19	at Hawaii	95-77	W
J 21	at San Diego State	75-79	L
J 26	Wyoming	74-61	W
J 28	Air Force	69-49	W
J 30	Colorado State	73-57	W
F 2	at New Mexico	86-73	W
F 4	at No. 7 UTEP	77-86	L
F 8	at Utah	82-79	W
F 11	at No. 3 Georgetown	51-67	L
F 14	Hawaii (2OT)	87-85	W
F 16	San Diego State (OT)	94-92	W
F 18	Notre Dame	68-64	W
F 23	at Colorado State	65-70	L
F 25	at Wyoming	55-56	L
F 27	at Air Force	71-67	W
M 1	No. 8 UTEP	83-65	W
M 3	New Mexico	80-73	W
M 9	vs. New Mexico+	55-64	L
M 15	at UAB#	84-68	W
M 17	vs. No. 3 Kentucky#	68-93	L

* Cougar Classic
^ Kentucky Invitational
+ WAC Tournament (El Paso)
NCAA (Birmingham)

1984-85

Record, Conference: 15-14, 9-7, T3rd WAC
H/A/N: 9-5/4-7/2-2
Long Win/Loss Streak: 5/4
Vs. Ranked Teams: 1-0
Coach: Laddell Andersen

DATE	OPPONENT	SCORE	W/L
N 30	vs. La Salle*	73-74	L
D 1	vs. Pacific*	72-63	W
D 4	Utah State	93-97	L
D 8	at Weber State	79-87	L
D 11	at Utah State (OT)	91-92	L
D 14	SW Missouri ^	66-46	W
D 15	Hofstra ^	86-76	W
D 19	UCLA	89-81	W
D 22	No. 7 Washington	84-75	W
D 28	vs. Villanova+	61-91	L
D 29	vs. Yale+	73-58	W
J 3	UTEP	62-60	W
J 5	New Mexico	70-76	L
J 12	at San Diego State	70-89	L
J 14	at Hawaii (OT)	88-78	W
J 17	at Air Force	79-72	W
J 19	at Colorado State	65-64	W
J 24	Wyoming	78-65	W

J 26	at Utah	63-62	W
J 31	San Diego State	71-77	L
F 2	Air Force	66-60	W
F 7	at New Mexico	74-76	L
F 9	at UTEP (3OT)	86-97	L
F 14	Colorado State	77-69	W
F 16	Air Force	71-61	W
F 23	at Notre Dame	58-67	L
F 28	at Wyoming	66-78	L
M 2	Utah (3OT)	85-86	L
M 4	Air Force**	79-82	L

* Stanford Invitational
^ Cougar Classic
+ Cotton States Classic
** WAC Tournament (Provo)

1985-86

Record, Conference: 18-14, 11-5, 4th WAC
H/A/N: 12-4/5-8/1-2
Long Win/Loss Streak: 12/3
Vs. Ranked Teams: 2-1
Coach: Laddell Andersen

DATE	OPPONENT	SCORE	W/L
N 30	Washington State	65-69	L
D 3	at Utah State	80-82	L
D 6	vs. TCU*	50-63	L
D 7	vs. Fordham*	75-72	W
D 10	Utah State	76-88	L
D 13	Long Beach State ^	94-75	W
D 14	Pepperdine ^	73-83	L
D 19	at Washington	68-74	L
D 21	at Oregon	69-72	L
D 28	Weber State (OT)	88-86	W
J 2	at No. 19 UTEP	64-69	L
J 4	at New Mexico	57-60	L
J 10	Hawaii	80-66	W
J 11	San Diego State	82-70	W
J 13	No. 16 Notre Dame (OT)	80-76	W
J 17	at Colorado State	68-63	W
J 18	at Air Force	65-57	W
J 21	at Oral Roberts	67-65	W
J 23	Air Force	66-45	W
J 25	Utah	87-69	W
F 6	at San Diego State	81-71	W
F 8	at Hawaii	74-66	W
F 14	New Mexico	76-67	W
F 15	No. 15 UTEP	72-69	W
F 20	at Wyoming	56-66	L
F 22	at Utah	71-74	L
F 27	Colorado State	86-76	W
M 1	Wyoming	62-65	L
M 6	vs. New Mexico**	68-79	L
M 13	SMU+	67-63	W
M 18	UC Irvine+	93-80	W
M 21	at Ohio State+	68-79	L

* Kactus Classic
^ Cougar Classic
** WAC Tournament
+ NIT

1986-87

Record, Conference: 21-11, 12-4, 2nd WAC
H/A/N: 10-4/9-6/2-1
Long Win/Loss Streak: 8/2
Vs. Ranked Teams: 1-2
Coach: Laddell Andersen

DATE	OPPONENT	SCORE	W/L
N 21	at Oklahoma*	110-119	L
D 3	Utah State	100-86	W
D 6	at Notre Dame	46-62	L
D 9	at No. 4 Iowa	75-86	L
D 12	Arizona State ^	91-85	W
D 13	UC-Fullerton ^	96-99	W
D 16	at Utah State	57-53	L
D 18	at Weber State	84-69	W
D 20	Oral Roberts	95-73	W
D 23	No. 14 Pittsburgh	93-73	W
D 29	vs. Michigan State+	96-88	W
D 30	at Santa Clara+	77-66	W
J 2	Colorado State (OT)	75-67	F
J 3	Wyoming	77-74	W
J 6	SW Missouri (OT)	61-62	L
J 9	at UTEP	73-66	W
J 10	at New Mexico	89-102	L
J 15	San Diego State	94-82	F
J 17	Hawaii	90-79	W
J 22	Air Force	87-69	W
J 24	at Utah	80-70	W
J 30	at Air Force	91-93	L
J 31	at Colorado State	51-49	W
F 5	New Mexico	98-73	W
F 7	UTEP (OT)	91-93	L
F 14	Utah	58-65	L
F 21	at Wyoming	67-63	W
F 26	at San Diego State	85-68	W
F 28	at Hawaii	100-80	W
M 5	vs. Air Force** (OT)	82-79	W

M 6	at New Mexico**	86-93	L
M 12	vs. No. 16 New Orleans#	79-83	L
	* Coca-Cola NIT Classic		
	^ Cougar Classic		
	+ Cable Car Classic		
	** WAC Tournament		
	# NCAA (Birmingham)		

1987-88

Record, Conference: 26-6, 13-3, 1st WAC
H/A/N: 17-1/9-3/1-1
Long Win/Loss Streak: 17/1
Highest Rank: 2nd AP
Final Rank: 19th AP
Vs. Ranked Teams: 3-0
Coach: Laddell Andersen

DATE	OPPONENT	SCORE	W/L
N 27	Montana State	90-89	W
D 1	at Utah State	96-92	W
D 3	at Washington State	60-54	W
D 5	at UCLA	87-80	W
D 11	Weber State*	104-71	W
D 12	Chicago State*	91-60	W
D 19	Utah State (OT)	121-112	W
D 29	La Salle	95-82	W
J 2	Cent. Connecticut	109-76	W
J 7	Hawaii	97-66	W
J 9	San Diego State	92-65	W
J 15	at No. 12 Wyoming	83-67	W
J 21	at No. 18 UTEP	81-71	W
J 23	at New Mexico	89-82	W
J 30	Air Force	95-75	W
F 2	Tulsa	72-57	W
F 4	Utah	82-64	W
F 6	at Ala.-Birmingham	83-102	L
F 9	Miami (Fla.)	99-86	W
F 11	No. 18 Wyoming	78-69	W
F 13	Colorado State	86-80	W
F 18	at San Diego State (OT)	80-82	L
F 20	at Hawaii	72-70	W
F 23	at Colorado State	75-67	W
F 25	at Air Force	76-62	W
F 27	at Utah	60-62	L
M 3	New Mexico	89-82	W
M 5	UTEP (2OT)	80-83	L
M 10	Hawaii ^	76-74	W
M 11	UTEP ^	63-66	L
M 17	vs. UNC-Charlotte#	98-92	W
M 19	vs. Louisville#	76-97	L

* Cougar Classic
^ WAC Tournament (Provo)
NCAA (Atlanta)

1988-89

Record, Conference: 14-15, 7-9, 5th WAC
H/A/N: 10-5/3-8/1-2
Long Win/Loss Streak: 3/4
Coach: Laddell Andersen

DATE	OPPONENT	SCORE	W/L
N 25	vs. Northeastern*	87-78	W
N 26	vs. St. John's*	77-83	L
D 1	at Weber State	78-80	L
D 3	UCLA	87-97	L
D 9	Texas-Arlington ^	87-70	W
D 10	Saint Mary's (Calif.) ^	69-70	L
D 17	Utah State	96-85	W
D 21	at Utah State	74-72	W
D 23	Brown	90-65	W
J 5	at New Mexico	84-88	L
J 7	at UTEP	76-91	L
J 12	San Diego State	85-81	W
J 14	Hawaii	73-77	L
J 19	at Air Force (OT)	89-88	W
J 21	at Colorado State	84-69	W
J 24	Air Force	78-79	L
J 28	Wichita State	93-92	W
F 2	at Utah	86-90	L
F 4	at Miami (Fla.)	86-107	L
F 9	at San Diego State	74-89	L
F 11	at Hawaii	66-68	L
F 14	UC-Berkeley	87-74	W
F 16	UTEP	84-76	W
F 18	New Mexico	90-79	W
F 23	at Wyoming	65-72	L
F 25	Utah	81-74	W
F 22	Wyoming	71-67	W
M 4	Colorado State	72-89	L
M 10	vs. Hawaii+	69-72	L

* Lapchick Tournament
^ Cougar Classic
+ WAC Tournament (Salt Lake City)

ALL-TIME SEASON RESULTS



ROGER REID

Years: 1989-96 (8)
Record: 152-77 (.664)

1989-90

Record: 21-9
Conference: 11-5, T1st WAC
Home: 15-0
Road: 6-7
Neutral: 0-2
Postseason: 0-1 NCAA
Long Win Streak: 10
Long Loss Streak: 3
Vs. Ranked Teams: 0-1
Coach: Roger Reid

DATE	OPPONENT	SCORE	W/L
N 24	Siena	83-62	W
N 25	E. Washington	96-84	W
N 28	Weber State	81-65	W
N 30	at Utah State	71-65	W
D 2	at Penn State	72-82	L
D 5	at Arizona State	65-64	W
D 8	North Texas*	97-68	W
D 9	UAB*	98-82	W
D 12	Utah State	69-68	W
D 21	Northwestern	69-68	W
D 23	at California	63-85	L
J 4	at Hawaii	71-80	L
J 6	at San Diego State	68-60	W
J 11	UTEP (OT)	69-67	W
J 13	New Mexico	79-78	W
J 18	at Air Force	64-56	W
J 20	at Wyoming	65-60	W
J 25	Utah	65-49	W
J 27	Colorado State	67-52	W
F 1	San Diego State	75-58	W
F 3	Hawaii	68-65	W
F 7	at Tulsa	66-64	W
F 10	at Utah	73-89	L
F 15	at New Mexico	51-60	L
F 17	at UTEP	63-64	L
F 22	Wyoming	75-64	W
F 24	Air Force	67-42	W
M 1	at Colorado State	57-59	L
M 8	vs. Utah (OT)+	61-62	L
M 15	vs. No. 17 Clemson!#	47-49	L

! (win later vacated by the NCAA)

* Cougar Classic

+ WAC Tournament (El Paso)

NCAA (Hartford)

1990-91

Record, Conference: 21-13, 11-5, 2nd WAC
H/A/N: 10-6/7-4/4-3
Long Win/Loss Streak: 5/2
Vs. Ranked Teams: 1-5
Coach: Roger Reid

DATE	OPPONENT	SCORE	W/L
N 14	East Tennessee State*	80-83	L
N 24	Utah State	98-94	W
N 29	at Weber State	69-57	W
D 1	at Utah State	63-58	W
D 4	at La Salle	81-93	L
D 7	Eastern Kentucky	90-86	W
D 8	No. 17 St. John's	62-67	L
D 12	Arizona State	74-82	L
D 19	James Madison	84-66	W
D 21	Stetson	75-77	L
D 22	Tulsa	62-60	W
D 27	vs. No. 12 S. Carolina+	49-52	L
D 29	vs. Rutgers+	70-85	L
J 3	at San Diego State	73-61	W

J 5	at Hawaii	65-74	L
J 10	UTEP	83-67	W
J 12	New Mexico	72-65	W
J 17	at Colorado State	72-55	W
J 19	at Wyoming	80-86	L
J 25	Air Force	72-55	W
J 26	Wyoming	72-77	L
J 31	Colorado State	69-52	W
F 2	at UTEP	69-65	W
F 7	San Diego State	75-55	W
F 9	Hawaii	82-74	W
F 14	at New Mexico	83-76	W
F 16	at No. 14 Utah	74-81	L
F 23	at Air Force	70-61	W
M 2	No. 9 Utah (OT)	71-72	L
M 7	vs. Colorado State**	69-56	W
M 8	vs. Hawaii** (OT)	73-71	W
M 9	vs. No. 8 Utah** (OT)	51-49	W
M 14	vs. Virginia#	61-48	W
M 16	vs. No. 8 Arizona#	61-76	L
J 30	at Wyoming	77-64	W
F 4	Colorado State	81-57	W
F 6	Wyoming	75-62	W
F 11	at Hawaii	62-56	W
F 13	at San Diego State	80-73	W
F 18	Fresno State	90-74	W
F 20	Air Force	98-80	W
F 25	Sacramento State	128-78	W
F 27	at No. 11 Utah	83-89	L
M 4	at UTEP	84-63	W
M 6	at New Mexico	76-79	L
M 11	vs. Hawaii**	85-71	W
M 12	vs. New Mexico**	59-68	L
M 18	vs. SMU#	80-71	W
M 20	vs. No. 9 Kansas#	76-90	L

* Dodge Nit

^ Cougar Classic

+ Holiday Festival

** WAC Tournament (Laramie)

NCAA (Salt Lake City)

1991-92

Record, Conference: 25-7, 12-4, T1st WAC
H/A/N: 14-1/7-4/4-2
Long Win/Loss Streak: 7/1
Vs. Ranked Teams: 1-2
Coach: Roger Reid

DATE	OPPONENT	SCORE	W/L
N 26	at Utah State	82-66	W
D 5	at Tulsa	102-86	W
D 7	at James Madison	66-63	W
D 13	Utah State*	93-77	W
D 14	Princeton*	65-59	W
D 19	McNeese State	104-64	W
D 21	Weber State	81-68	W
D 28	vs. No. 11 Michigan	83-86	L
D 29	vs. Florida	79-73	W
J 4	Tennessee Tech	95-68	W
J 9	at UTEP	69-89	L
J 11	Colorado State	72-51	W
J 16	Wyoming	68-59	W
J 18	Air Force	66-45	W
J 23	at Wyoming	67-72	L
J 25	at Colorado State (OT)	79-74	W
J 30	New Mexico	85-65	W
F 1	No. 19 UTEP	80-63	W
F 6	at San Diego State	89-59	W
F 8	at Hawaii	83-87	L
F 13	at Air Force	68-60	W
F 15	La Salle	80-81	L
F 20	Utah	58-56	W
F 22	at New Mexico (OT)	84-95	L
F 27	Hawaii	81-64	W
F 29	San Diego State	98-78	W
M 3	Cal State Northridge	100-68	W
M 7	at Utah	87-73	W
M 12	vs. Air Force+	72-51	W
M 13	vs. Utah+	75-62	W
M 14	vs. UTEP+	73-71	W
M 19	vs. No. 25 LSU#	83-94	L

* Cougar Classic

^ Red Lobster (Orlando)

+ WAC Tournament (Fort Collins)

NCAA (Boise)

1992-93

Record, Conference: 25-9, 15-3, T1st WAC
H/A/N: 13-1/8-3/4-5
Long Win/Loss Streak: 13/3
Highest Rank: 21st AP
Vs. Ranked Teams: 1-3
Coach: Roger Reid

DATE	OPPONENT	SCORE	W/L
D 1	Arizona State	108-98	W
D 4	at Utah State	93-83	W
D 8	at Weber State (OT)	77-83	L
D 11	Southern Utah*	108-62	W
D 12	Georgia*	74-64	W
D 18	Utah State	89-65	W
D 21	vs. No. 9 Oklahoma	76-75	W
D 22	vs. Memphis State (OT)	73-67	W
D 23	vs. No. 1 Duke	66-89	L
D 28	vs. Oregon+	70-76	L
D 29	vs. Oregon State+	79-93	L
J 2	UTEP	79-73	W
J 4	New Mexico	70-56	W
J 9	Utah	53-54	L
J 14	at Fresno State	72-57	W
J 16	at Air Force	103-68	W
J 21	San Diego State	76-64	W
J 23	Hawaii (OT)	84-80	W
J 28	at Colorado State	70-63	W

1993-94

Record, Conference: 22-10, 12-6, 3rd WAC
H/A/N: 14-2/5-6/3-2
Long Win/Loss Streak: 6/2
Vs. Ranked Teams: 0-1
Coach: Roger Reid

DATE	OPPONENT	SCORE	W/L
N 27	at Arizona State	95-106	L
D 3	vs. S. Carolina*	72-68	W
D 4	vs. No. 4 N. Carolina*	65-97	L
D 10	Nicholls State	111-96	W
D 11	Oklahoma Baptist	78-76	W
D 14	Utah State	78-65	W
D 17	Texas Tech	84-74	W
D 21	Weber State	92-79	W
D 28	W. Washington	106-74	W
J 3	at New Mexico	68-74	L
J 5	at UTEP	67-59	W
J 8	at Utah	64-62	W
J 13	Fresno State	73-65	W
J 15	Air Force	87-73	W
J 20	at San Diego State (OT)	83-82	W
J 22	at Hawaii	66-69	L
J 27	Wyoming	82-66	W
J 29	Colorado State	79-66	W
F 3	at Wyoming	65-79	W
F 5	at Colorado State (OT)	72-70	W
F 10	San Diego State	101-87	W
F 12	Hawaii	85-79	W
F 17	at Air Force	94-82	W
F 19	at Fresno State	68-73	L
F 26	Utah	73-70	W
M 3	New Mexico (OT)	82-84	L
M 5	UTEP	61-62	L
M 10	vs. Utah+	96-65	W
M 11	vs. Fresno State+	87-72	W
M 12	vs. Hawaii+	66-73	L
M 17	Arizona State#	74-67	W
M 22	at Fresno State#	66-68	L

* Tournament of Champions (Charlotte)

^ Cougar Classic

+ WAC Tournament (Salt Lake City)

NIT

ALL-TIME SEASON RESULTS

1994-95

Record, Conference: 22-10, 13-5, T2nd WAC
H/A/N: 14-0/5-7/3-3
Long Win/Loss Streak: 7/3
Vs. Ranked Teams: 1-0
Coach: Roger Reid

DATE	OPPONENT	SCORE	W/L
N 23	vs. Oklahoma State*	69-59	W
N 25	vs. Louisville*	75-60	W
N 26	vs. Minnesota*	74-79	L
D 1	at Utah State	59-83	L
D 3	Nevada-Reno	96-80	W
D 6	Mississippi State (OT)	74-68	W
D 9	Southern Utah ^	82-67	W
D 10	Northwestern State ^	80-53	W
D 17	NE Louisiana	87-69	W
D 21	at Weber State	74-86	L
D 29	at San Jose State+	74-61	W
D 30	vs. Santa Clara+	76-55	W
J 3	Utah	64-57	W
J 7	at Air Force	89-68	W
J 9	at Fresno State	69-61	W
J 12	San Diego State	66-57	W
J 14	Hawaii	74-67	W
J 19	at Colorado State	72-80	L
J 21	at Wyoming	58-52	W
J 26	UTEP (OT)	95-89	W
J 28	New Mexico	81-63	W
F 2	at UTEP (OT)	85-88	L
F 4	at New Mexico	74-72	W
F 9	Colorado State	76-68	W
F 11	Wyoming	78-72	W
F 16	at Hawaii	70-73	L
F 18	at San Diego State	52-58	L
F 23	Fresno State	81-59	W
F 25	Air Force	79-72	W
M 4	at Utah	79-87	L
M 9	vs. Colorado State**	73-75	L
M 16	vs. Tulane#	70-76	L

* Great Alaska Shootout
^ Cougar Classic
+ Cable Car Classic (San Jose)
** WAC Tournament (Albuquerque)
NCAA (Memphis)

1995-96

Record, Conference: 15-13, 9-9, 5th WAC
H/A/N: 11-4/4-8/0-1
Long Win/Loss Streak: 4/3
Vs. Ranked Teams: 0-3
Coach: Roger Reid

DATE	OPPONENT	SCORE	W/L
N 25	Boise State	86-71	W
N 28	at Nevada-Reno	77-79	L
D 2	at No. 8 Mississippi State	74-79	L
D 5	Utah State	76-52	W
D 8	Cal State Northridge*	99-94	W
D 9	Louisiana Tech*	74-64	W
D 12	Weber State	91-86	W
D 22	at Texas Tech	71-81	L
D 28	Morgan State	110-69	W
J 2	at No. 15 Utah	77-83	L
J 8	Air Force	68-64	W
J 10	Fresno State	97-84	W
J 13	at San Diego State	76-83	L
J 15	at Hawaii	78-77	W
J 18	Wyoming	84-75	W
J 20	Colorado State	76-78	L
J 25	at New Mexico	77-83	L
J 27	at UTEP	90-82	W
F 1	New Mexico	81-88	L
F 3	UTEP	82-71	W
F 8	at Colorado State	76-81	L
F 10	at Wyoming	81-71	W
F 15	San Diego State	81-68	W
F 17	Hawaii	89-94	L
F 22	at Air Force	80-66	W
F 24	at Fresno State	83-95	L
M 2	No. 10 Utah	85-96	L
M 7	vs. Colorado State+	84-100	L

* Cougar Classic
+ WAC Tournament (Albuquerque)

1996-97

Record, Conference: 1-25, 0-16, 8th WAC
H/A: 1-13/0-12
Long Win/Loss Streak: 1/21
Vs. Ranked Teams: 0-5
Coach: Roger Reid/Tony Ingle

DATE	OPPONENT	SCORE	W/L
N 22	Cal State-Fullerton	67-75	L
N 26	at Washington	44-95	L
N 30	Pacific	58-80	L
D 4	at Weber State	80-97	L
D 10	Utah State	64-61	W
D 13	Boise State*	58-65	L
D 14	Houston*	69-89	L

D 21	at Georgia	65-84	L
D 27	at Penn State	53-75	L
D 31	San Diego State (OT)	86-89	L
J 4	at Wyoming	61-89	L
J 11	No. 9 Utah	51-61	L
J 16	at TCU	61-101	L
J 18	at SMU	50-75	L
J 23	Rice	59-62	L
J 25	No. 24 Tulsa	56-72	L
F 1	at UTEP	49-75	L
F 3	at No. 13 New Mexico	32-74	L
F 6	at No. 5 Utah	49-85	L
F 8	Wyoming	60-72	L
F 13	TCU	80-92	L
F 15	Southern Methodist	62-74	L
F 20	at Tulsa	65-80	L
F 22	at Rice	44-68	L
F 27	No. 11 New Mexico	48-90	L
M 1	UTEP	76-81	L

* Cougar Classic



STEVE CLEVELAND

Years: 1997-2005 (8)

Record: 138-108 (.561)

1997-98

Record, Conference: 9-21, 4-10, 6th WAC
H/A/N: 4-10/4-9/1-2
Long Win/Loss Streak: 2/9
Vs. Ranked Teams: 1-3
Coach: Steve Cleveland

DATE	OPPONENT	SCORE	W/L
N 14	at San Diego State	73-59	W
N 19	Washington State	49-78	L
N 21	Oregon	67-74	L
N 29	at Utah State	69-72	L
D 2	Penn State	50-80	L
D 6	at Boise State	67-83	L
D 9	Washington	68-83	L
D 12	Weber State*	83-70	W
D 13	Pepperdine*	53-52	W
D 22	at California	64-68	L
D 27	at Hawaii	53-73	L
D 28	vs. Virginia	54-72	L
D 29	vs. Ohio State	72-65	W
J 5	at Tulsa	57-53	W
J 10	No. 3 Utah	61-71	L
J 15	Wyoming	60-41	W
J 17	Colorado State	44-55	L
J 22	at UNLV	63-76	L
J 24	at Air Force	61-80	L
J 29	No. 14 New Mexico	54-72	L
J 31	UTEP	59-68	L
F 5	at No. 5 Utah	68-83	L
F 7	Tulsa	59-65	L
F 12	at Colorado State	74-83	L
F 14	at Wyoming	54-77	L
F 19	Air Force	79-60	W
F 21	UNLV	76-84	L
F 26	at No. 16 New Mexico	83-62	W
F 28	at UTEP (30T)	76-75	W
M 3	vs. Tulsa+	56-59	L

* Cougar Classic

+ WAC Tournament (Las Vegas)

1998-99

Record, Conference: 12-16, 6-8, 5th WAC
H/A/N: 9-5/2-10/1-1
Long Win/Loss Streak: 3/4
Vs. Ranked Teams: 0-5
Coach: Steve Cleveland

DATE	OPPONENT	SCORE	W/L
N 13	Wofford	73-67	W
N 19	at Weber State	80-83	L
N 23	at Auburn	43-62	L
N 28	No. 11 Arizona (OT)	74-78	L
D 1	Denver	89-71	W
D 5	at Oregon	62-93	L
D 8	at Washington State	69-70	L
D 11	Louisiana Tech*	76-68	W
D 12	Cal State Northridge*	84-78	W
D 19	California	70-71	L
D 22	at UC Irvine	75-82	L
J 2	Utah State	61-59	W
J 9	at Utah	54-75	L
J 14	at San Diego State	83-76	W
J 16	at Hawaii	60-59	W
J 21	San Jose State	75-44	W
J 23	Fresno State	75-79	L
J 28	at UTEP	72-87	L
J 30	at No. 12 New Mexico	68-78	L
F 6	No. 20 Utah	46-71	L
F 11	Hawaii	81-68	W
F 13	San Diego State	93-76	W
F 18	at Fresno State	71-80	L
F 20	at San Jose State (OT)	74-76	L
F 25	No. 21 New Mexico	64-85	L
F 27	UTEP	85-64	W
M 2	vs. TCU+	90-74	W
M 4	vs. No. 8 Utah+	62-81	L

* Cougar Classic
+ WAC Tournament (Las Vegas)

1999-2000

Record, Conference: 22-11, 7-7, 6th MWC
H/A/N: 14-2/6-9/2-0
Long Win/Loss Streak: 5/2
Vs. Ranked Teams: 0-2
Coach: Steve Cleveland

DATE	OPPONENT	SCORE	W/L
N 20	Cal State-Riverside	91-62	W
N 24	Southern Utah	92-66	W
D 1	at No. 4 Arizona	62-86	L
D 4	at Denver	81-58	W
D 7	Arizona State	78-67	W
D 10	Texas Southern*	76-61	W
D 11	Weber State*	66-53	W
D 18	S. Carolina State	76-43	W
D 21	at South Alabama	63-64	L
D 23	at Florida International (OT)	83-75	W
D 29	at UC Santa Barbara	57-48	W
J 5	UC Irvine	77-66	W
J 8	at Utah State	82-73	W
J 10	at UNLV	77-75	W
J 15	Utah	49-56	L
J 20	Wyoming	87-78	W
J 22	Colorado State	68-47	W
J 27	at Air Force	55-60	L
J 29	at New Mexico	69-78	L
F 3	at San Diego State	72-50	W
F 12	at No. 21 Utah	62-77	L
F 17	New Mexico	74-78	L
F 19	UNLV	83-82	W
F 24	at Colorado State	54-68	L
F 26	at Wyoming	70-85	L
M 2	Air Force	73-52	W
M 4	San Diego State	67-50	W
M 9	vs. New Mexico ^	55-43	W
M 10	vs. Utah ^	58-54	W
M 11	at UNLV ^	56-79	L
M 15	Bowling Green+	81-54	W
M 20	So. Illinois+	82-57	W
M 22	at Notre Dame+	52-64	L

* Cougar Classic

^ MWC Tournament (Las Vegas)

+ NIT

ALL-TIME SEASON RESULTS

2000-01

Record, Conference: 24-9, 10-4, T1st MWC
 H/A/N: 15-0/4-6/5-3
 Long Win/Loss Streak: 6/2
 Coach: Steve Cleveland

DATE	OPPONENT	SCORE	W/L
N 21	Elon College	100-63	W
N 25	UC Santa Barbara	67-53	W
N 30	at San Francisco	70-80	L
D 2	at Arizona State	52-80	L
D 7	Florida International	78-50	W
D 9	vs. Rice	59-49	W
D 14	Southern Utah	58-52	W
D 16	Utah State	69-67	W
D 21	vs. Boise State*	83-67	W
D 22	vs. Iowa State*	71-77	L
D 23	vs. USC*	67-70	L
D 28	at Weber State	84-75	W
D 30	South Alabama	64-42	W
J 2	Idaho	75-47	W
J 6	Texas A&M Corpus C.	84-68	W
J 13	San Diego State	79-50	W
J 15	UNLV	91-63	W
J 20	at Colorado State	55-60	L
J 22	at Wyoming	78-85	L
J 29	Utah	69-61	W
F 1	Air Force	62-45	W
F 3	New Mexico	65-49	W
F 10	at UNLV	56-68	L
F 12	at San Diego State	69-66	W
F 15	Wyoming	79-63	W
F 17	Colorado State	68-51	W
F 24	at Utah	75-82	L
M 1	at New Mexico	72-67	W
M 3	at Air Force	51-50	W
M 8	vs. Air Force ^	69-54	W
M 9	vs. Wyoming ^	77-66	W
M 10	vs. New Mexico ^	69-65	W
M 15	vs. Cincinnati#	59-84	L

* Yahoo Sports Invitational (Laie, HI)
 ^ MWC Tournament (Las Vegas) - Champion
 # NCAA (Spokane, Wash.)

2001-02

Record, Conference: 18-12, 7-7, T4th MWC
 H/A/N: 16-0/1-11/1-1
 Long Win/Loss Streak: 8/3
 Coach: Steve Cleveland

DATE	OPPONENT	SCORE	W/L
N 17	at San Diego	70-59	W
N 24	Arizona State	82-70	W
N 28	at UC Santa Barbara	58-68	L
D 1	at Utah State (OT)	81-90	L
D 5	Weber State	65-47	W
D 8	Creighton	61-52	W
D 12	Fort Lewis	101-53	W
D 15	Idaho	70-48	W
D 22	vs. No. 13 Stanford*	81-76	W
D 27	Cal State Northridge	84-70	W
D 29	Southern Utah	79-58	W
J 2	San Francisco	65-51	W
J 5	at Pepperdine (OT)	79-82	L
J 12	San Diego State	75-64	W
J 15	UNLV	60-47	W
J 19	at New Mexico	58-73	L
J 21	at Air Force	64-74	L
J 28	at Utah	66-71	L
F 2	Wyoming	85-70	W
F 4	Colorado State	57-52	W
F 9	at UNLV	70-73	L
F 11	at San Diego State	73-77	L
F 16	New Mexico	68-62	W
F 18	Air Force	67-51	W
F 23	Utah	63-61	W
F 28	at Wyoming	60-76	L
M 2	at Colorado State (OT)	75-79	L
M 7	vs. San Diego State ^	51-62	L
M 14	UC Irvine +	78-55	W
M 20	at Memphis +	69-80	L

* Las Vegas Showdown

^ MWC Tournament (Las Vegas)

+ NIT

2002-03

Record, Conference: 23-9, 11-3, T1st MWC
 H/A/N: 13-1/6-5/4-3
 Long Win/Loss Streak: 5/2
 Vs. Ranked Teams: 0-2
 Coach: Steve Cleveland

DATE	OPPONENT	SCORE	W/L
N 22	vs. Toledo*	71-56	W
N 23	vs. Kansas State*	73-64	W
N 25	vs. St. Bonaventure*	66-57	W
N 30	Rice	95-56	W
D 4	at Arizona State	64-60	W
D 7	at Creighton	64-74	L

D 11	San Diego	64-49	W
D 14	Utah State	66-56	W
D 21	UC Santa Barbara	69-56	W
D 23	at San Francisco	72-84	L
D 28	Southern Utah	93-60	W
J 2	Pepperdine	84-68	W
J 4	vs. Oklahoma State+	65-78	L
J 8	at Weber State	69-75	L
J 11	Idaho State	77-58	W
J 16	UNLV	85-77	W
J 20	at San Diego State	80-69	W
J 25	Utah	75-79	L
F 1	New Mexico	80-64	W
F 3	Air Force	65-33	W
F 8	at Wyoming	74-66	W
F 10	at Colorado State	77-68	W
F 14	at UNLV	54-61	L
F 17	San Diego State	66-64	W
F 24	at No. 23 Utah	64-71	L
M 1	at Air Force	56-43	W
M 3	at New Mexico	91-81	W
M 6	Wyoming	69-50	W
M 8	Colorado State	67-55	W
M 13	vs. New Mexico ^	71-56	W
M 14	vs. Colorado State ^ (OT)	80-86	L
M 20	vs. No. 23 Connecticut#	53-58	L

* Paradise Jam Tournament (Virgin Islands)
 + All-College Classic (Oklahoma City)
 ^ MWC Tournament (Las Vegas)
 # NCAA (Spokane, Wash.)

2003-04

Record, Conference: 21-9, 10-4, 2nd MWC
 H/A/N: 13-0/5-7/3-2
 Long Win/Loss Streak: 9/3
 Vs. Ranked Teams: 1-1
 Coach: Steve Cleveland

DATE	OPPONENT	SCORE	W/L
N 21	Southern Utah	88-54	W
N 26	at California	46-47	L
N 29	Utah Valley State	84-65	W
D 2	at Boise State	75-69	W
D 6	vs. No. 25 Oklahoma State+	76-71	W
D 10	Western Oregon	92-56	W
D 13	Southern California	85-61	W
D 20	Weber State	86-65	W
D 23	at Utah State	74-76	L
D 29	vs. Idaho State*	90-66	W
D 30	at Santa Clara*	68-66	W
J 2	Saint Mary's (Calif.)	70-55	W
J 7	at North Carolina State	62-89	L
J 12	at San Diego State	61-65	L
J 17	Colorado State	82-53	W
J 19	Wyoming	88-54	W
J 24	at Air Force	52-74	L
J 26	at New Mexico	63-65	L
J 31	at Utah	56-64	L
F 7	UNLV	64-61	W
F 9	San Diego State (OT)	83-69	W
F 14	at Wyoming	67-53	W
F 16	at Colorado State	79-73	W
F 21	New Mexico	88-71	W
F 23	Air Force	67-61	W
M 1	Utah	70-57	W
M 6	at UNLV	89-88	W
M 11	vs. Wyoming ^	79-74	W
M 12	vs. Utah ^	51-54	L
M 18	vs. No. 20 Syracuse#	75-80	L

+ Played at Delta Center, Salt Lake City
 * Cable Car Classic (Santa Clara)
 ^ MWC Tournament (Denver)
 # NCAA Tournament (Denver)

2004-05

Record: 9-21
 Conference: 3-11, T7th MWC
 Home: 6-8
 Road: 2-9
 Neutral: 1-4
 Long Win Streak: 3
 Long Loss Streak: 5
 Vs. Ranked Teams: 0-4
 Coach: Steve Cleveland

DATE	OPPONENT	SCORE	W/L
N 22	vs. No. 4 North Carolina*	50-86	L
N 23	vs. Stanford*	53-62	L
N 24	vs. Chaminade*	77-56	W
N 27	California	64-67	L
D 1	at Utah State	57-71	L
D 4	at USC	82-87	L
D 8	Boise State	90-77	W
D 11	vs. Washington State+	46-49	L
D 18	Utah State	62-84	L
D 21	No. 16 N.C. State	61-72	L
D 23	at Weber State	79-61	W
D 28	Southern Utah	77-52	W
D 31	Santa Clara	87-74	W

J 4	at Saint Mary's	51-72	L
J 8	San Diego State	57-59	L
J 11	MSU Billings	110-70	W
J 15	at Colorado State	67-74	L
J 17	at Wyoming	71-83	L
J 22	Air Force	49-52	L
J 24	New Mexico	68-53	W
J 31	No. 25 Utah	58-72	L
F 5	at UNLV (OT)	82-72	W
F 7	at San Diego State	58-66	L
F 12	Wyoming	58-59	L
F 14	Colorado State	50-49	W
F 19	at New Mexico	72-91	L
F 21	at Air Force	39-70	L
F 26	at No. 13 Utah	60-69	L
M 5	UNLV	66-76	L
M 10	vs. New Mexico ^	71-85	L

* EA SPORTS Maui Invitational

+ Played at Delta Center, Salt Lake City

^ MWC Tournament (Denver)

2005-06

Record, Conference: 20-9, 12-4, T2nd MWC
 H/A/N: 14-1/5-7/1-1
 Long Win/Loss Streak: 6/2
 Coach: Dave Rose

DATE	OPPONENT	SCORE	W/L
N 18	Loyola Marymount	71-83	L
N 22	at Washington State (in Spokane)	76-68	W
N 26	Southern Utah	86-61	W
N 30	vs. Lamar+	97-74	W
D 3	at USC	68-74	L
D 7	Boise State	80-77	W
D 10	Northern Kentucky	65-46	W
D 17	Weber State	80-54	W
D 22	at Utah State	80-91	L
D 27	Eastern Washington	97-66	W
D 30	Tulsa	68-49	W
J 5	at Air Force	59-75	L
J 7	Utah	72-60	W
J 11	at UNLV	72-82	L
J 18	Wyoming	80-67	W
J 21	at San Diego State	61-88	L
J 25	TCU (OT)	89-80	W
J 28	at Colorado State	86-84	W
F 1	at New Mexico	77-71	W
F 4	Air Force	65-59	W
F 8	at Utah	60-79	L
F 11	UNLV	75-72	W
F 18	at Wyoming	74-68	W
F 22	San Diego State	100-90	W
F 25	at TCU	81-72	W
M 1	Colorado State	77-69	W
M 4	New Mexico	76-68	W
M 9	vs. Utah ^	70-74	L
M 15	at Houston+	67-77	L

+ Played at Delta Center, Salt Lake City

^ MWC Tournament (Denver)

+ NIT

ALL-TIME SEASON RESULTS

2006-07

Record, Conference: 25-9, 13-3, 1st MWC
 H/A/N: 17-0/6-7/2-2
 Long Win/Loss Streak: 8/2
 Highest Rank: 21st AP
 Final Rank: 24th AP
 Vs. Ranked Teams: 3-3
 Coach: Dave Rose

DATE	OPPONENT	SCORE	W/L
N 15	at No. 5 UCLA	69-82	L
N 18	Idaho State (OT)	84-78	W
N 22	Portland	79-50	W
N 24	Southern Utah	80-61	W
N 29	at Boise State	68-72	L
D 2	at Weber State (OT)	73-69	W
D 6	San Jose State	81-69	W
D 9	vs. No. 25 Michigan State+	61-76	L
D 13	at Lamar (OT)	77-86	L
D 16	Utah State	75-62	W
D 22	Western Oregon	102-40	W
D 28	Liberty*	73-59	W
D 29	Oral Roberts*	72-62	W
D 30	Seton Hall*	77-68	W
J 6	San Diego State	80-58	W
J 10	TCU	89-65	W
J 13	at UNLV	75-83	L
J 16	Wyoming	89-81	W
J 20	at Colorado State	78-90	L
J 24	at New Mexico	70-49	W
J 27	No. 13 Air Force	61-52	W
J 31	at Utah	76-66	W
F 3	No. 25 UNLV	90-63	W
F 6	at Wyoming	77-73	W
F 10	at TCU	85-72	W
F 14	New Mexico	96-83	W
F 21	Colorado State	76-67	L
F 24	at San Diego State	74-86	L
F 27	at No. 20 Air Force	62-58	L
M 3	Utah	85-62	W
M 8	vs. TCU ^	77-64	W
M 9	vs. Wyoming ^	96-84	W
M 10	at No. 25 UNLV ^	70-78	L
M 15	vs. Xavier#	77-79	L


+ Played at The Palace of Auburn Hills (Mich.)
 * BYU Holiday Classic
 ^ MWC Tournament (Las Vegas)
 # NCAA Tournament (Lexington, Ky.)

2007-08

Record/Conference: 27-8, 14-2, 1st MWC
 H/A/N: 16-0/8-5/3-3
 Long Win/Loss Streak: 9/2
 Highest Rank: 20th AP
 Vs. Ranked Teams: 1-2
 Coach: Dave Rose

DATE	OPPONENT	SCORE	W/L
N 10	at Long Beach State	74-34	W
N 14	Idaho State	90-69	W
N 16	Jackson State*	100-61	W
N 20	Hartford*	97-73	W
N 23	vs. No. 6 Louisville*	78-76	W
N 24	vs. No. 1 N. Carolina*	63-73	L
D 1	at Portland	78-54	W
D 5	Weber State	72-57	W
D 8	vs. No. 9 Michigan State+	61-68	L
D 12	Lamar	88-66	W
D 15	Pepperdine	86-67	W
D 21	Southern Utah	70-55	W
D 29	at Boise State	70-73	L
J 3	Loyola Marymount	91-62	W
J 8	at Wake Forest	62-79	L
J 12	Colorado State	92-73	W
J 15	at UNLV	41-70	L
J 19	at Utah	55-52	W
J 23	San Diego State	59-56	W
J 26	New Mexico	83-66	W
J 30	at Air Force	69-53	W
F 2	at Wyoming	73-63	W
F 6	TCU	83-72	W
F 13	at Colorado State	79-65	W
F 16	UNLV	74-48	W
F 20	Utah	67-59	W
F 23	at San Diego State	65-69	L
F 26	at New Mexico (OT)	70-69	W
M 1	Air Force	76-57	W
M 5	Wyoming	78-61	W
M 8	at TCU	61-54	W
M 13	vs. Colorado State ^	89-62	W
M 14	vs. San Diego State ^	63-54	W
M 15	at UNLV ^	61-76	L
M 20	vs. Texas A&M#	62-67	L

*Las Vegas Invitational
 + Played at EnergySolutions Arena (Salt Lake City)
 ^ MWC Tournament (Las Vegas)
 # NCAA Tournament (Anaheim, Calif.)



DAVE ROSE
 Years: 2005-2019 (14)
 Record: 301-133 (.694)

2008-09

Record, Conference: 25-8, 12-4, T1st MWC
 H/A/N: 14-2/9-3/2-3
 Long Win/Loss Streak: 10/2
 Highest Rank: 25th AP
 Vs. Ranked Teams: 0-2
 Coach: Dave Rose

DATE	OPPONENT	SCORE	W/L
N 14	Long Beach State	75-65	W
N 18	at Pepperdine	82-53	W
N 20	North Florida*	74-41	W
N 21	Rice*	83-52	W
N 22	Cal Poly*	76-64	W
N 29	at Idaho State	85-65	W
D 3	at Weber State	92-62	W
D 6	vs. Utah State+	68-63	W
D 10	Boise State	94-56	W
D 13	Portland	91-76	W
D 20	No. 20 vs. Arizona State~	75-76	L
D 30	at Tulsa	74-68	L
J 3	No. 6 Wake Forest	87-94	L
J 6	Western Oregon	85-64	W
J 10	at Colorado State	86-60	W
J 13	TCU	73-61	W
J 17	at New Mexico	62-81	L
J 21	UNLV	70-76	L
J 24	San Diego State	77-71	W
J 27	at Utah (OT)	88-94	W
J 31	Wyoming	84-60	W
F 3	at Air Force	71-50	W
F 11	Colorado State	94-60	W
F 14	at TCU	79-63	W
F 17	New Mexico	73-62	W
F 21	at UNLV	74-75	L
F 24	at San Diego State	69-59	W
F 28	Utah	63-50	W
M 4	at Wyoming	78-68	W
M 7	Air Force	54-49	W
M 12	vs. Air Force ^	80-69	W
M 13	vs. San Diego State ^	62-64	L
M 19	vs. Texas A&M#	66-79	L

* Basketball Travelers Invitational (Marriott Center)
 + Played at Energy Solutions Arena (Salt Lake City)
 ~ 2008 Stadium Shootout (Glendale, Ariz.)
 ^ MWC Tournament (Las Vegas)
 # NCAA Tournament (Philadelphia)

2009-10

Record, Conference: 30-6, 13-3, 2nd MWC
 H/A/N: 15-1/10-4/5-1
 Long Win/Loss Streak: 15/1
 Highest Rank: 10th Coaches Poll
 Final Rank: 17th AP
 Vs. Ranked Teams: 0-3
 Coach: Dave Rose

DATE	OPPONENT	SCORE	W/L
N 13	Bradley	70-60	W
N 17	Idaho State	87-53	W
N 20	at Hawaii	83-65	W
N 24	Southern	107-51	W
N 27	Weber State	87-70	W
D 2	at Utah State	61-71	L
D 5	vs. San Francisco+	69-43	W
D 8	Arizona State	81-68	W
D 12	at Fresno State	72-67	W
D 17	Wagner*	77-61	W
D 19	Eastern Washington*	91-34	W

D 22	vs. Nevada*	110-104	W
D 23	vs. Nebraska*	88-66	W
D 28	at Arizona~	99-69	W
J 2	Eastern New Mexico	95-49	W
J 6	UNLV	77-73	W
J 9	at UTEP	83-77	W
J 13	at Air Force	67-49	W
J 16	Colorado State	91-47	W
J 20	Wyoming	81-66	W
J 23	at San Diego State	71-69	W
J 27	at No. 23 New Mexico	72-76	L
J 30	Utah	82-69	W
F 2	TCU	76-56	W
F 6	at UNLV	74-88	L
F 13	Air Force	91-48	W
F 17	at Colorado State	92-70	W
F 20	at Wyoming	85-63	W
F 24	San Diego State	82-68	W
F 27	No. 10 New Mexico	81-83	L
M 3	at Utah	71-51	W
M 6	at TCU	107-77	W
M 11	vs. TCU ^	95-85	W
M 12	at UNLV ^	66-70	L
M 18	vs. Florida# (20T)	99-92	W
M 20	vs. Kansas State#	72-84	L

* Las Vegas Classic
 + Played at EnergySolutions Arena (Salt Lake City)
 ~ 2009 Fiesta Bowl Classic
 ^ MWC Tournament (Las Vegas)
 # NCAA Tournament (Oklahoma City)

2010-11

Record, Conference: 32-5, 14-2, T1st MWC
 H/A/N: 13-1/10-1/9-3
 Long Win/Loss Streak: 10/1
 Highest Rank: 3rd AP/Coaches Poll
 Final Rank: 10th AP
 Vs. Ranked Teams: 3-2
 Coach: Dave Rose

DATE	OPPONENT	SCORE	W/L
N 12	Fresno State	83-56	W
N 17	Utah State	78-72	W
N 20	Chicago State*	109-60	W
N 23	Mississippi Valley State*	83-36	W
N 26	vs. South Florida (20T)*	77-75	W
N 27	vs. Saint Marys*	74-73	W
D 1	at Creighton ^	77-65	W
D 4	vs. Hawaii	78-57	W
D 8	vs. Vermont	86-58	W
D 11	vs. Arizona	87-65	W
D 18	vs. UCLA#	79-86	L
D 21	at Weber State	72-66	W
D 23	UTEP	89-68	W
D 30	at Buffalo	90-82	W
J 1	Fresno Pacific	93-57	W
J 5	at UNLV	89-77	W
J 8	Air Force	76-66	W
J 11	at Long Beach State	104-79	W
J 18	TCU	83-67	W
J 22	at Colorado State	94-85	W
J 26	San Diego State	71-58	W
J 29	at New Mexico	77-86	L
F 2	at Wyoming	69-62	W
F 5	UNLV	78-64	W
F 9	at Air Force	90-52	W
F 12	Utah	72-59	W
F 19	at TCU	79-56	W
F 23	Colorado State	84-76	W
F 26	at San Diego State	80-67	W
M 2	New Mexico	64-82	L
M 5	Wyoming	102-78	W
M 10	vs. TCU~	64-58	W
M 11	vs. New Mexico~	87-76	W
M 12	vs. San Diego State~	54-72	L
M 17	vs. Wofford*	74-66	W
M 19	vs. Gonzaga%	89-67	W
M 24	vs. Florida (OT)@	74-83	L

* South Padre Island Invitational
 ~ Mountain West-Missouri Valley Challenge
 # John R. Wooden Classic
 ~ Conoco MWC Championships
 % NCAA Tournament Second/Third Round (Denver)
 @ NCAA Regional Semifinals (New Orleans)

ALL-TIME SEASON RESULTS

2011-12

Record, Conference: 26-9, 12-4, 3rd WCC
 H/A/N: 13-3/8-3/5-3
 Long Win/Loss Streak: 5/1
 Vs. Ranked Teams: 1-4
 Coach: Dave Rose

DATE	OPPONENT	SCORE	W/L
N 11	at Utah State	62-69	L
N 15	BYU-Hawaii	73-52	W
N 18	Longwood^	92-60	W
N 22	Prairie View A&M^	90-51	W
N 25	vs. Nevada^	76-55	W
N 26	vs. Wisconsin^	56-73	L
N 30	vs. Northern Arizona@	87-52	W
D 3	vs. Oregon	79-65	W
D 7	Weber State	94-66	W
D 10	at Utah	61-42	W
D 17	Baylor	83-86	L
D 20	Buffalo	93-78	W
D 22	UC Santa Barbara	89-75	W
D 27	Cal State San Marcos	79-51	W
D 29	at Saint Marys	82-98	L
D 31	San Diego	88-52	W
J 5	at Loyola Marymount	73-65	W
J 7	San Francisco	81-56	W
J 14	Santa Clara	95-78	W
J 16	at San Diego	82-63	W
J 19	Loyola Marymount	68-82	L
J 21	at Pepperdine	77-64	W
J 25	at Virginia Tech	70-68	W
J 28	Saint Marys	66-80	L
F 2	Gonzaga	83-73	W
F 4	at Portland	79-60	W
F 11	Pepperdine	86-48	W
F 16	at San Francisco	85-84	W
F 18	at Santa Clara	82-67	W
F 23	at Gonzaga	63-74	L
F 25	Portland	76-66	W
M 2	vs. San Diego+	73-68	W
M 3	vs. Gonzaga+	58-77	L
M 13	vs. Iona#	78-72	W
M 15	vs. Marquette#	68-88	L

^ = Chicago Invitational Challenge
 @ = Lumberjack Classic
 + = WCC Championships
 # = NCAA Tournament

2012-13

Record, Conference: 24-12, 10-6, 3rd WCC
 H/A/N: 15-3/7-5/2-4
 Long Win/Loss Streak: 5/1
 Vs. Ranked Teams: 1-4
 Coach: Dave Rose

DATE	OPPONENT	SCORE	W/L
N 9	Tennessee State^	81-66	W
N 13	Georgia State^	80-62	W
N 16	vs. Florida State^	70-88	L
N 17	vs. Notre Dame^	68-78	L
N 21	UT-San Antonio	81-62	W
N 24	Cal State Northridge	87-75	W
N 28	vs. Montana#	85-60	W
D 1	at Iowa State	62-83	L
D 8	Utah	61-58	W
D 15	at Weber State	78-68	W
D 18	Eastern New Mexico	95-62	W
D 21	at Baylor	64-79	L
D 27	Northern Arizona	84-54	W
D 29	vs. Virginia Tech#	97-71	W
J 3	Loyola Marymount	92-51	W
J 5	at San Francisco	80-76	L
J 10	Pepperdine	76-51	W
J 12	at Santa Clara	82-64	W
J 16	Saint Marys	69-70	L
J 19	San Diego	74-57	W
J 24	at Gonzaga	63-83	L
J 26	at Portland	85-67	W
J 31	at Pepperdine	63-61	W
F 2	Santa Clara	96-79	W
F 7	at San Diego	68-74	L
F 9	San Francisco	87-99	L
F 16	Portland	86-72	W
F 19	Utah State	70-68	W
F 21	at Saint Marys	57-64	L
F 28	Gonzaga	65-70	L
M 2	at Loyola Marymount	73-70	W
M 8	vs. San Diego+	69-72	L
M 19	Washington@	90-79	W
M 25	Mercer@	90-71	W
M 27	at Southern Mississippi@	79-62	W
A 2	vs. Baylor@	70-76	L

^ = Coaches vs. Cancer Classic
 # = at Energy Solutions Arena
 + = WCC Championships
 @ = NIT

2013-14

Record, Conference: 23-12, 13-5, T2nd WCC
 H/A/N: 14-1/5-8/4-3
 Long Win/Loss Streak: 6/4
 Vs. Ranked Teams: 1-5
 Coach: Dave Rose

DATE	OPPONENT	SCORE	W/L
N 8	Weber State	81-72	W
N 11	at Stanford~	112-103	W
N 15	Mount St. Marys^	108-76	W
N 16	Colorado Mesa^	84-60	W
N 20	No. 21/RV Iowa State	88-90	L
N 25	vs. Texas^	86-82	W
N 26	vs. No. 12/12 Wichita State^	62-75	L
N 30	vs. Utah State#	85-74	W
D 3	North Texas	97-67	W
D 7	at No. 21/22 UMass*	96-105	L
D 11	Prairie View A&M	100-52	W
D 14	at Utah	64-81	L
D 21	at No. 13/11 Oregon (OT)	96-100	L
D 28	at Loyola Marymount	76-87	L
D 30	at Pepperdine	74-80	L
J 4	San Diego	87-53	W
J 9	Pepperdine	84-72	W
J 11	Loyola Marymount	91-68	W
J 16	at San Francisco	83-76	W
J 18	at Santa Clara	91-81	W
J 23	at Portland (3OT)	110-114	L
J 25	at No. RV/21 Gonzaga	69-84	L
J 30	Pacific	88-78	W
F 1	Saint Marys	84-71	W
F 6	Santa Clara	89-76	W
F 8	San Francisco	86-63	W
F 13	at Pacific	82-89	L
F 15	at Saint Marys	60-57	W
F 20	No. 25/22 Gonzaga	73-65	W
F 22	Portland	89-72	W
M 1	at San Diego	78-70	W
M 8	vs. Loyola Marymount+	85-74	W
M 10	vs. San Francisco (OT)+	79-77	W
M 11	vs. Gonzaga+	64-75	L
M 20	vs. Oregon@	68-87	L

~ = ESPN College Tip-Off Marathon
 ^ = College Basketball Experience Hall of Fame Classic
 # = at EnergySolutions Arena
 * = Basketball Hall of Fame Showcase
 + = WCC championships
 @ = NCAA tournament

2014-15

Record, Conference: 25-10, 13-5, T2nd WCC
 H/A/N: 13-3/8-3/4-4
 Long Win/Loss Streak: 8/2
 Long Loss Streak: 2
 Vs. Ranked Teams: 1-4
 Coach: Dave Rose

DATE	OPPONENT	SCORE	W/L
N 14	Long Beach State	95-90	W
N 18	Arkansas-Little Rock*	91-62	W
N 19	Southern Virginia	101-48	W
N 24	No. 15 San Diego State (2OT)*	87-92	L
N 25	vs. Chaminade*	121-85	W
N 26	vs. Purdue (OT)*	85-87	L
N 29	Eastern Kentucky	90-76	W
D 2	at Utah State	91-81	W
D 6	vs. Hawaii#	90-70	W
D 10	No. 13/14 Utah	61-65	L
D 13	at Weber State	76-60	W
D 20	Stanford	79-77	W
D 23	UMass (OT)	77-71	W
D 27	No. 8/8 Gonzaga	80-87	L
D 29	Portland	97-88	W
J 1	at Santa Clara	81-46	W
J 3	at San Francisco	99-68	W
J 8	Pepperdine	61-67	L
J 10	Loyola Marymount	85-72	W
J 15	at Pacific	93-80	W
J 17	at Saint Marys	77-82	L
J 24	at San Diego	74-77	L
J 29	San Francisco	78-74	W
J 31	Santa Clara	78-57	W
F 5	at Pepperdine	74-80	L
F 7	at Loyola Marymount	82-66	W
F 12	Saint Marys	84-59	W
F 14	Pacific	85-62	W
F 19	San Diego	75-62	W
F 26	at Portland	82-69	W
F 28	at No. 3/2 Gonzaga	73-70	W
M 7	vs. Santa Clara@	78-76	W
M 9	vs. Portland@	84-70	W
M 10	No. 7/7 Gonzaga@	75-91	L
M 17	vs. Ole Miss+	90-94	L

* EA SPORTS Maui Invitational
 @ = EnergySolutions Arena
 @ WCC Basketball Championships at Orleans Arena
 + NCAA Tournament
 All times local to site

2015-16* (see note below)

Record, Conference: 26-11, 13-5, 3rd WCC
 H/A/N: 16-2/6-5/4-3
 Long Win/Loss Streak: 5/1
 Vs. Ranked Teams: 2-0
 Coach: Dave Rose

DATE	OPPONENT	SCORE	W/L
N 13	Utah Valley	85-54	W
N 16	at Long Beach State~	65-66	L
N 20	Adams State	97-56	W
N 25	Mississippi Valley State	75-68	W
N 28	Belmont	95-81	W
D 2	at Utah	75-83	L
D 5	vs. Weber State	73-68	W
D 9	Utah State	80-68	W
D 12	at Colorado	83-92	L
D 18	Central Michigan	98-85	W
D 22	vs. Harvard (OT)^	82-85	L
D 23	vs. New Mexico^	96-66	W
D 25	vs. Northern Iowa^	84-76	W
D 31	at Saint Marys	74-85	L
J 2	at Pacific	81-67	W
J 7	Santa Clara	97-61	W
J 9	San Francisco	102-92	W
J 14	at Gonzaga	69-68	W
J 16	at Portland	81-84	L
J 21	at Loyola Marymount	91-80	W
J 23	at Pepperdine	65-71	L
J 28	Loyola Marymount	87-62	W
J 30	Pepperdine	88-77	W
F 4	Saint Marys	70-59	W
F 6	Pacific	72-77	L
F 11	at San Francisco	114-89	W
F 13	at Santa Clara	96-62	W
F 18	at San Diego	69-67	W
F 20	San Diego	91-33	W
F 25	Portland	99-81	W
F 27	Gonzaga	68-71	L
M 5	vs. Santa Clara+	72-60	W
M 7	vs. Gonzaga+	84-88	L
M 16	UAB@	97-79	W
M 18	Virginia Tech@	80-77	W
M 22	Creighton@	88-82	W
M 29	vs. Valparaiso@	70-72	L

~ = ESPN College Tip-Off Marathon
 ^ = Hawaiian Airlines Diamond Head Classic
 + = WCC Championships
 @ = NCAA tournament

2016-17* (see note below)

Record, Conference: 22-12, 12-6, 3rd WCC
 H/A/N: 14-4/5-4/3-4
 Long Win/Loss Streak: 4/2
 Vs. Ranked Teams: 1-4
 Coach: Dave Rose

DATE	OPPONENT	SCORE	W/L
N 14	PrincetonS	82-73	W
N 17	Coppin State	96-59	W
N 19	Coastal Carolina#	81-65	W
N 21	vs. Saint Louis#	92-62	W
N 23	vs. Valparaiso#	89-92	L
N 26	Utah Valley	101-114	L
N 30	vs. Utah State^	77-63	W
D 3	vs. USC+	84-91	L
D 7	Weber State	77-66	W
D 10	Colorado	79-71	W
D 17	vs. Illinois@	73-75	L
D 20	Idaho State	84-58	W
D 22	CSU Bakersfield	81-71	W
D 29	Santa Clara	89-59	W
D 31	at Loyola Marymount	81-76	W
J 5	at No. 19/19 Saint Marys	68-81	L
J 7	Pacific	91-62	W
J 12	San Francisco	85-75	W
J 14	at San Diego	75-88	L
J 19	Pepperdine	99-70	W
J 21	at Pacific	62-47	W
J 26	at Santa Clara	68-76	L
J 28	Loyola Marymount	85-77	W
F 2	No. 1/1 Gonzaga	75-85	L
F 4	Portland	73-62	W
F 9	at Pepperdine	83-99	L
F 11	at San Francisco	68-52	W
F 16	San Diego	82-70	W
F 18	No. 22/21 Saint Marys	57-70	L
F 23	at Portland	97-78	W
F 25	at No. 1/1 Gonzaga	79-71	W
M 4	vs. Loyola Marymount%	89-81	W
M 6	vs. 20/18 Saint Marys%	50-81	L
M 14	vs. UT Arlington~	89-105	L

~ ESPN Tip-Off Marathon
 # Men Who Speak Up Main Event
 ^ at Vivint Smart Home Arena
 + Basketball Hall of Fame's 2016 Hoophall LA
 @ State Farm Chicago Legends
 % WCC Basketball Championships
 ~ NIT

*All victories in the 2015-16 season but the win vs. Weber State and all victories in the 2016-17 season were vacated by the NCAA Committee on Infractions.

ALL-TIME SEASON RESULTS

2017-18

Record, Conference: 24-11, 11-7, 3rd WCC
 H/A/N: 13-3/7-6/4-2
 Long Win/Loss Streak: 9/2
 Vs. Ranked Teams: 1-4
 Coach: Dave Rose

DATE	OPPONENT	SCORE	W/L
N 11	Mississippi Valley State	91-61	W
N 15	at Princeton	65-56	W
N 18	UT Arlington#	75-89	L
N 21	Niagara#	95-88	W
N 24	vs. Alabama#	59-71	L
N 25	vs. UMass#	68-66	W
N 29	at Utah Valley%	85-58	W
D 2	at Utah State	75-66	W
D 6	Illinois State	80-68	W
D 9	vs. Weber State ^	74-68	W
D 16	Utah+	77-65	W
D 21	Idaho State	85-71	W
D 23	Texas Southern	73-52	W
D 28	Portland*	69-45	W
D 30	Saint Mary's* (OT)	64-74	L
J 4	at San Francisco*	69-59	W
J 6	at Pacific*	66-67	L
J 11	Pepperdine*	83-63	W
J 13	at Santa Clara*	84-50	W
J 18	Loyola Marymount*	82-67	W
J 20	San Diego*	74-58	W
J 25	at 16/18 Saint Mary's*	62-75	L
J 27	Pacific*	80-65	W
F 1	at Loyola Marymount*	69-76	L
F 3	at 14/14 Gonzaga*	60-68	L
F 8	Santa Clara*	80-58	W
F 10	San Francisco* (OT)	75-73	W
F 15	at Pepperdine* (OT)	75-70	W
F 17	at San Diego*	62-75	L
F 22	at Portland*	72-60	W
F 24	6/6 Gonzaga*	65-79	L
M 3	vs. San Diego\$	85-79	W
M 5	vs. 20/23 Saint Mary's\$	85-72	W
M 6	vs. 6/8 Gonzaga\$	54-74	L
M 14	at Stanford@	83-86	L

Barclays Center Classic
 % Crosstown Clash
 ^ Beehive Classic at Vivint Smart Home Arena
 + Deseret First Duel
 * WCC Game
 \$ WCC Basketball Championships
 @ NIT

2018-19

Record, Conference: 19-13, 11-5, T2nd WCC
 H/A/N: 13-3/5-8/1-2
 Long Win/Loss Streak: 5/3
 Vs. Ranked Teams: 0-4
 Coach: Dave Rose

DATE	OPPONENT	SCORE	W/L
N 6	at No. 7/9 Nevada	70-86	L
N 9	Utah Valley ^	75-65	W
N 13	Northwestern State#	82-57	W
N 15	Oral Roberts	85-65	W
N 17	Alabama A&M#	91-60	W
N 21	Rice#	105-78	W
N 24	Houston#	62-76	L
N 28	at Illinois State (OT)	89-92	L
D 1	at Weber State	103-113	L
D 5	Utah State	95-80	W
D 8	vs Utah+	74-59	W
D 12	Portland State	85-66	W
D 15	vs UNLV (OT)%	90-92	L
D 22	at San Diego State	81-90	L
D 29	at No. 17/19 Mississippi State	81-103	L
J 3	at Pacific*	69-57	W
J 5	at Saint Mary's*	66-88	L
J 10	Portland*	79-56	W
J 12	Santa Clara*	80-74	W
J 17	at Pepperdine*	82-67	W
J 19	at San Francisco*	63-82	L
J 24	Saint Mary's*	71-66	W
J 31	No. 4/4 Gonzaga*	63-93	L
F 2	Loyola Marymount*	67-49	W
F 7	at Portland*	83-48	W
F 9	Pacific*	69-59	W
F 14	at San Diego (OT)*	88-82	W
F 16	at Loyola Marymount*	70-62	W
F 21	San Francisco*	71-77	L
F 23	at No. 2/2 Gonzaga*	68-102	L
M 2	San Diego*	87-73	W
M 9	vs. San Diego\$	57-80	L

^ UCCU Crosstown Clash
 # Men Against Breast Cancer Cougar Cup
 + Beehive Classic / Deseret First Duel
 % Neon Hoops Showcase
 * WCC Game
 \$ WCC Basketball Championships



MARK POPE
 Years: 2019-present (1)
 Record: 0-0 (.000)

BYU MAKES HISTORY, DEFEATS NO. 1 GONZAGA

On Feb. 25, 2017, BYU beat the No. 1 team in the nation for the first time in program history with a 79-71 victory over Gonzaga in Spokane, Washington.

"These players will remember this for a long time," BYU head coach Dave Rose said. "We challenged Gonzaga in Provo, but we never really threatened to beat them. We got a chance to do it again knowing we could put pieces together to make runs on these guys and cause some issues. Our guys really believed in each other and believed this could happen."


Eric Mika led all scorers with 29 points and 11 rebounds while TJ Haws added 17 points and Elijah Bryant contributed 14.

BYU trailed 18-2 early in the game but later used a 14-3 run to come within four points, 26-22. The Cougars eventually cut the deficit to one, 31-30, before Gonzaga regained control for a 41-35 lead heading into halftime.

BYU remained close throughout the second half before going on a 14-2 run to take a 61-60 lead with 8:40 left in the game.

Neither team led by more than one possession for the next six-plus minutes and the score was tied at 71-all with 1:53 to go. An 18-footer by Mika and a Corbin Kaufusi layup gave the Cougars a four-point lead, 75-71, with less than 20 seconds to go. Mika and Nick Emery combined to go 4 of 4 from the free-throw line to give BYU a 79-71 win.

*This win was vacated by the NCAA Committee on Infractions.



ALL-TIME LETTERMEN

A		Mark Bigelow	1999-02-03-04	Jack Cravens	1957-58
Ron Abegglen	1959-60-61	Nick Bird	1923	Bill Crow	1962-63
Charles Abouo	2009-10-11-12	Gus Black	1935-36-37	Todd Crow	1990
Jarkko Ahlbom	1996-97-98	Bill Blumenthal	1962-63-64	Larry Crowley	1960-61
Austin Ainge	2003-04-05-06-07	Daniel Bobik	2001-02	Dave Crowton	1936
Danny Ainge	1978-79-80-81	Ralph Bonham	1953	Ralph Crowton	1935-36-39
Doug Ainge	1974	Malcolm Booth	1938	Sherman Crump	1952-53-54
Von Alleman	1982-83	Danny Bower	1998-99	Ryan Cuff	1993
Glen Allen	1938-39-40	Ricky Bower	2003-04	Lee Cummard	2006-07-08-09
John Allen	2003	Shawn Bradley	1991	Craig Cusick	2012-13
Markland Allred	1935-38	Paul Briggs	1989-90	D	
John Alstrom	1962-63	Lloyd Brink	1939-40-41	Dick Dabbling	1946
Augustin Ambrosino	2013	Eldon Brinley	1928-29-30-31	Jerry Dahlman	1963
Brian Ambrozich	1972-73	Rashaun Broadus	2006-07	Payton Dastrup	2017-18
Belmont Anderson	1972-73-74	Walter Brooks	1935-36	Kirk Davidson	1990-91
Blaine Anderson	1954-55-56	Tyrone Brown	1997	Brandon Davies	2010-11-12-13
David Anderson	1997	Vince Bryan	1988-89	Bob Davis	1968-69-70
Greg Anderson	1977-78	Elijah Bryant	2017-18	Kyle Davis	2016-17
Harry Anderson	1955-56-57	Jay Bunker	1971-72-73	Derek Dawes	2001-04-05-06
Jack Anderson	1956-57	Sam Burgess	2005-06-07-08	Larry DeLaittre	1970
James Anderson	2009-10-11	Van Burgess	1953-54-55	Raul Delgado	2013
Kenneth Anderson	1924	Bruce Burton	1961-62-63	Dee Denzer	1964
Steve Anderson	1978-79-80	C		Bob Detmers	1937
Lou Andrus	1963	Nathan Call	1987-88-91-92	Willard Devitt	1938
Ryan Andrus	2015	Cory Calvert	2013	Brian Dignan	1998-99
Steve Andrus	1989-90	Elbert Campbell	1935	Buck Dixon	1923-24-25-26
Brett Applegate	1983-84	Jeff Campbell	1991-95-96-97	Sanky Dixon	1926-27-28-29
Rafael Araujo	2003-04	Hugh Cannon	1934-35-36	Chris Dowling	1969
Jordan Archibald	2000-01	McKay Cannon	2018-19	Paul Dressel	1983-84
Lance Archibald	1996-97-98-99	Bobby Capener	1982-83-86-87	Jon Dresser	1967-68-69
Stan Ashby	1962	Matt Carlino	2012-13-14	Jerry Dunn	1918-20-21
Alan Astle	1984-87-88-89	Jon Carlisle	2002	Loren Dunn	1951-52
David Astle	1990-91-92-93	Nate Chappell	1999	Devin Durrant	1979-80-83-84
Nate Austin	2012-13-14-15-16	Jeff Chatman	1985-86-87-88	Kent Durrant	1949-51
Jamal Aytes	2016-17	Jordan Chatman	2016	Mark Durrant	1990-93-94-95
B		Jay Cheesman	1974-75-76-77	E	
Bryce Bailey	1944-45-46-47	Larry Cheesman	1977-78	Jim Eakins	1966-67-68
Dave Bailey	1971-72	Junior Child	1946-47	Gary Earnest	1959-60-61
Maynard Bailey	1945	Yoeli Childs	2017-19	Dave Eastis	1959-60-61
Clyde Baker	1970-71	Jacob Chrisman	2001	Valoy Eaton	1958-59-60
Jimmy Balderson	2002-05-06-07	Bryce Christensen	1940-41	Clarence Edwards	1918-19-20
Wilburn Ball	1933	Craig Christensen	1976-79-80-81-82	Bud Eggertsen	1940
Greg Ballif	1978-79-80-81-82	Harold Christensen	1951-52-53	Jordan Ellis	2015
Mark Ballif	1929-30	Jack Christensen	1937-38-39	Joe Ellsworth	2000
Dave Barber	1960	Kurt Christensen	1992-93-94	Jackson Emery	2006-09-10-11
Bruce Barron	1968-69	Todd Christensen	1996-99-00	Nick Emery	2016-17-19
Frank Bartley IV	2014-15	Lee Christiansen	1930	Duane Esplin	1941-42-47
Gary Batchelor	1961-62-63	Fred Clark	1918-19	Fay Evans	1932-33
Gavin Baxter	2019	Randy Clark	1947-48-49	Ferd Evans	1932-33
Ivan Beem	1947-48-49-50	Grig Clawson	1973-74-75	Talmadge Eyre	1998
Doug Beck	1957	Mark Clausen	1988	F	
Chad Beckstead	1937-38	Robert Cochran	1985-86	John Fairchild	1964-65
Ron Bell	1960	Reed Collins	1926-27-28	Mel Fawcett	1932
John Benson	1955-56-57	Stan Collins	1953-54	Bryan Fink	1985-86
Jim Benton	1935	Chris Collinsworth	2008-11-12	Chase Fischer	2015-16
Steven Beo	2017	Kyle Collinsworth	2011-14-15-16	John Fish	1989-92-93-94
Rylan Bergersen	2018-19	Jeff Congdon	1964-65-66	Orville Fisher	1966-67-68
Grant Berges	1995-96-97	George Cooper	1928-29-30-31	Chad Fister	1996
Mike Berning	1974	Nathan Cooper	1996-99-00-01	Alan Frampton	1989-90
Frank Berrett	1959-60	Kresimir Cosic	1971-72-73	Zack Frampton	2017
Sherrell Berrett	1959	Wayne Cottle	1950-51	Danny Frazier	1979
Roland Bevell	1960-61	Bob Craig	1949-50-51	Jimmer Fredette	2008-09-10-11
Lowell Biddulph	1925	Steve Craig	1976-79-80-81	Bernie Fryer	1971-72

ALL-TIME LETTERMEN

DeRay Fullmer	1947-48-49-50
Frank Fullmer	1940-41-42
Gary Furniss	1981-82-83
G	
Dean Gardner	1940-41-42
Mike Gardner	1963-64-65
Morris Gardner	1947
Floyd Garn	1931-32
Alma Garrett	1946-47
Todd Gentry	1990
Earl Giles	1934-35-36-37
Floyd Giles	1941-42-43-46
Lynn Gleave	1958
Elwood Gledhill	1923
Tom Gneiting	1985-86-87
George Gourley	1933
Lee Gourley	1935
R. Clark Greenhalgh	1945-46-49
Tom Griggs	1924
Dick Grimmert	1934
Earl Groesbeck	1925
Davin Guinn	2016-17
Holden Gunnnett	1935-39
John Gustin	1957-58
H	
Ed Hale	1947
Skyler Halford	2014-15
Mike Hall	2004-05
Lynn Halvorsen	1929
Lee Hamblin	1943
Brian Hamilton	1998-99
Chris Handy	1998
Mark Handy	1974-75-76-77
Travis Hansen	2001-02-03
Don Hanson	1943
Connor Harding	2019
Jahshire Hardnett	2018-19
Chauncey Harmon	1925
Damarcus Harrison	2012
Irel Hart	1927
Jakob Hartsock	2016
Noah Hartsock	2009-10-11-12
Ian Harward	2013
Jacob Hawkins	1999
Marty Haws	1985-87-88-89-90
Tyler Haws	2010-13-14-15
TJ Haws	2017-18-19
Leon Heaps	1951-52
Don Helm	1958
Mike Herring	1988-89
Mark Heslop	1986-89-90-91-92
Bruce Hill	1959-60
Gary Hill	1965-66-67
Russ Hillman	1949-50-51
Willard Hirschi	1954-55-56
Bryan Hofheins	1995-96
Jim House	1967
Bob Howard	1923-24-25-26
Dan Howard	2000-01-02-03
Doug Howard	1968-69-70
Greg Humphreys	1986-87
Dale Hunt	1941
Jim Hunter	1931-32-33-34
Mel Hutchins	1947-48-50-51

I	
Rags Ingersoll	1924-25-28-29
Bob Inglis	1960
Vuk Ivanovic	2006-07-08
Ivan Iverson	1937
J	
Elwood Jackson	1922
Gee Jackson	1942
Boyd Jarman	1951-52-53
Ken James	1965-66-67
Hal Jensen	1956-57
Jay Jensen	1947
Jared Jensen	2002-03-04-05
John Jensen	1945
Lawrell Jensen	1930
Bart Jepsen	1998-01-02-03
Bret Jepsen	1995-98-99
Jim Jimas	1965-66-67
Joe Johnson	1932-33-34-35
Lloyd Johnson	1961-62
Lou Johnson	1930-31-32
Andrew Johnston	2014
Dick Jones	1949-50-51
Robert Jones	1991-92
Russ Jones	1957-58
Troy Jones	1973-74-75-76
Craig Jorgensen	1971-72-73
K	
Keegan Kane	1991
Tom Karren	1952-53-54
Bronson Kaufusi	2013
Corbin Kaufusi	2015-16-17
Ralph Keeler	1919-22-23
Steve Kelly	1969-70-71
Jim Kelson	1961-62-63
Andy Kimball	1945
Paul Kitchen	1956
Greg Kite	1980-81-82-83
Nate Knight	2001
Shane Knight	1991-92-93-94-95
Steve Kramer	1964-65-66
LaVar Kump	1936-37-38
Ron Kump	1954
Gene Kunz	1961-62
L	
Timo Lampen	1961
Dean Larsen	1952-53-54
Russell Larson	1992-93-94-95
Vance Law	1975-76-77
Veryl Law	1974-75-76-77
Kolby Lee	2019
Colby Leifson	2017
Luiz Lemes	2003-04
Drew Leonard	1937
Malcolm LeSueur	1932-33
Dave Lewis	1954-55-56
John Lewis	1963
Kari Liimo	1967-68-69
Shawn Lindquist	1993-94
Chick Little	1946-47
John Lloyd	1990
Wesley Lloyd	1924-25-26
Matt Lohner	1995-96

Paul Loveday	1966-67
Michael Loyd Jr.	2008-10
Terrell Lyday	2000-01
Chris Lynch	1988
Walter Lyons	1935
Marty Lythgoe	1967-68-69
M	
Gavin MacGregor	2007
Mac Madsen	1954-58-59
McRay Magleby	1930-31
Russell Magleby	1928-29-30-31
Logan Magnusson	2010-11
Fernando Malaman	2006-07
Jack Mannion	1961
Nick Martineau	2008-11-12
Nick Mateljan	1953-54-55
Anthony Matthews	1985-86
LeRoy Maughan	1966-69-70
Taylor Maughan	2019
Mike Maxwell	1980-82
Mike May	1977-78
Dave McGuire	1978-79-81
Emerson McOmber	1933
Jim McIntyre	1960
Garner Meads	2001-04-05
Steve Merta	1962
Mark Michaelis	1999
Eric Mika	2014-17
Chris Miles	2005-08-09-10
Gary Miles	1957-58-59
Paul Millar	1963-64
Jared Miller	1991-92-93
Jim Miller	1969-70-71
Mark Miller	1960-63-64
Floyd Millet	1933
Duard Millett	1943
Wayne Millett	1935
Roland Minson	1949-50-51
John Moala	1997
Matt Montague	1997-00-01-02
Scott Moon	1990-91
Lamont Morgan, Jr.	2009-10
Tim Mould	1976
Ben Murdock	2007-08
Bert Myers	1959-60
N	
Nick Nakic	1977
Terry Nashif	2002-03-04-05
Isaac Neilson	2015
Ross Neilson	1923
Byron Nelson	1931-32-33-34
Joe Nelson	1947-48-49-50
Dick Nemelka	1964-65-66
John Nicoll	1958-59
David Nielsen	1999-00
Eric Nielsen	1997-00-01-02
Gifford Nielsen	1974-75
Kevin Nielsen	1978-79-82-83-84
Stan Nielsen	1940-41
Chris Nikchevich	1983-84-85
Dalton Nixon	2015-18-19
Kevin Nixon	1992-93
Reed Noble	1975-76

ALL-TIME LETTERMEN

O			Golden Romney	1923-24-25-26	Paul Thompson	1945	
Ralph Olsen	1951-52		Jerry Romney	1950-51-52	Verne Thompson	1976-77	
Roy Olsen	1945-46-47		Archie Rose	2008-2009	Paul Thorn	1929	
Bob Orr	1941-42-43		L.J. Rose	2017	Dick Thorne	1952	
Misho Ostarcevic	1976-77		Mike Rose	2004-05-06-07	James Thorne	1951	
Clarence Osterhues	1949-50		Lynn Rowe	1955-56-57	Phil Tollestrup	1970-71-72	
Don Overly	1940-41		Owen Rowe	1927-28-29	Michael Tompson	1997	
Dick Owen	1947		Bill Ruffner	1964-66	Byron Toone	1950	
P			Bryon Ruffner	1996	Andy Toolson	1985, 88-89-90	
Paul Packard	1922-23-24-25		Paul Ruffner	1969-70	Jake Toolson	2015-16	
Albert Page	1919-20		Scott Runia	1977-78-79-80	Bill Treu	1958	
Bill Pardoe	1938		S			Gary Trost	1988-91-92-93
Averian Parrish	1986		Timo Saarelainen	1981-82-83-84-85	Evan Troy	2018-19	
Lynn Parsons	1967-68-69		Nick Sanderson	1992-93	Steve Trumbo	1979-80-81-82	
Truman Partridge	1922-23		Kevin Santiago	1989-90	Marlow Turpin	1935-36-37	
Herschel Pedersen	1954-55-56		Mark Santiago	1991-92	U		
Marty Perry	1983-84-85		Kalevi (Moni) Sarkalahti	1971-72-73	Jim Usevitch	1983-84-87-88	
Jared Peterson	1998		LaVon Satterfield	1950	V		
Morris Peterson	1953-54		Randy Schouten	1966-67-68	Veikko Vainio	1969-70-71	
Rolf Peterson	1942-46		Steve Schreiner	1988-89-90-91	Don Volpi	1958	
Russ Peterson	1956-57-58-59		Zac Seljaas	2016-18-19	Michael Vranes	1997-99-00-01	
Ed Pinegar	1954-55-56		Ron Selleaze	1998	W		
Jesse Pinegar	2001-02		Josh Sharp	2012-13-14-15	Brent Wade	1986-87	
Matt Pinegar	2009		Braiden Shaw	2016-17	Brady Walker	1942-43-46-47	
Graham Pingree	2014		Ty Shippen	2001	Bud Walker	1929	
Trent Plaisted	2005-06-07-08		Jake Shoff	2003-04	Scott Warner	1967-68-69-70	
Alan Pollard	1983-85-86		Ernest Shumway	1918	Stan Watts	1937-38	
Carl Pollard	1984-85		Rickey Shumway	1959	Richie Webb	1981-84-85-86	
Wendell Poulson	1927		Don Simmons	1927	Justin Weidauer	1992-95-96-97-98	
Pete Prusse	1947		Glen Simmons	1918-22	Joe Weight	1946-47-48-49	
Thomas Pyne	1920		Scott Sinek	1982-83-84-85	Ken Weight	1920-21-22	
Q			Bob Skousen	1959-62-63	Fred Weimer	1939-40-41	
Bob Quinney	1963-64-65		Clarence Skousen	1927-28-29	Neil Welling	1943-44-45	
R			Michael Smith	1984, 87-88-89	Mekeli Wesley	1998-99-00-01	
Gary Radunich	1970		Don Snow	1940-41-42	Vern Whatcott	1949-50	
Lloyd Rasmussen	1954-55		Greg Snow	1972-73-74-75	Jack Whipple	1947-48-49-50	
Mahlon Rasmusson	1943		Bill Snow	1921-27	Trent Whiting	2001	
Craig Raymond	1965-66-67		Scott Sonnenberg	1997	Jay Whitman	1932-33-34-35	
Mark Reeve	1927-28-29-30		Meade Squire	1946-47	Craig Wilcox	1994-95	
Fenton Reeves	1920		Jim Spencer	1959	Mel Wilkes	1956-57-58	
Brock Reichner	2005-06		Jon Stanley	1964-65	Chris Williams	1974-75-76	
Randy Reid	1990-93-94-95-96		George Staples	1930	Frank Willis	1919	
Robbie Reid	1994-95		Ron Steinke	1960-61-62-63	Bob Wilson	1961-62	
George Rekoutis	1964		Tom Steinke	1955-56-57	Anson Winder	2012-13-14-15	
Dale Rex	1941-42-43		Neil Stephens	1953	Joe Winters	1943	
Keith Rice	1978-79		Brent Stephenson	1986-87	David Wolfe	1988-89	
Bob Ricks	1957		Reed Stewart	1923-24-25	Kevin Woodberry	2003-04	
Doug Richards	1972-73-74		Chris Stock	1996	Luke Worthington	2014-15-18-19	
Frosty Richards	1924-25-26-27		Earl Sumsion	1918	Frank Wright	1935-36	
Harry Richards	1918-19-20-21		Russell Swenson	1921-22-26	Leslie Wright	1927-28-29	
Joe Richey	1951-52-53		T			Paul Wyatt	1963-64
Grant Richins	1943		Nick Taggart	1997-00	Y		
Vir Richins	1938-39		Jonathan Tavernari	2007-08-09-10	Robbie Yates	1997-98	
Silester Rivers	1999-00		Alan Taylor	1977-78-79-80	Ike Young	1923	
Charles Roberts	1937-38		Brian Taylor	1983-84-87-88	Keena Young	2005-06-07	
Fred Roberts	1979-80-81-82		Snide Taylor	1924	Z		
Glen Roberts	1977-78-79		John Taylor	1953-54	Brock Zylstra	2010-11-12-13	
Kenneth Roberts	1991-94-95-96		Terry Tebbs	1954-55-56			
Marc Roberts	2000-03-04		Roy Thacker	1957-58-59			
Neil Roberts	1965-66-67		Ted Thiel	1947-48-49			
Burl Robison	1930-31-32-33		Cy Thompson	1943			
Stephen Rogers	2011-12		Jay Thompson	1994-95-96			
Elwood Romney	1930-31-32-33		Jermaine Thompson	1996			

YEAR-BY-YEAR COACHING BREAKDOWN

YEAR	COACH	RECORD	FINISH, CONF	POSTSEASON	OFF	DEF	DIFF
2018-19	Dave Rose	19-13, 11-5	T2nd, WCC		79.0	76.1	+2.8
2017-18	Dave Rose	24-11, 11-7	3rd, WCC	NIT, 0-1	74.3	67.8	+6.5
2016-17*	Dave Rose	22-12, 12-6	3rd, WCC	NIT, 0-1	80.6	74.3	+6.4
		0-12, 0-6		No postseason			
2015-16*	Dave Rose	26-11, 13-5	3rd, WCC	NIT, 3-1	83.6	72.8	+10.8
		1-11, 0-5		No postseason			
2014-15	Dave Rose	25-10, 13-5	T2nd, WCC	NCAA, 0-1	83.7	73.2	+10.6
2013-14	Dave Rose	23-12, 13-5	T2nd, WCC	NCAA, 0-1	83.7	77.3	+6.4
2012-13	Dave Rose	24-12, 10-6	3rd, WCC	NIT, 3-1	77.1	69.5	+7.6
2011-12	Dave Rose	26-9, 12-4	3rd, WCC	NCAA, 1-1	77.9	67.4	+10.5
2010-11	Dave Rose	32-5, 14-2	T1st, MWC	NCAA, 2-1	81.4	67.9	+13.5
2009-10	Dave Rose	30-6, 13-3	2nd, MWC	NCAA, 1-1	83.1	66.4	+16.7
2008-09	Dave Rose	25-8, 12-4	T1st, MWC	NCAA, 0-1	77.1	65.2	+11.9
2007-08	Dave Rose	27-8, 14-2	1st, MWC	NCAA, 0-1	73.7	63.2	+10.5
2006-07	Dave Rose	25-9, 13-3	1st, MWC	NCAA, 0-1	78.1	69.0	+9.1
2005-06	Dave Rose	20-9, 12-4	T2nd, MWC	NIT, 0-1	76.2	71.7	+4.5
2004-05	Steve Cleveland	9-21, 3-11	T7th, MWC		65.7	69.0	-3.3
2003-04	Steve Cleveland	21-9, 10-4	2nd, MWC	NCAA, 0-1	71.4	65.6	+5.8
2002-03	Steve Cleveland	23-9, 11-3	T1st, MWC	NCAA, 0-1	71.8	63.5	+8.3
2001-02	Steve Cleveland	18-12, 7-7	T4th, MWC	NIT, 1-1	70.5	65.0	+5.5
2000-01	Steve Cleveland	24-9, 10-4	T1st, MWC	NCAA, 0-1	70.4	62.7	+7.7
1999-00	Steve Cleveland	22-11, 7-7	6th, MWC	NIT, 2-1	70.5	63.8	+6.7
1998-99	Steve Cleveland	12-16, 6-8	5th, WAC Pacific		71.8	73.4	-1.6
1997-98	Steve Cleveland	9-21, 4-10	6th, WAC Mtn		63.5	69.8	-6.3
1996-97	Tony Ingle	0-19, 0-16	8th, WAC Mtn		58.3	78.9	-20.6
1996-97	Roger Reid	1-6, 0-0	NA		62.9	80.3	-17.4
1995-96	Roger Reid	15-13, 9-9	5th, WAC		82.3	78.4	+3.9
1994-95	Roger Reid	22-10, 13-5	T2nd, WAC	NCAA, 0-1	75.2	69.2	+6.0
1993-94	Roger Reid	22-10, 12-6	3rd, WAC	NIT, 1-1	79.4	74.4	+5.0
1992-93	Roger Reid	25-9, 15-3	T1st, WAC	NCAA, 1-1	81.0	71.9	+9.1
1991-92	Roger Reid	25-7, 12-4	T1st, WAC	NCAA, 0-1	80.2	69.6	+10.6
1990-91	Roger Reid	21-13, 11-5	2nd, WAC	NCAA, 1-1	72.2	68.7	+3.5
1989-90	Roger Reid	21-9, 11-5	T1st, WAC	NCAA, 0-1	70.3	65.7	+4.6
1988-89	Ladell Andersen	14-15, 7-9	5th, WAC		80.6	80.1	+0.5
1987-88	Ladell Andersen	26-6, 13-3	1st, WAC	NCAA, 1-1	85.5	76.2	+9.3
1986-87	Ladell Andersen	21-11, 12-4	2nd, WAC	NCAA, 0-1	82.3	77.2	+5.1
1985-86	Ladell Andersen	18-14, 11-5	4th, WAC	NIT, 2-1	72.8	70.6	+2.2
1984-85	Ladell Andersen	15-14, 9-7	T3rd, WAC		75.0	74.4	+0.6
1983-84	Ladell Andersen	20-11, 12-4	2nd, WAC	NCAA, 1-1	78.5	75.0	+3.5
1982-83	Frank Arnold	15-14, 11-5	T1st, WAC		69.5	66.2	+3.3
1981-82	Frank Arnold	17-13, 9-7	T4th, WAC	NIT, 0-1	62.8	58.4	+4.4
1980-81	Frank Arnold	25-7, 12-4	3rd, WAC	NCAA, 3-1	78.8	71.1	+7.7
1979-80	Frank Arnold	24-5, 13-1	1st, WAC	NCAA, 0-1	83.5	72.5	+11.0
1978-79	Frank Arnold	20-8, 10-2	1st, WAC	NCAA, 0-1	85.0	76.6	+8.4
1977-78	Frank Arnold	12-18, 6-8	T4th, WAC		81.0	83.2	-2.2
1976-77	Frank Arnold	12-15, 4-10	7th, WAC		74.6	75.1	-0.5
1975-76	Frank Arnold	12-14, 6-8	T5th, WAC		77.5	83.9	-6.4
1974-75	Glenn Potter	12-14, 5-9	6th, WAC		79.3	80.3	-1.0
1973-74	Glenn Potter	11-15, 6-8	6th, WAC		77.5	83.9	-6.4
1972-73	Glenn Potter	19-7, 9-5	T2nd, WAC		79.5	74.6	+4.9
1971-72	Stan Watts	21-5, 12-2	1st, WAC	NCAA, 0-1	81.8	74.1	+7.7
1970-71	Stan Watts	18-11, 10-4	1st, WAC	NCAA, 1-2	82.8	79.1	+3.7
1969-70	Stan Watts	8-18, 4-10	7th, WAC		80.7	84.1	-3.4
1968-69	Stan Watts	16-12, 6-4	T1st, WAC	NCAA, 0-1	83.0	80.7	+2.3
1967-68	Stan Watts	13-12, 4-6	T4th, WAC		82.6	78.2	+4.4
1966-67	Stan Watts	14-10, 8-2	T1st, WAC		81.7	76.1	+5.6
1965-66	Stan Watts	20-9, 6-4	2nd, WAC	NIT, 3-0*	95.5	82.9	+12.6
1964-65	Stan Watts	21-7, 8-2	1st, WAC	NCAA, 0-2	94.3	84.1	+10.2
1963-64	Stan Watts	13-12, 5-5	3rd, WAC		79.0	80.2	-1.2
1962-63	Stan Watts	12-14, 6-4	2nd, WAC		77.1	78.3	-1.2
1961-62	Stan Watts	10-16, 5-9	4th, SC		70.5	74.9	-4.4
1960-61	Stan Watts	15-11, 9-5	3rd, SC		73.9	71.9	+2.0
1959-60	Stan Watts	9-17, 5-9	5th, SC		67.0	75.1	-8.1
1958-59	Stan Watts	15-11, 8-6	4th, SC		75.5	71.2	+4.3
1957-58	Stan Watts	13-13, 9-5	T2nd, SC		65.3	66.7	-1.4
1956-57	Stan Watts	19-9, 11-3	1st, SC	NCAA, 1-1	70.7	67.1	+3.6
1955-56	Stan Watts	18-8, 10-4	2nd, SC		77.2	67.0	+10.2
1954-55	Stan Watts	13-13, 10-4	2nd, SC		72.7	71.0	+1.7
1953-54	Stan Watts	18-11, 9-5	3rd, SC	NIT, 0-1	68.6	64.8	+3.83
1952-53	Stan Watts	22-8, 11-3	2nd, SC	NIT, 0-1	69.2	56.2	+13.0
1951-52	Stan Watts	14-10, 9-5	2nd, SC		60.4	58.8	+1.6
1950-51	Stan Watts	28-8, 15-5	1st, SC	NCAA/NIT, 1-2/3-0*	65.3	55.7	+9.6
1949-50	Stan Watts	22-12, 14-6	1st, SC	NCAA, 1-1	55.0	49.9	+5.1

WCC=West Coast Conference; MWC=Mountain West Conference; WAC=Western Athletic Conference;
MSC=Mountain State Conference (Skyline); RMC=Rocky Mountain Conference

*BYU's victories (with the exception of the 2015 Weber State game) and postseason appearances in the 2015-16 and 2016-17 season were vacated by the NCAA Committee on Infractions. On court records listed with official adjusted records listed below.

COUGAR COACHING RECORDS

MARRIOTT CENTER W/L RECORDS

YEARS	HEAD COACH	W/L	PCT.
1971-72	Stan Watts	12-0	1.000
	WATTS TOTAL	12-0	1.000
1972-73	Glenn Potter	11-3	.786
1973-74	Glenn Potter	6-4	.600
1974-75	Glenn Potter	9-6	.533
	POTTER TOTAL	26-13	.641
1975-76	Frank Arnold	7-5	.583
1976-77	Frank Arnold	6-6	.500
1977-78	Frank Arnold	9-4	.692
1978-79	Frank Arnold	14-0	1.000
1979-80	Frank Arnold	12-2	.857
1980-81	Frank Arnold	13-0	1.000
1981-82	Frank Arnold	11-5	.688
1982-83	Frank Arnold	9-6	.600
	ARNOLD TOTAL	81-28	.743
1983-84	Ladell Andersen	14-1	.933
1984-85	Ladell Andersen	9-5	.643
1985-86	Ladell Andersen	12-4	.750
1986-87	Ladell Andersen	10-4	.786
1987-88	Ladell Andersen	16-2	.889
1988-89	Ladell Andersen	10-5	.667
	ANDERSEN TOTAL	71-21	.783
1989-90	Roger Reid	15-0	1.000
1990-91	Roger Reid	10-6	.625
1991-92	Roger Reid	14-1	.933
1992-93	Roger Reid	13-1	.929
1993-94	Roger Reid	14-2	.875
1994-95	Roger Reid	14-0	1.000
1995-96	Roger Reid	11-4	.733
1996-97	Roger Reid	1-4	.143
	REID TOTAL	92-18	.821
1996-97	Tony Ingle	0-9	.000
	INGLE TOTAL	0-9	.000
1997-98	Steve Cleveland	4-10	.286
1998-99	Steve Cleveland	9-5	.643
1999-00	Steve Cleveland	14-2	.875
2000-01	Steve Cleveland	15-0	1.000
2001-02	Steve Cleveland	16-0	1.000
2002-03	Steve Cleveland	13-1	.929
2003-04	Steve Cleveland	13-0	1.000
2004-05	Steve Cleveland	6-8	.429
	CLEVELAND TOTAL	90-26	.776
2005-06	Dave Rose	14-1	.933
2006-07	Dave Rose	17-0	1.000
2007-08	Dave Rose	16-0	1.000
2008-09	Dave Rose	14-2	.875
2009-10	Dave Rose	15-1	.938
2010-11	Dave Rose	13-1	.929
2011-12	Dave Rose	13-3	.813
2012-13	Dave Rose	15-3	.833
2013-14	Dave Rose	14-1	.933
2014-15	Dave Rose	13-3	.813
2015-16	Dave Rose	16-2/0-2+	.889/.000
2016-17	Dave Rose	14-4/0-4+	.778/.000
2017-18	Dave Rose	13-3	.813
2018-19	Dave Rose	13-3	.813
	ROSE TOTAL	200-27/170-27	.863
	Total	572-142/542-142	.795

+BYU's home wins were vacated by the NCAA Committee on Infractions.
Records listed: on court record/official adjusted record.

BYU COACHING RECORDS

YEARS	HEAD COACH	WON	LOST	PCT.
1902-03	W.A. Colton	4	5	.444
1903-05	(Unknown)	12	6	.667
1905-08	C.T. Teetzel	22	6	.786
1908-10	Fred Bennion	16	6	.727
1910-11	Henry Rose	8	0	1.000
1911-20	E.L. Roberts	58	20	.744
1920-25	Alvin Twitchell	50	20	.714
1925-28	E.L. Roberts	29	29	.500
	Roberts Overall	87	49	.640
1928-35	G. Ott Romney	139	71	.662
1935-36	Edwin R. Kimball	16	9	.640
1936-38	Fred "Buck" Dixon	25	23	.521
1938-41	Edwin R. Kimball	43	29	.597
	Kimball Overall	59	38	.608
1941-49	Floyd Millet	104	77	.575
1949-72	Stan Watts	371	254	.594
1972-75	Glenn Potter	42	36	.538
1975-83	Frank Arnold	137	94	.593
1983-89	Ladell Andersen	114	71	.616
1989-96	Roger Reid	152	77	.664
1996-97	Tony Ingle	0	19	.000
1997-05	Steve Cleveland	138	108	.561
2005-19	Dave Rose*	348/301	135/133	.720/.694
	OVERALL*	1828/1782	1096/1093	.625/.602

POSTSEASON RECORDS

STAN WATTS
 NCAA Overall – 4-10
 NIT Overall – 6-2
 1950 – NCAA – 1-1
 1951 – NCAA – 1-2
 NIT – 3-0
 1953 – NIT – 0-1
 1954 – NIT – 0-1
 1957 – NCAA – 1-1
 1965 – NCAA – 0-2
 1966 – NIT – 3-0
 1969 – NCAA – 0-1
 1971 – NCAA – 1-2
 1972 – NCAA – 0-1

FRANK ARNOLD
 NCAA Overall – 3-3
 NIT Overall – 0-1
 1979 – NCAA – 0-1
 1980 – NCAA – 0-1
 1981 – NCAA – 3-1
 1982 – NIT – 0-1

LADELL ANDERSEN
 NCAA Overall – 2-3
 NIT Overall – 2-1
 1984 – NCAA – 1-1
 1986 – NIT – 2-1
 1987 – NCAA – 0-1
 1988 – NCAA – 1-1

ROGER REID
 NCAA Overall – 2-5
 NIT Overall – 1-1
 1990 – NCAA – 0-1
 1991 – NCAA – 1-1
 1992 – NCAA – 0-1
 1993 – NCAA – 1-1
 1994 – NIT – 1-1
 1995 – NCAA – 0-1

STEVE CLEVELAND
 NCAA Overall – 0-3
 NIT Overall – 3-2
 2000 – NIT – 2-1
 2001 – NCAA – 0-1
 2002 – NIT – 1-1
 2003 – NCAA – 0-1
 2004 – NCAA – 0-1

DAVE ROSE
 NCAA Overall – 4-8
 NIT Overall – 6-5/3-3*
 2006 – NIT – 0-1
 2007 – NCAA – 0-1
 2008 – NCAA – 0-1
 2009 – NCAA – 0-1
 2010 – NCAA – 1-1
 2011 – NCAA – 2-1
 2012 – NCAA – 1-1
 2013 – NIT – 3-1
 2014 – NCAA – 0-1
 2015 – NCAA – 0-1
 2016 – NIT – 3-1/0-0^
 2017 – NIT – 0-1/0-0^
 2018 – NIT – 0-1

^BYU's 2016 and 2017 NIT appearances were vacated by the NCAA Committee on Infractions. Records listed: on court record/official adjusted record.

NCAA TOURNAMENT HISTORY

1950 (final 8 finish)

Western Regional Semis (Kansas City)
Baylor 56, BYU 55
Western Consolation (Kansas City)
BYU 83, UCLA 62

1951 (final 8 finish)

West First Round (Kansas City)
BYU 68, San Jose State 61
West Regional Semifinals (Kansas City)
Kansas State 64, BYU 54
West Regional Consolation (Kansas City)
Washington 80, BYU 67

1957 (final 16 finish)

*first-round bye
West Regional Semifinals (Corvallis, Oregon)
California 86, BYU 59
West Regional Consolation (Corvallis, Oregon)
BYU 65, Idaho State 54

1965 (final 16 finish)

*first-round bye
West Regional Semifinals (Provo, Utah)
UCLA 100, BYU 76
West Regional Consolation (Provo, Utah)
Oklahoma City 112, BYU 102

1969

West First Round (Las Cruces, New Mexico)
New Mexico State 74, BYU 62

1971 (final 16 finish)

West First Round (Logan, Utah)
BYU 91, Utah State 82
West Reg. Semifinals (Salt Lake City)
UCLA 91, BYU 73
West Reg. Consolation (Salt Lake City)
Pacific 84, BYU 81

1972

West First Round (Pocatello, Idaho)
Long Beach State 95, BYU 90

1979

*first-round bye
West Second Round (Tucson, Arizona)
(4) San Francisco 86, (5) BYU 63

1980

*first-round bye
West Second Round (Ogden, Utah)
(6) Clemson 71, (3) BYU 66

1981 (final 8 finish)

East Regional (Providence, Rhode Island)
(6) BYU 60, (11) Princeton 51
(6) BYU 78, (3) UCLA 55
East Regional Semifinals (Atlanta)
(6) BYU 51, (2) Notre Dame 50
West Regional Finals (Atlanta)
(1) Virginia 74, (6) BYU 60

1984

Midwest Regional (Birmingham, Alabama)
(8) BYU 84, (9) UAB 68
(1) Kentucky 93, (8) BYU 68

1987

SE First Round (Birmingham, Alabama)
(7) New Orleans 83, (10) BYU 79

1988

Midwest Regional (Birmingham, Alabama)
(4) BYU 98, (13) NC-Charlotte 92 (OT)
(5) Louisville 97, (4) BYU 76

1990

East First Round (Hartford, Connecticut)
(5) *Clemson 49, (12) BYU 47

*win later vacated by the NCAA

1991

West First Round (Salt Lake City)
(10) BYU 61, (7) Virginia 48
West Second Round (Salt Lake City)
(2) Arizona 76, (10) BYU 61

1992

West First Round (Boise, Idaho)
(7) LSU 94, (10) BYU 83

1993

Midwest First Round (Chicago)
(7) BYU 80, (10) SMU 71
Midwest Second Round (Chicago)
(2) Kansas 90, (7) BYU 76

1995

Midwest First Round (Memphis, Tennessee)
(9) Tulane 76, (8) BYU 70

2001

West First Round (San Diego)
(5) Cincinnati 84, (12) BYU 59

2003

South First Round (Spokane, Washington)
(5) Connecticut 58, (12) BYU 53

2004

Phoenix Bracket (Denver)
(5) Syracuse 80, (12) BYU 75

2007

South First Round (Lexington, Kentucky)
(9) Xavier 79, (8) BYU 77

2008

West First Round (Anaheim, California)
(9) Texas A&M 67, (8) BYU 62

2009

West First Round (Philadelphia)
(9) Texas A&M 79, (8) BYU 66

2010

West First Round (Oklahoma City)
(7) BYU 95, (10) Florida 85 (2OT)
West Second Round (Oklahoma City)
(2) Kansas State 84, (7) BYU 72

2011 (final 16 finish)

Southeast Second Round (Denver)
(3) BYU 74, (14) Wofford 66
Southeast Third Round (Denver)
(3) BYU 89, (11) Gonzaga 67
Southeast Semifinals (New Orleans)
(2) Florida 83, (3) BYU 74 (OT)

2012

West First Round (Dayton)
(14) BYU 78, (14) Iona 72
West Second Round (Louisville)
(3) Marquette 88, (14) BYU 68

2014


West Second Round (Milwaukee)
(7) Oregon 87, (10) BYU 68

2015

West First Round (Dayton)
(11) Ole Miss 94, (11) BYU 90

OVERALL RECORD

NCAA 15-32 (29 years)



In the 1981 NCAA Tournament, the Cougars advanced to the Elite Eight where they took on All-American Ralph Sampson and the Virginia Cavaliers. After beating Princeton, UCLA and Notre Dame earlier in the tournament, the Cougars, led by Greg Kite, Fred Roberts and Danny Ainge, were finally eliminated by the Cavaliers in the Elite Eight.

NIT HISTORY

NIT APPEARANCES

1951

BYU 75, St. Louis 58
BYU 69, Seton Hall 59
BYU 62, Dayton, 43 (NIT Final)

1953

Niagara 82, BYU 76

1954

Saint Francis PA 81, BYU 68

1966

BYU 90, Temple 78
BYU 97, Army 60
BYU 97, NYU 84 (NIT Final)

1982

Washington 66, BYU 63

1986

at BYU 67, SMU 63
at BYU 93, UC Irvine 80
at Ohio State 79, BYU 68

1994

at BYU 74, Arizona State 67
at Fresno State 68, BYU 66

2000

at BYU 81, Bowling Green 54
at BYU 82, Southern Illinois 57
at Notre Dame 64, BYU 52

2002

at BYU 78, UC Irvine 55
at Memphis 80, BYU 69

2006

at Houston 77, BYU 67

2013

at BYU 90, Washington 79
at BYU 90, Mercer 71
at Southern Miss 62, BYU 79
BYU 70, Baylor 76 (NIT Semifinal)

2016*

at BYU 97, UAB 79
at BYU 80, Virginia Tech 77
at BYU 88, Creighton 82
BYU 70, Valparaiso 72 (NIT Semifinal)

2017*

at BYU 89, UT Arlington 105

2018

at Stanford 86, BYU 83

OVERALL RECORD

NIT 18-12/15-10 (14/12 years)
(Champions 1951, 1966)

*BYU's 2016 and 2017 NIT appearances were vacated by the NCAA Committee on Infractions. Records listed: on court record/official adjusted record.



COUGARS EARN NIT TITLES IN 1951 AND 1966

In 1951, the Cougars defeated Dayton in the championship game of the National Invitational Tournament. After the win, BYU accepted an invitation to the NCAA Tournament, which at the time was not yet recognized as the decisive tournament for the country's best team. As the nation's champions, the Cougars finished 28-9 with the most wins in BYU basketball history. Not only is it impressive that BYU won the national title and so many games, but it is even more amazing that they did so without a home court. With the Smith Fieldhouse under construction, BYU split its "home games" between Springville High's gymnasium and the University of Utah. Head coach Stan Watts guided the Cougars to the national title in only his second year at the helm. Watts had the help of Mel Hutchins, who became the first Cougar to be named a first-team All-American and went on to win Rookie of the Year in the NBA in the 1952-53 season.

In 1966, the Cougars finished as a 20-game winner with their final game against NYU in the championship game of the National Invitational Tournament. Playing in a packed Madison Square Garden, the No. 1-ranked Cougars outplayed NYU, leading 48-43 at halftime and never looked back. With star Dick Nemeika on the bench with four fouls, the Cougars turned to junior center Craig Raymond and junior forward Gary Hill. Hill and Raymond, non-starters going into the tournament, led the high-scoring Cougar offense with 21 points each. Steve Kramer added 20 points to become the third Cougar with 20 or more points and the fifth Cougar to score in double digits. The win over the Violets marked the second NIT championship for both BYU and head coach Stan Watts. The season was the highest scoring in Cougar history. BYU




1951 NIT CHAMPIONS



1966 NIT Champions

averaged 95.5 points per game while hitting 50 percent of its shots. In the NIT final, the Cougars shot 59 percent while handling NYU. Former coach of the Boston Celtics, Red Auerbach, commented on BYU at the championship, saying, "BYU simply overpowered them. They (the Cougars) outplayed them all over the court."



TOURNAMENT RESULTS

YEAR	TOURNAMENT	PLC	REC	YEAR	TOURNAMENT	PLC	REC	YEAR	TOURNAMENT	PLC	REC
					Cotton States	3rd	1-1		MWC		1-1
1949-50	Rocky Mtn. Conference	1st	3-0		WAC		0-1		NCAA		0-1
	Los Angeles Invitational	4th	1-1	1985-86	Kactus Klassic	3rd	1-1	2004-05	Maui Invitational		1-2
	NCAA	4th	1-1		Cougar Classic	2nd	1-1		MWC		0-1
1950-51	Rocky Mtn. Conference	2nd	2-1		WAC		0-1	2005-06	MWC		0-1
	NIT	1st	3-0		NIT		2-1		NIT		0-1
	NCAA	4th	1-2	1986-87	Coca-Cola NIT Classic		0-1	2006-07	BYU Holiday Classic	1st	3-0
1951-52	Sugar Bowl	4th	0-2		Cougar Classic	2nd	1-1		MWC	2nd	2-1
1952-53	Dixie Classic	2nd	2-1		Cable Car Classic	1st	2-0		NCAA		0-1
	NIT		0-1		WAC		1-1	2007-08	Las Vegas Invitational	2nd	3-1
1953-54	Holiday Festival	3rd	2-1		NCAA		0-1		MWC	2nd	2-1
	NIT		0-1	1987-88	Cougar Classic	1st	2-0		NCAA		0-1
1955-56	Motor City	1st	2-0		WAC		1-1	2008-09	Basketball Travelers Inv.	1st	3-0
1956-57	Holiday Festival	3rd	2-1		NCAA		1-1		MWC		1-1
	NCAA Regional	3rd	1-1	1988-89	Lapchick	2nd	1-1		NCAA		0-1
1958-59	Queen City	4th	0-2		Cougar Classic	2nd	1-1	2009-10	Las Vegas Classic	1st	4-0
1959-60	Hurricane	3rd	1-1		WAC		0-1		MWC		1-1
1960-61	Poinsettia	3rd	1-1	1989-90	Cougar Classic	1st	2-0		NCAA		1-1
1962-63	Quaker City	2nd	2-1		WAC		0-1	2010-11	South Padre Island Inv.	1st	4-0
1963-64	Far West	2nd	2-1		NCAA		0-1		MWC		2-1
1964-65	All-College	3rd	2-1	1990-91	Big Apple NIT		0-1		NCAA		2-1
	NCAA Regional	4th	0-2		Cougar Classic	2nd	1-1	2011-12	Chicago Inv. Challenge	2nd	3-1
1965-66	Quaker City	5th	2-1		Holiday Festival	4th	0-2		WCC		1-1
	NIT	1st	3-0		WAC	1st	3-0		NCAA		1-1
1966-67	Holiday Festival	6th	1-2		NCAA		1-1	2012-13	Coaches vs. Cancer	4th	2-2
1967-68	All-College	2nd	2-1	1991-92	Cougar Classic	1st	2-0		WCC		0-1
1968-69	Cable Car Classic	4th	0-2		Red Lobster Classic	3rd	1-1		NIT		3-1
	Far West Classic	3rd	2-1		WAC	1st	3-0	2013-14	CBE Hall of Fame Classic	2nd	3-1
	NCAA Regional		0-1		NCAA		0-1		WCC		2-1
1969-70	Quaker City	5th	1-2	1992-93	Cougar Classic	1st	2-0		NCAA		0-1
1970-71	NCAA Regional	4th	1-2		Maui Invitational	2nd	2-1	2014-15	EA Sports Maui Invite	6th	2-2
	Rainbow Classic	2nd	2-1		Far West Classic	4th	0-2		WCC		2-1
1971-72	Cougar Classic	1st	2-0		WAC		1-1		NCAA		0-1
	Jayhawk Classic	3rd	1-1		NCAA		1-1	2015-16*	Diamond Head Classic	5th	2-1/0-1
	Old Dominion	3rd	1-1	1993-94	Tournament of Champs	2nd	1-1		WCC		1-1/0-1
	NCAA Regional		0-1		Cougar Classic	1st	2-0		NIT		2-1/0-0
1972-73	All-College	2nd	2-1		WAC	2nd	2-1	2016-17*	Men Who Speak Up Main Event	2nd	3-1/0-1
1973-74	Far West Classic	4th	2-1		NIT		1-1		WCC		1-1/0-1
1975-76	Cougar Classic	2nd	1-1	1994-95	Alaska Shootout	2nd	2-1		NIT		0-1/0-0
	Old Dominion	1st	2-0		Cougar Classic	1st	2-0	2017-18	Barclays Center Classic		2-2
1976-77	Cougar Classic	1st	2-0		Cable Car Classic	1st	2-0		WCC		2-1
	All-College	3rd	2-1		WAC		0-1		NIT		0-1
1977-78	Cougar Classic	4th	0-2		NCAA		0-1	2018-19	Men Against Breast Cancer Cougar Cup		3-1
	Rainbow Classic	7th	1-2	1995-96	Cougar Classic	1st	2-0		WCC		0-1
1978-79	Cougar Classic	1st	2-0		WAC		0-1		(29 NCAA Appearances: 15-32)		
	Pillsbury Classic	3rd	1-1	1996-97	Cougar Classic	4th	0-2		(14 NIT Appearances: 18-12)		
	NCAA Regional		0-1	1997-98	Cougar Classic	1st	2-0				
1979-80	Cougar Classic	1st	2-0		Rainbow Classic		1-2				
	Far West Classic	3rd	2-1		WAC		0-1				
	NCAA Regional		0-1	1998-99	Cougar Classic	1st	2-0				
1980-81	Cougar Classic	1st	2-0		WAC		1-1				
	Volunteer Classic	2nd	1-1	YEAR	TOURNAMENT	PLC	REC				
	NCAA Regional		3-1	1999-00	Cougar Classic	1st	2-0				
1981-82	Cougar Classic	1st	2-0		MWC	2nd	2-1				
	NIT		0-1		NIT		2-1				
1982-83	Cougar Classic	3rd	1-1	2000-01	Yahoo Sports Invitational	4th	1-2				
	Holiday Festival	4th	0-2		MWC	1st	3-0				
					NCAA		0-1				
YEAR	TOURNAMENT	PLC	REC	2001-02	Las Vegas Showdown		1-0				
1983-84	Cougar Classic	3rd	1-1		MWC		0-1				
	Kentucky Invitational	2nd	2-1		NIT		1-1				
	WAC		0-1	2002-03	Paradise Jam	1st	3-0				
	NCAA Regional		1-1		MWC		1-1				
1984-85	Stanford Invitational	3rd	1-1		NCAA		0-1				
	Cougar Classic	1st	2-0	2003-04	Cable Car Classic		2-0				

*All tournament wins and postseason appearances in 2015-16 and 2016-17 were vacated by the NCAA Committee on Infractions. Records listed: on court record/official adjusted record.

COUGARS IN THE PROS

BYU NBA DRAFT CHOICES



YEAR	PLAYER	TEAM	RD/PK	OVERALL
1948	Brady Walker	Providence Steamrollers		
1948	Joe Nelson	Philadelphia Warriors	5th	
1949	Joe Weight	Boston Celtics	9th	
1950	Joe Nelson	Rochester Royals	5th/10th	58th
1951	Mel Hutchins	Tri-Cities Blackhawks	1st/2nd	2nd
1951	Roland Minson	New York Knicks	2nd/6th	16th
1952	Jerry Romney	Rochester Royals	8th	
1953	Harold Christensen	Minneapolis Lakers		
1953	Joe Richey	Minneapolis Lakers		
1954	Phil Larson	Fort Wayne Pistons	10th/4th	84th
1956	Hershel Pederson	St. Louis Hawks	10th/2nd	72nd
1959	John Nicoll	New York Knicks	13th/2nd	84th
1965	John Fairchild	Los Angeles Lakers	2nd/8th	19th
1966	Jeff Congdon	Detroit Pistons	4th/2nd	32nd
1966	Dick Nemelka	St. Louis Hawks	5th/4th	44th
1967	Craig Raymond	Philadelphia 76ers	1st/12th	12th
1968	Jim Eakins	San Francisco Warriors	5th/7th	57th
1969	Kari Liimo	Los Angeles Lakers	7th/12th	97th
1970	Paul Ruffner	Chicago Bulls	2nd/11th	28th
1970	Doug Howard	Chicago Bulls	11th/9th	79th
1971	Steve Kelly	Detroit Pistons	7th/11th	113th
1972	Bernie Fryer	Phoenix Suns	7th/12th	109th
1972	Kresimir Cosic	Portland Trailblazers	10th/1st	144th
1973	Kresimir Cosic	Los Angeles Lakers	5th/15th	84th
1973	Kalevi Sarkalahti	Phoenix Suns	13th/4th	186th
1973	Phil Tollestrop	Buffalo Braves	20th/1st	211th
1974	Doug Richards	Portland Trailblazers	7th/2nd	110th
1977	Jay Cheesman	Chicago Bulls	6th/13th	123rd
1977	Vern Thompson	Atlanta Hawks	8th/4th	155th
1980	Alan Taylor	Utah Jazz	4th/3rd	72nd
1981	Danny Ainge	Boston Celtics	2nd/8th	31st
1981	Steve Craig	Philadelphia 76ers	5th/22nd	114th
1982	Fred Roberts	Milwaukee Bucks	2nd/4th	27th
1982	Steve Trumbo	Utah Jazz	3rd/3rd	49th
1983	Greg Kite	Boston Celtics	1st/21st	21st
1984	Devin Durrant	Indiana Pacers	2nd/1st	25th
1984	Brett Applegate	Portland Trailblazers	4th/18th	88th
1985	Timo Saarelainen	Los Angeles Lakers	5th/22nd	115th
1987	Tom Gneiting	Seattle SuperSonics	6th/10th	124th
1989	Michael Smith	Boston Celtics	1st/13th	13th
1993	Shawn Bradley	Philadelphia 76ers	1st/2nd	2nd
2003	Travis Hansen	Atlanta Hawks	2nd/8th	37th
2004	Rafael Araujo	Toronto Raptors	1st/8th	8th
2008	Trent Plaisted	Detroit (from Seattle)	2nd/16th	46th
2011	Jimmer Fredette	Sacramento (from Milwaukee)	1st/10th	10th

COUGAR PROS OVERSEAS


PLAYER (YEARS AT BYU)	COUNTRY
Kresimir Cosic (1971-73)	Italy
Alan Taylor (1977-80)	Italy, Germany
Scott Runia (1977-80)	Holland
Fred Roberts (1979-82)	Italy, Spain
Steve Trumbo (1979-82)	Spain
Devin Durrant (1979-84)	Spain
Tom Gneiting (1985-87)	Spain, Turkey
Jim Usevitch (1983-88)	Israel, Greece
Jeff Chatman (1985-88)	Switzerland
Michael Smith (1984-89)	Spain
Andy Toolson (1984-90)	Italy, Greece, Spain
Marty Haws (1987-90)	Belgium
Gary Trost (1988-93)	Portugal, Argentina
Jared Miller (1991-93)	Portugal
Kevin Nixon (1992-93)	Portugal
Russell Larson (1992-95)	Spain
Robbie Reid (1993-95)	Italy, Austria, Estonia, Saudi Arabia, England
Kenneth Roberts (1991-96)	Spain, Portugal, New Zealand
Bryon Ruffner (1995-96)	Belgium, Sweden
Jarkko Ahlbom (1996-98)	Finland
Silester Rivers (1998-00)	Chile
Mekeli Wesley (1997-01)	Spain, Belgium, France, Poland
Terrell Lyday (1999-01)	Poland, Turkey, France, Russia, Italy
Trent Whiting (2000-01)	Italy
Eric Nielsen (1996-02)	Spain
Travis Hansen (2000-03)	Spain, Russia
Luiz Lemes (2002-04)	Brazil
Mark Bigelow (1999-04)	Germany, Spain
Kevin Woodberry ('02-04)	Mexico
Rafael Araujo (2002-04)	Russia, Brazil
Mike Hall (2003-05)	Turkey, France, Austria, Japan
Brock Reichner (2004-06)	Greece
Keena Young (2004-07)	Korea, Israel, Philippines, Finland
Vuk Ivanovic (2005-08)	Brazil, Serbia, Bosnia, Slovenia
Trent Plaisted (2004-08)	Croatia, Italy, France, Ukraine, Germany, Lithuania
Rashaun Broadus (2005-07)	Romania, Germany, Lithuania, Ukraine, Poland, Albania, Canada
Lee Cummard (2005-09)	France, Japan, Belgium
Chris Miles (2004-05, 07-10)	Czech Republic, Germany
Jonathan Tavernari (2006-10)	Italy, Brazil
Lamont Morgan Jr. (2007-10)	Spain
Jimmer Fredette (2007-11)	China, Greece
Logan Magnusson (2009-11)	Germany
Charles Abou (2008-12)	Spain, Egypt, Qatar, France
Noah Hartsock (2008-12)	Belgium, Spain
Brandon Davies (2009-13)	Italy, France, Lithuania, Spain
Matt Carlino (2011-14)	Italy, France
Tyler Haws (2009-10, 12-15)	Spain, Poland, Italy, Canada
Chase Fischer (2014-16)	Italy
L.J. Rose (2016-17)	Finland
Eric Miika (2013-14, 16-17)	Italy, Germany
Elijah Bryant (2015-18)	Israel




Fred Roberts



DEVIN DURRANT
Forward — Indiana Pacers




DANNY ANGE
Point Guard — Boston Celtics




Greg KITE

COUGARS IN THE PROS



2011 National Player of the Year Jimmer Fredette was selected by the Milwaukee Bucks with the 10th overall selection in the 2011 NBA Draft. His rights were traded to the Sacramento Kings later that night.



Danny Ainge, who led BYU to the 1981 Elite Eight and was the National Player of the Year, currently serves as the President of Basketball Operations for the Boston Celtics.



Kyle Collinsworth was called up from the Texas Legends and signed with the Dallas Mavericks in 2017-18. He averaged 3.2 points, 3.3 rebounds and 1.8 assists in 32 games.



Shawn Bradley played in the NBA for 12 seasons. He led the NBA in blocks per game in 1996-97 and total blocks in 2000-01. He retired holding the Mavericks' record for most points by a center (32) and most blocks (13) in a game.

COUGARS IN THE NBA/ABA

DANNY AINGE

NBA All-Star (1988)
Boston (1981-88)
Sacramento (1988-90)
Portland (1990-92)
Phoenix (1992-05)
14 seasons (NBA titles in 1984, 1986)

RAFAEL ARAUJO

Toronto (2004-06)
Utah Jazz (2006-07)
Three seasons

SHAWN BRADLEY

Philadelphia (1993-95)
New Jersey (1995-97)
Dallas Mavericks (1997-05)
12 seasons

KYLE COLLINSWORTH

Dallas (2017-18)
One season

JEFF CONGDON

Anaheim (1967) ABA
Denver (1967-70) ABA
Utah (1970-71) ABA
New York (1971-72) ABA
Dallas (1972) ABA
Five seasons

BRANDON DAVIES

Philadelphia (2013-14)
Brooklyn (2014-15)
Two seasons

DEVIN DURRANT

Indiana (1984-85)
Phoenix (1985-86)
Two seasons

JIM EAKINS

ABA All-Star (1974)
Oakland (1968-69) ABA
Washington (1969-70) ABA
Virginia (1970-74) ABA
Utah (1974-75) ABA
Virginia (1975-76) ABA
New York (1975-76) ABA
Kansas City (1976-77)
San Antonio (1977-78)
Milwaukee (1977-78)
10 seasons

JOHN FAIRCHILD

Los Angeles (1965-66)
Anaheim (1967-68) ABA
Denver (1968) ABA
Indiana (1968-69) ABA
Kentucky (1969-70) ABA
Four seasons

JIMMER FREDETTE

Sacramento (2011-14)
Chicago (2014)
New Orleans (2014-15)
New York (2016)
Phoenix (2019)
Five seasons

BERNIE FRYER

Portland (1973-74)
St. Louis (1974) ABA
New Orleans (1974-75)
Two seasons

TRAVIS HANSEN

Atlanta (2003-04)
One season

MEL HUTCHINS

NBA All-Star (1953, 1954, 1956, 1957)
Co-NBA Rookie of the Year (1952)
Milwaukee (1951-53)
Fort Wayne (1953-57)
New York (1957-58)
Seven seasons

GREG KITE

Boston (1983-87)
Los Angeles Clippers (1987-89)
Charlotte (1989)
Sacramento (1989-90)
Orlando (1990-94)
New York (1994-95)
Indiana (1994-95)
12 seasons (NBA titles in 1984, 1986)

STEVE KRAMER

Anaheim (1967-68) ABA
Houston (1968-69) ABA
Carolina (1969-70) ABA
Three seasons

DICK NEMELKA

Utah (1970-71) ABA
One season

CRAIG RAYMOND

Philadelphia (1968-69)
Pittsburgh (1969-70) ABA
Los Angeles (1969-70) ABA
Memphis (1970-71) ABA
Florida (1971-72) ABA
San Diego (1972-73) ABA
Anaheim (1972-73) ABA
Five seasons

FRED ROBERTS

San Antonio (1983-84)
Utah (1984-86)
Boston (1986-88)
Milwaukee (1988-93)
Cleveland (1994-95)
Los Angeles Lakers (1995-96)
Dallas (1996-97)
13 seasons

PAUL RUFFNER

Chicago (1970-71)
Pittsburgh (1971-72) ABA
Buffalo (1973-75)
St. Louis (1975-76) ABA
Five seasons

MICHAEL SMITH

Boston (1989-91)
Los Angeles Clippers (1994-95)
Three seasons

ANDY TOOLSON


Utah (1990-91, 95-96)
Two seasons

COUGAR TOP NBA STATS

Rank	Player	Points
1	Danny Ainge	11,964
2	Jim Eakins	8,255
3	Shawn Bradley	6,761
4	Fred Roberts	5,962
5	Mel Hutchins	4,851
6	Jeff Congdon	1,995
7	Greg Kite	1,717
8	Craig Raymond	1,658
9	Brady Walker	1,603
10	Jimmer Fredette	1,438

Rank	Player	Rebounds
1	Jim Eakins	5,578
2	Shawn Bradley	5,274
3	Mel Hutchins	4,186
4	Danny Ainge	2,768
5	Greg Kite	2,603
6	Fred Roberts	2,308
7	Craig Raymond	1,510
8	Jeff Congdon	601
9	Brady Walker	549*
10	John Fairchild	523

*Partial career rebound stats



Brandon Davies

COUGARS IN THE PROS HIGHLIGHTS – 2018-19



Jimmer Fredette played his third season with the Shanghai Sharks where he was named a CBA All-Star for a third-straight season. He signed with the Phoenix Suns in the NBA following the CBA season.



Kyle Collinworth played for the Raptors 905 in the NBA G League. He averaged 10.5 points, 7.5 rebounds and 3.7 assists. Collinworth signed with the Utah Jazz in October 2019.



Brandon Davies led B.C. Zalgiris Kaunas to a second-straight title in the Lithuania-LKL league. He also led Zalgiris to the quarterfinals of the EuroLeague and earned All-EuroLeague First Team honors.



Elijah Bryant played for Hapoel Mall Hayam Eilat, Israel Basketball Super League and was fourth in the league in scoring. He played for the Milwaukee Bucks Summer League team.



Jonathan Tavernari played for Givova Scafati Basket in the Italy Serie A2, his ninth professional season. He averaged 8.4 points and 2.1 3s per game.



Eric Mika played for Medi Bayreuth in the Germany-BBL. He played for the Sacramento Kings Summer League team and was invited to training camp.



Charles Abou averaged 10.8 points played for ADA Blois Basket 41 in the France-ProB league.

COUGARS REPRESENTING THEIR COUNTRIES

Since the 1970s, several Cougars have represented their nations in international competition. See below for a list of Cougars who have competed in FIBA championships, the Olympics and other international events. Basketball Hall of Fame inductee Kresimir Cosic is BYU's most notable athlete in international competition, having won numerous medals, including a gold in the 1980 Summer Olympics in Moscow. Most recently, Charles Abouou played for the Ivory Coast and the 2019 FIBA World Cup.

BRAZIL			
Name	Year	Event	Record/Finish
Rafael Araujo	2002	FIBA World Championship (USA)	4-5/Eighth Place
Jonathan Tavernari	2009	Torneio Super Four Eletrobras	2-0/First Place
	2009	Marchand Continental Championship Cup	3-0/First Place
	2009	FIBA Americas Championship	7-0/Gold Medal

FINLAND			
Name	Year	Event	Record/Finish
Timo Lampén	1953	FIBA EuroBasket (Moscow)	4-6/12th Place
	1955	FIBA EuroBasket (Budapest, Hungary)	5-4/10th Place
	1957	FIBA EuroBasket (Sofia, Bulgaria)	6-4/11th Place
	1959	FIBA EuroBasket (Istanbul, Turkey)	2-5/13th Place
	1961	FIBA EuroBasket (Belgrade, Yugoslavia)	3-4/14th Place
	1963	FIBA EuroBasket (Wroclaw, Poland)	2-7/14th Place
	1964	Summer Olympics (Tokyo)	4-5/11th Place
	1965	FIBA EuroBasket (Soviet Union)	3-6/12th Place
Kari Liimo	1961	FIBA EuroBasket (Belgrade, Yugoslavia)	3-4/14th Place
	1963	FIBA EuroBasket (Wroclaw, Poland)	2-7/14th Place
	1964	Summer Olympics (Tokyo)	4-5/11th Place
	1965	FIBA EuroBasket (Soviet Union)	3-6/12th Place
	1967	FIBA EuroBasket (Finland)	6-3/6th Place
Veikko Vainio	1967	FIBA EuroBasket (Finland)	6-3/6th Place
Kalevi Sarkalahti	1977	FIBA EuroBasket (Belgium)	1-6/10th Place

GERMANY			
Name	Year	Event	Record/Finish
Shawn Bradley	2001	European Championships (Turkey)	4-3/Fourth Place

IVORY COAST			
Name	Year	Event	Record/Finish
Charles Abouou	2009	FIBA Africa Championship	5-4/Silver Medal
	2010	FIBA World Championships (Turkey)	1-4/NA
	2013	FIBA Africa Championship	5-2/Fourth Place
	2018	FIBA World Cup Qualifier	4-5/NA
	2019	FIBA World Cup (China)	0-5/29th

UNITED STATES OF AMERICA			
Name	Year	Event	Record/Finish
Brett Applegate	1982	R. William Jones Cup	8-0/Gold Medal
Devin Durrant	1979	Select Team – China Tour	3-2/NA
	1983	World University Games	6-1/Bronze
Jimmer Fredette	2010	USA Select – Las Vegas	Trained against the USA National Team
Marty Haws	1986	U.S. Olympic Festival – West	3-1/Gold Medal
Tyler Haws	2013	World University Games	6-2/Ninth Place
Carl Pollard	1983	U.S. Olympic Festival – West	0-4/Fourth Place
Craig Raymond	1967	World University Games	7-0/Gold Medal
Randy Reid	1993	U.S. Olympic Festival – West	2-2/Silver Medal
Robbie Reid	1994	U.S. Olympic Festival – West	1-3/Bronze Medal
Fred Roberts	1978	U.S. Olympic Festival – West	1-3/Bronze Medal
	1979	U.S. Olympic Festival – West	2-2/Silver Medal
	1979	FIBA U19 World Championship	8-0/Gold Medal
	1979	Select Team – China Tour	3-2/NA
	1981	World University Games	7-1/Gold Medal
Scott Sinek	1981	U.S. Olympic Festival – West	4-0/Gold Medal
Mike Smith	1983	FIBA U19 World Championship	6-2/Gold Medal
	1983	U.S. Olympic Festival – West	0-4/Fourth Place
Brian Taylor	1982	U.S. Olympic Festival – West	0-4/Fourth Place


YUGOSLAVIA			
Name	Year	Event	Record/Finish
Kresimir Cosic	1967	Mediterranean Games (Tunis)	Gold Medal
	1967	FIBA World Cup (Montevideo)	Silver Medal
	1968	Summer Olympics (Mexico City)	Silver Medal
	1969	FIBA EuroBasket (Italy)	Silver Medal
	1970	FIBA World Cup (Ljubljana)	Gold Medal
	1971	Mediterranean Games (Izmir)	Gold Medal
	1971	FIBA EuroBasket (West Germany)	Silver Medal
	1973	FIBA EuroBasket (Spain)	Gold Medal
	1974	FIBA World Cup (Puerto Rico)	Silver Medal
	1975	FIBA EuroBasket (Yugoslavia)	Gold Medal
	1976	Summer Olympics (Montreal)	Silver Medal
	1977	FIBA EuroBasket (Belgium)	Gold Medal
	1978	FIBA World Cup (Philippines)	Gold Medal
	1979	FIBA EuroBasket (Italy)	Bronze Medal
	1980	Summer Olympics (Moscow)	Gold Medal
	1981	FIBA EuroBasket (Czechoslovakia)	Silver Medal

ALL-TIME HONORS



DANNY AINGE

1981 NATIONAL PLAYER OF THE YEAR



Known for his feisty, hard-nosed playing style, Danny Ainge has become one of the most famous athletes to graduate from BYU.

During his four-year career as a Cougar, Ainge was a Consensus All-American, a two-time first-team Academic All-American, the WAC Player of the Year and a four-time All-WAC selection. He set an NCAA record with 112 consecutive games scoring in double digits and broke the BYU and WAC all-time scoring records with 2,467 points.

As a senior in 1981, Ainge led BYU to the 1981 Eastern Regionals. He concluded his senior season by winning the Eastman Award as well as the John Wooden Award

— given annually to the top collegiate basketball player in the nation.

Ainge beat out Isiah Thomas (Indiana), Sam Bowie (Kentucky), Mark Aguirre (DePaul), Ralph Sampson (Virginia) and Steve Johnson (Oregon State) to win the Wooden Award. In doing so, he became the fifth winner of the award, joining Marques Johnson, Larry Bird, Phil Ford and Darrell Griffith.

As a two-sport star, Ainge was drafted by both the Toronto Blue Jays for baseball and the Boston Celtics (31st pick) for basketball. After playing four seasons with the Blue Jays, he chose to pursue an NBA career. Ainge was a member of the Celtics' 1984 and 1986 Championship teams and played in six NBA finals with three different teams (Boston, Portland and Phoenix). He also played for the Sacramento Kings. He became only the third player in NBA history to make 1,000 3-point field goals, finishing his 14-year career with 1,002.

Ainge played in 193 NBA playoff games, which was second all-time (Kareem Abdul-Jabbar, 237) when he retired. He is currently tied for seventh all-time with Karl Malone and ahead of Magic Johnson, Robert Parrish, John Havlicek and Bill Russell to name a few.

After retiring in 1995, Ainge was an NBA basketball television analyst for Turner Broadcasting for one year before the Phoenix Suns brought him back to the organization as an assistant head coach. Just eight games into the season, he was promoted to

head coach and guided his club to a 40-34 record after the team started the season 0-8. He spent the next two-plus seasons as head coach of the Suns and compiled a 136-90 (.602) record before stepping down on December 13, 1999. He then returned for three more seasons with Turner Broadcasting before returning to the Boston Celtics in May 2003 as the Executive Director of Basketball Operations. He was named the 2008 NBA Executive of the Year following the Celtics' Championship season.

His oldest son Austin played on the BYU basketball team from 2003-07. Ainge was inducted into the GTE Academic All-America Hall of Fame in May 2000 and honored with the prestigious NCAA Silver Anniversary Award in January 2006.



2003 JERSEY RETIREMENT

With a capacity crowd of 22,702 on hand, Danny Ainge was honored on March 8, 2003, by being the first-ever BYU basketball player to have his jersey retired in the 100-year history of the program. His No. 22 jersey will forever hang from the rafters of the Marriott Center.

"It's just a great honor," Ainge said. "BYU was the greatest time of my life. It's just great to be a part of BYU basketball. I don't know why mine is the first to go up. There were a lot of great players before me. Hopefully this is just the start."

Then-BYU president Merrill J. Bateman said, "The standard has been set very high. We hope there will be more." Ainge's jersey, not his number, was retired, which means future players may still have the option to wear No. 22.

The ceremony, which took place during halftime of BYU's game against Colorado State, started with a video clip of Ainge's famous coast-to-coast, last-second basket to beat Notre Dame in the 1981 NCAA Tournament. Then-men's athletics director Val Hale shared some of Ainge's accomplishments, which include being named college basketball player of the year in 1981, playing professional baseball with the Toronto Blue Jays and winning two NBA championships with the Boston Celtics.

One of Ainge's former teammates, Scott Runia, said they used to call Ainge "clout" because he brought the team clout. They called him "clutch" because he made the play when it counted. They called him "smooth" because Danny won the heart of Michelle Toolson, Ainge's wife. But most importantly, they called him a friend.

COLLEGE HONORS

Eastman Award (1981 Player of the Year NABC)
John Wooden Award
MVP NABC All-Star Game
Naismith All-America First Team
NBA Coaches All-America First Team
NABC (Kodak-Coaches) All-America First Team
Associated Press All-America First Team
Basketball Writers Association All-America First Team
United Press International All-America First Team
The Sporting News All-America First Team
Pizza Hut First Team
District 7 Player of the Year
Western Athletic Conference Player of the Year
Four-time All-WAC selection
Two-time Academic All-America Team

BYU, WAC, NCAA RECORDS

NCAA record 112 consecutive games scoring in double figures
Finished in NCAA top-20 career points leaders
Finished as WAC's career scoring leader
WAC record-holder in seven other categories
Set three BYU season scoring records and seven career marks

JIMMER FREDETTE

2011 NATIONAL PLAYER OF THE YEAR

Jimmer Fredette took BYU and college basketball by storm his senior year, as his name became a verb, a noun and an adjective. Known as ‘The Jimmer,’ the one-name star capped his record-setting career by earning national player of the year honors and leading the Cougars to the Sweet 16 for the first time since 1981.

The Glens Falls, N.Y., native was the nation’s leading scorer at 28.9 points per game in 2010-11. The All-American became a fixture on ESPN’s SportsCenter and in national publications throughout the season as his point totals, deep threes and incredible shot-making ability captured the nation’s attention. The national media exposure included features in Sports Illustrated and USA Today, back-to-back Sports Illustrated covers and appearing as a guest on SportsCenter, PTI and the CBS Final Four pregame show.


All the attention came as a result of Fredette’s stellar play on the court and humble demeanor in leading the Cougars to a program-record 32 victories, the Mountain West Conference regular season title and BYU’s most successful NCAA Tournament run since 1981. Some of his memorable performances along the way included 39 points at UNLV, 47 at Utah, 43 against No. 3 San Diego State at home and a BYU-record 52 points against New Mexico in the MWC Tournament.

For all of his efforts, Fredette was honored at the highest levels in college basketball as he was named the consensus national player of the year. Fredette was awarded the Wooden Award, the Naismith Trophy, the Oscar Robertson Trophy and numerous other player of the year awards, while also being named the Male College Athlete of the Year at the ESPYs and the unanimous selection for MWC Player of the Year.

Fredette concluded his career as BYU’s all-time leading scorer with 2,599 points. He also set the team single-season scoring record with 1,068 points in 2010-11. His 28.9 points per game in 2010-11 are also a Cougar record and Fredette also rewrote nearly every MWC single-game, season and career scoring records.

In four years at BYU, Fredette helped the Cougars capture three MWC titles and advance to the NCAA Tournament four times. He also led BYU to its best four-year run in program history as the Cougars won 114 games.

Following his record-setting senior season, Fredette was drafted No. 10 in the 2011 NBA Draft by the Milwaukee Bucks and then traded to the Sacramento Kings.



JIMMER FREDETTE SENIOR SEASON HONORS

- 2011 National Player of the Year (Naismith, Wooden, AP, Oscar Robertson, NABC, Adolph Rupp, Sporting News, Basketball Times, CBSSports.com, SI.com)
- 2011 Lowes Senior CLASS Award
- 2011 First-team All-American (John R. Wooden Award, AP, Sporting News, State Farm Coaches for NABC Division I, USBWA, Basketball Times, CBSSports.com, SI.com, Yahoo! Sports, FoxSports.com, Lute Olson)
- 2011 MWC Player of the Year
- 2011 All-MWC First Team
- 2011 MWC Tournament MVP
- 2011 NABC All-District 17 First Team
- 2011 USBWA All-District VIII First Team
- 2011 USBWA District VIII Player of the Year
- 2011 Dick Vitale National Player of the Week (Dec. 13, Jan. 10, Jan. 17)
- 2011 ESPN.com Weekly Watch National Player of the Week (Jan. 10, Jan. 17)
- 2011 MWC Player of the Week (Nov. 29, Dec. 13, Jan. 3, Jan. 10, Jan. 17, Jan. 24, Feb. 7, Feb. 28)
- 2011 South Padre Island Invitational MVP
- 2011 Bob Cousy Award Finalist (Final 5)

BYU, MWC, NCAA RECORDS


- 2010-11 Nation’s leading scorer (28.9 points per game)
- Set BYU and MWC single game, single season and career scoring records
- Set BYU single game, single season and career records for made 3-pointers
- Scored the most points by a BYU player in the Marriott Center with 43 vs. San Diego State

KRESIMIR COSIC

BASKETBALL HALL OF FAME INDUCTEE



Few players in BYU history have been able to capture the hearts of Cougar fans like Kresimir Cosic did from 1970-73. The 6-foot-11 center from Zadar, Yugoslavia, entertained fans during his stellar career with his enthusiastic, guard-like play.



Whether it was leading the fastbreak, dribbling between his legs or shooting a sky-hook, Cosic's enthusiasm and on-court antics endeared him to almost everyone who saw him play.

During his career at BYU, Cosic used his versatile inside-outside game to lead the Cougars in scoring (23.3) and rebounding (13.0) as a junior and again as a senior (20.2 points per game). His unselfish attitude helped him lead his team in assists.

He ranks second on BYU's all-time rebounding list with 919, an average of 11.6 per game, and fourth all-time with a 19.1 career scoring average, while recording a team-record 47 double-doubles. He was a three-time first-team All-WAC selection and an All-American his junior and senior years. He likely would have been a four-year all-conference award winner but freshmen at that time were not allowed to play on varsity. Behind the play of Cosic, the Cougars won two WAC titles and reached the NCAA Regional Tournament in 1971 and 1972.



Upon graduation, Cosic became very much involved with basketball throughout Europe. He had offers to play in the NBA from the Boston Celtics and Los Angeles Lakers but he chose to return home and play for the Yugoslavian National Team for \$250 a week. Cosic played on four Olympic teams with his native land, winning a gold medal in 1980 and two silver medals in 1968 and 1976. He ended his career as his country's all-time scoring leader and went on to coach the Yugoslavian national team for many years.

His national and international accomplishments led to his induction into the Basketball Hall of Fame in Springfield, Massachusetts, on May 6, 1996, making Cosic the first BYU player and second Cougar along with former coach Stan Watts to receive the prestigious honor. He is also a member of the Utah Basketball Hall of Fame, inducted in 2001.




In September of 1992, Cosic was appointed as deputy ambassador for Croatia to the United States. He and his family lived in Washington D.C. where he performed his diplomatic duties in the same excellent manner in which he played basketball.

On May 25, 1995, Cosic lost his battle against the toughest opponent of his career – cancer. During his 46 years on earth, Cosic became one of the most influential and well-known of all European basketball players. He left behind the legacy and credit of being the individual who first introduced the American game of basketball to Europe.

During the 2005 NCAA Men's Basketball Tournament, CBS Television analyst Billy Packer singled out Cosic while discussing the quality of international players playing college basketball. "Kresimir Cosic, who played at BYU, was really the first great international player to play college basketball in the United States," Packer said.

Cosic played in BYU's first game on the Marriott Center floor in 1971. His No. 11 jersey was retired by BYU on Mar. 4, 2006 in a halftime ceremony with 20,732 fans in attendance, which was also the last time the original Marriott Center floor was used before being replaced during the summer of 2006.



"It's very impressive that Kreso is not forgotten here," said Cosic's wife Ljerka, through her daughter Ana, at the retirement ceremony. "Kreso never forgot Provo. He loved his Croatia and always spoke of it as the most beautiful place on Earth, but Provo forever remained his second home. Provo and BYU marked his life forever."

MEL HUTCHINS AND ROLAND MINSON

HUTCHINS AND MINSON JERSEY RETIREMENT



Mel Hutchins

On Feb. 16, 2013, BYU legends Mel Hutchins and Roland Minson joined Danny Ainge, Kresimir Cosic and Stan Watts as the only Cougar men's basketball players to have their jerseys retired.

"I feel like we played such a long time ago and we didn't expect this," Hutchins said. "We saw Stan Watts get into the Hall of Fame and thought how great that was but never thought this would be us."

The honorees were joined by their families and members of the 1951 NIT Championship team at the ceremony.


"It's definitely a big surprise," Minson said. "We played way back when we still wore those funny shorts. The thing that's been nicest for me about all this is to renew those old memories, all those good times."

'Voice of the Cougars' Greg Wrubell kicked off the ceremony by reading a letter from Elder Jeffrey R. Holland. In the letter, Elder Holland described listening to games on the radio as a 10-year-old boy during the 1950-51 championship run.

Hutchins and Minson each spoke a few words to the crowd in front of their framed jerseys.

"Looking back we've been able to realize how great of a time we had here and what a great place it was," Minson said. "All of us have stories and it's been fun to reminisce."

Both players will be remembered, among many other things, for



Mel Hutchins


their role on the 1951 NIT Championship team under head coach Stan Watts.

"Stan Watts was the kind of man you'd like to have as a father for what he did for the basketball program," Hutchins said. "He never said 'no' to practice. Stan pushed us so hard on defense that we would stop a team from making any points."



MEL HUTCHINS AND ROLAND MINSON

HUTCHINS AND MINSON JERSEY RETIREMENT



Roland Minson

Their now retired jersey numbers were unveiled in the rafters after athletic director Tom Holmoe wrapped up the celebration.

"I've been around a lot of teams but I can honestly say that this team is one of the greatest and these two men are the great leaders of it," Holmoe said. "I know it's special for them to have this individual honor but this means a lot for the team and their families too."

Hutchins, known for his defensive and rebounding prowess, is one of the greatest post players to suit up for BYU. In three years playing on the varsity squad, Hutchins led the Cougars to three Skyline Conference titles (1948, 1950, 1951) and the 1951 NIT National Championship. Hutchins was a two-time first-team All-Skyline Conference honoree and was named a first-team All-American in 1951 by Look Magazine, Converse, Helms and Sporting News.

As a senior Hutchins averaged 15.4 points and set a BYU single-season record for rebounds with 471 (12.7 per game), a record that still stands today. Known as 'The Big Elf' (1950-51 BYU basketball media guide), Hutchins earned a spot in the East-West game following his senior season and was named the game's MVP.

Before Danny Ainge and Jimmer Fredette, there was Roland Minson, considered one of the 'cleverest floor men of his time who had uncanny court vision and deadly shooting ability' (1950-51 BYU Basketball Media Guide).



Roland Minson

Minson donned the white and blue for the BYU varsity from 1948 to 1951 and led the Cougars to three-straight 20-win seasons, back-to-back conference titles in 1950 and 1951 and the 1951 NIT National Championship.

The guard from Idaho Falls, Idaho, earned first-team All-Skyline Conference honors three-straight seasons and as a senior received All-America accolades and was named the MVP of the NIT. As a sophomore in 1948-49 Minson was voted the most outstanding newcomer in 11 western states.



STAN WATTS

BASKETBALL HALL OF FAME INDUCTEE



When considering the most influential individuals in BYU basketball history, Stan Watts has to be placed at the top of the list. During his 23 years at the helm of the Cougar basketball program, Watts led his teams to two NIT National Championships (1951, 1966) and oversaw the construction of the George Albert Smith Fieldhouse and the Marriott Center.

His nationally recognized accomplishments led to his induction into the Basketball Hall of Fame in

Springfield, Massachusetts, on March 6, 1986, making him the first Cougar to receive the prestigious honor. Watts finished his career after the 1971-72 season with an overall record of 371-254 (.594).

He was a member of the NCAA's Rules Committee, served as president of the National Association of Basketball Coaches and chaired the U.S. Olympic Basketball Committee in 1976. Watts also served six years as BYU's athletic director and spent time on the Cougar football and baseball coaching staffs.

Even more impressive than his remarkable accomplishments as a coach is his impeccable character as a human being. He is respected by coaches, fans and players alike for his conduct both on and off the court.

"His win-loss record speaks very well for the kind of coach he was," said the late Harold Christensen, who played for Watts on the 1951 championship team. "His reputation among his fellow coaches suggests how much they respected him. He still has that and is still honored in the community in which he coached."

Always a fighter, Watts overcame a rare form of cancer in 1971—only the fourth-known case of this type of cancer in medical history. Despite the fact that the other three individuals died, Watts refused to give up. After 14 hours of surgery and a two-month stay in the hospital, Watts returned to coach his team to a WAC Championship the following year.

Known for his fast-break style of offense, Watts remained an avid Cougar fan. He once said, "It has always been our contention that the average basketball fan likes to see fast-scoring, speedy, exciting basketball."

By looking around the Marriott Center during a Cougar game, there are hints that Watts has been there. The glass-encased exhibit in the halls outside the arena pays tribute to one of the greatest coaches and individuals ever to grace the sidelines of a BYU athletic contest — as do the two NIT Championship banners and the WAC title banners from 1965, 1967, 1969, 1971 and 1972.

"The greatest tribute I can pay to Stan Watts," said retired Senior Associate Athletic Director Pete Witbeck, who was BYU's NCAA compliance officer and former assistant to Watts for many years, "is he's truly a man of God. He's always been a gentleman and great man. You don't see that very often."

Watts passed away April 6, 2000, at the age of 88.



Stan Watts
NIT Champions in 1951, 1966



ALL-AMERICANS

ELWOOD S. ROMNEY

1930-31
Helms First Team
College Humor Third Team
Consensus
1931-32
Helms First Team

JOE NELSON

1947-48
Helms Second Team
GlobeTrotters Tour

MEL HUTCHINS

1950-51
Helms First Team
Sporting News First Team
Converse Yearbook First Team
Look Magazine First Team
INS First Team
United Press International Third Team
Associated Press Third Team

ROLAND MINSON

1950-51
Converse Yearbook Fourth Team

JOE RICHEY

1952-53
Colliers Second Team
INS Second Team
Look Magazine Second Team
Helms Third Team

DEAN LARSEN


1953-54
Helms Second Team

TERRY TEBBS

1954-55
UPI Little Second Team
1956
UPI Little (1st)

TOM STEINKE

1956-57
UPI Little First Team
Helms Second Team



In 1972, Kresimir Cosic became the first foreign player in NCAA history to earn All-America honors.

GARY EARNEST

1960-61
Associated Press Honorable Mention

JOHN FAIRCHILD

1964-65
Helms
NABC Third Team

DICK NEMELKA

1965-66
Helms
Converse Yearbook First Team
USBWA First Team
NABC Third Team

KRESIMIR COSIC

1971-72
Helms
Converse Yearbook Second Team
UPI Third Team
NABC Fourth Team
1972-73
Helms
NABC Fourth Team
Citizen Saving Athletes Foundation

DANNY AINGE


1977-78
United Press International Honorable Mention
1978-79
NABC Fourth Team
1980-81
Helms
NABC Third Team
CoSIDA Academic First Team
1980-81
Wooden Award
Eastman Award
NABC National Player of the Year
Consensus First Team
Helms First Team
Associated Press First Team
NABC First Team
United Press International First Team
Sporting News First Team
Converse Yearbook First Team
Basketball Times First Team
USBWA Second Team
CoSIDA Academic First Team

DEVIN DURRANT

1982-83
CoSIDA Academic First Team
1983-84
Wooden First Team
Associated Press Second Team
NABC Second Team
USBWA Second Team
Sporting News Second Team
Basketball Times Second Team
United Press International Third Team

MICHAEL SMITH


1986-87
CoSIDA Academic First Team
1987-88
USBWA Second Team
United Press International Second Team
Basketball Times Second Team
Associated Press Third Team
Basketball Weekly Third Team
Sporting News Honorable Mention
CoSIDA Academic First Team
CoSIDA Academic All-American of the Year (basketball and all sports)
1988-89
CoSIDA Academic First Team



Mel Hutchins earned first-team All-America honors as a senior while leading BYU to the 1951 NIT title.



Danny Ainge earned All-America honors all four years as a Cougar. As a senior in 1980-81, he was a consensus first-team All-American.



Michael Smith was a three-time CoSIDA Academic All-American and the 1988 Academic All-American of the Year.

ALL-AMERICANS



Jeff Chatman earned honorable mention All-America honors as a sophomore in 1986 and a senior in 1988.

JEFF CHATMAN

1985-86

Associated Press Honorable Mention
Sporting News Honorable Mention
1987-88
Sporting News Honorable Mention

ANDY TOOLSON

1989-90

CoSIDA Academic First Team

SHAWN BRADLEY

1990-91

Basketball Times Freshman First Team
Associated Press Honorable Mention

NATE CALL

1991-92

Associated Press Honorable Mention

GARY TROST


1992-93

Associated Press Honorable Mention

RANDY REID

1993-94

CoSIDA Academic Third Team



Shawn Bradley set several NCAA records for blocks by a freshman while earning freshman All-America honors in 1990-91.

RUSSELL LARSON

1994-95

CoSIDA Academic First Team

MEKELI WESLEY

2000-01

Associated Press Honorable Mention

RAFAEL ARAUJO

2003-04

Basketball Times Second Team
Associated Press Honorable Mention

TRENT PLAISTED

2005-06

Scout.com Freshman Second Team

KEENA YOUNG

2006-07

Associated Press Honorable Mention

LEE CUMMARD


2007-08

Associated Press Honorable Mention

2008-09

FoxSports.com Fourth Team

Mel Hutchins, Danny Ainge, Devin Durrant, Michael Smith and Jimmer Fredette are the five Cougars who have earned first, second or third team All-America honors from the Associate Press. Hutchins earned third-team honors in 1951, Durrant second-team honors in 1986 and Smith third-team honors in 1988. Ainge was a first-team honoree in 1981 while Fredette was a first-team honoree and the AP National Player of the Year in 2011.



Jimmer Fredette was a consensus first-team All-American and the National Player of the Year in 2011.

JIMMER FREDETTE

2009-10

Basketball Times Second Team
State Farm Coaches for NABC Division I Third Team

Lute Olson All-American

Associated Press Honorable Mention

Sporting News Third Team

2010-11

Wooden Award

Naismith Trophy

AP National Player of the Year

Oscar Robertson Trophy

NABC National Player of the Year

Adolph Rupp National Player of the Year

Sporting News National Player of the Year

Basketball Times National Player of the Year

CBSSports.com National Player of the Year

Sl.com National Player of the Year

Wooden Team

Associated Press First Team

Sporting News First Team

State Farm Coaches for NABC Division I First Team

USBWA First Team

Basketball Times First Team

CBSSports.com First Team

Sl.com First Team

Yahoo! Sports First Team

FoxSports.com First Team

Lute Olson First Team

Consensus First Team

TYLER HAWS

2013-14

Associated Press Honorable Mention

2014-15

Associated Press Honorable Mention

KYLE COLLINSWORTH

2014-15

Associated Press Honorable Mention

Lute Olson All-American

2015-16

Associated Press Honorable Mention



Tyler Haws, BYU's all-time leading scorer with 2,720 career points, earned honorable mention All-America honors in 2014 and 2015.

CONFERENCE HONORS



Lee Cumnard was named the 2007-08 Mountain West Conference Player of the Year while leading BYU to the MWC title.

CONFERENCE PLAYER OF THE YEAR

1964-65	John Fairchild, Sr.
1980-81	Danny Ainge, Sr.
1982-83	Devin Durrant, Jr.
1984-85	Timo Saarelainen, Sr.
1987-88	Michael Smith, Jr.
2000-01	Mekeli Wesley, Sr.
2003-04	Rafael Araujo, Sr.
2006-07	Keena Young, Sr.
2007-08	Lee Cumnard, Jr.
2010-11	Jimmer Fredette, Sr.
2013-14	Tyler Haws, Jr.
2015-16	Kyle Collinworth, Sr.



BYU's all-time steals leader Jackson Emery was a two-time all-defensive player and the 2011 MWC Defensive Player of the Year.

DEFENSIVE PLAYER OF THE YEAR

2002-03	Travis Hansen, Sr.
2003-04	Mike Hall, Jr.
2010-11	Jackson Emery, Sr.

ALL-DEFENSIVE TEAM

1994-95	Robbie Reid, So.
1995-96	Randy Reid, Sr.
2003-04	Mike Hall, Jr.
2008-09	Jackson Emery, So.
2009-10	Jackson Emery, Jr.
2010-11	Jackson Emery, Sr.




Mike Hall was named the 2004 MWC Defensive Player of the Year.

WAC/MWC ALL-NEWCOMER TEAM


1995-96	Bryon Ruffner, Jr.
1997-98	Ron Selleaze, Jr.+
1997-98	Mekeli Wesley, Fr.
1998-99	Mark Bigelow, Fr.
1999-00	Terrell Lyday, Jr.#
2000-01	Trent Whiting, Sr.

WCC ALL-FRESHMAN TEAM

2011-12	Matt Carlino, Fr.
2013-14	Eric Mika, Fr.
2015-16	Nick Emery, Fr.
2016-17	Yoeli Childs, Fr.
2016-17	TJ Haws, Fr.
2018-19	Gavin Baxter, Fr.



Jonathan Tavernari was the 2007 MWC Freshman of the Year and the 2010 MWC Sixth Man of the Year.



Dave Rose is a three-time MWC Coach of the Year (2006, 2007 and 2011).

MWC SIXTH MAN

2009-10	Jonathan Tavernari, Sr.
---------	-------------------------

COACH OF THE YEAR

1989-90	Roger Reid
1991-92	Roger Reid
2002-03	Steve Cleveland
2005-06	Dave Rose
2006-07	Dave Rose
2010-11	Dave Rose

FRESHMAN OF THE YEAR

1990-91	Shawn Bradley
1991-92	Russell Larson
1998-99	Mark Bigelow
2001-02	Jared Jensen
2005-06	Trent Plaisted
2006-07	Jonathan Tavernari

MWC/WCC ALL-TOURNAMENT TEAM

1999-00	Terrell Lyday
2000-01	Terrell Lyday
2000-01	Mekeli Wesley
2003-04	Rafael Araujo
2006-07	Lee Cumnard
2006-07	Trent Plaisted
2006-07	Keena Young
2007-08	Lee Cumnard
2008-09	Jimmer Fredette
2009-10	Jimmer Fredette
2010-11	Jimmer Fredette*
2013-14	Kyle Collinworth
2013-14	Tyler Haws
2014-15	Kyle Collinworth
2014-15	Tyler Haws
2015-16	Nick Emery
2017-18	Yoeli Childs

+WAC Newcomer of the Year
#MWC Newcomer of the Year
*MWC Tournament MVP

ALL-CONFERENCE PERFORMERS

1930-31 (Rocky Mountain)

Elwood Romney, So. 1st

1931-32

Elwood Romney, Jr. 1st

1932-33

Floyd Millet, Jr. 1st

Jay Whitman, So. 1st

Elwood Romney, Sr. 1st

1933-34

Floyd Millet, Sr. 1st

Jay Whitman, Jr. 1st

1936-37

Earl Giles, Sr. 1st

1940-41 (Mountain States/Skyline)

Duane Eplin, So. 1st

1942-43

Brady Walker, So. 1st

1947-48

Joe Nelson, So. 1st

Randy Clark, Jr. 1st

1948-49

Roland Minson, So. 1st

Joe Nelson, Jr. 1st

1949-50

Roland Minson, Jr. 1st

Joe Nelson, Sr. 1st

Mel Hutchins, Jr. 1st

1950-51

Roland Minson, Sr. 1st

Mel Hutchins, Sr. 1st


1952-53

Joe Richey, Sr. 1st

Harold Christensen, Sr. 1st

1953-54

Dean Larsen, Sr. 1st



1950 All-Mountain States Conference First Team selections from left to right: Mel Hutchins, Joe Nelson and Roland Minson.

1954-55

Terry Tebbs, Jr. 1st

1955-56

Terry Tebbs, Sr. 1st

1957-58

John Nicoll, Jr. 1st

1960-61

Gary Earnest, Sr. 1st

1962-63 (Western Athletic)

Bruce Burton, Sr. 1st

Gary Batchelor, Sr. 2nd

1963-64

John Fairchild, Jr. 1st

1964-65

John Fairchild, Sr. 1st

Dick Nemelka, Jr. 2nd

1965-66

Dick Nemelka, Sr. 1st

Jeff Congdon, Sr. 2nd

Steve Kramer, Sr. 2nd

1966-67

Kari Liimo, So. 1st

Craig Raymond, Sr. 2nd


Jim Jimas, Sr. 2nd

1967-68


Jim Eakins, Sr. 1st

Kari Liimo, Jr. 2nd

Marty Lythgoe, Jr. 2nd




Left to Right: Steve Kramer, Stan Watts, Jeff Congdon, Jim Eakins (back), Neil Roberts and Dick Nemelka in 1965-66.




Fred Roberts was named to the All-WAC First Team as a junior in 1980-81 and again as a senior in 1981-82.


ALL-CONFERENCE PERFORMERS



Alan Taylor was second-team All-WAC in 1978-79 and first-team All-WAC in 1979-80.



Timo Saarelainen earned All-WAC First Team honors in 1984-85.



Gary Trost was a two-time first-team All-WAC honoree in 1991-92 and 1992-93.

1968-69

Paul Ruffner, Jr.	2nd
Marty Lythgoe, Sr.	2nd
Doug Howard, Jr.	2nd

1969-70

Doug Howard, Sr.	2nd
------------------	-----

1970-71

Kresimir Cosic, So.	1st
---------------------	-----

1971-72

Kresimir Cosic, Jr.	1st
Bernie Fryer, Sr.	1st

1972-73

Kresimir Cosic, Sr.	1st
Doug Richards, Jr.	2nd

1973-74

Doug Richards, Sr.	2nd
--------------------	-----

1975-76

Jay Cheesman, Jr.	1st
-------------------	-----

1976-77

Jay Cheesman, Sr.	2nd
-------------------	-----

1977-78

Danny Ainge, Fr.	1st
------------------	-----

1978-79

Danny Ainge, So.	1st
Scott Runia, Jr.	2nd
Alan Taylor, Jr.	2nd

1979-80

Danny Ainge, Jr.	1st
Alan Taylor, Sr.	1st

1980-81

Danny Ainge, Sr.	1st
Fred Roberts, Jr.	1st

1981-82

Fred Roberts, Sr.	1st
Steve Trumbo, Sr.	1st

1982-83

Devin Durrant, Jr.	1st
Brett Applegate, Jr.	2nd

1983-84

Devin Durrant, Sr.	1st
Brett Applegate, Jr.	1st

1984-85

Timo Saarelainen, Sr.	1st
-----------------------	-----

1985-86

Jeff Chatman, So.	2nd
Bob Capener, Jr.	2nd

1986-87


Michael Smith, So.	1st
Jeff Chatman, Jr.	2nd

1987-88

Michael Smith, Jr.	1st
Jeff Chatman, Sr.	1st

1988-89

Michael Smith, Sr.	1st
--------------------	-----



Russell Larson earned All-WAC First Team honors in 1993-94 and 1994-95. Larson averaged 19.9 points in 1993-94 and 17.9 in 1994-95.

ALL-CONFERENCE PERFORMERS

1995-96
Kenneth Roberts, Sr. 1st

1997-98
Mountain Division
Ron Selleaze, Jr. 2nd

1998-99
Pacific Division
Mark Bigelow, Jr. 2nd

1999-00 (Mountain West)
Mekeli Wesley, Jr. 2nd

2000-01
Mekeli Wesley, Sr. 1st
Terrell Lyday, Sr. 1st
Trent Whiting, Sr. 2nd

2001-02
Travis Hansen, Jr. 2nd

2002-03
Travis Hansen, Sr. 1st
Rafael Araujo, Jr. 3rd
Mark Bigelow, Jr. 3rd

2003-04
Rafael Araujo, Sr. 1st
Mark Bigelow, Sr. 2nd
Mike Hall, Jr. 3rd

2004-05
Mike Hall, Sr. 3rd

2005-06
Trent Plaisted, Fr. 2nd
Keena Young, Jr. 3rd

2006-07
Keena Young, Sr. 1st
Trent Plaisted, So. 2nd
Lee Cumnard, So. 3rd

2007-08
Lee Cumnard, Jr. 1st
Trent Plaisted, Jr. 1st
Jonathan Tavernari, So. 3rd

2008-09
Lee Cumnard, Sr. 1st
Jimmer Fredette, So. 1st
Jonathan Tavernari, Jr. 3rd



Mekeli Wesley and Terrell Lyday earned All-MWC First Team honors while leading BYU to the 2001 MWC regular season and conference tournament titles.

2009-10
Jimmer Fredette, Jr. 1st
Jackson Emery, Jr. 2nd
Tyler Haws, Fr. 3rd
Jonathan Tavernari, Sr. 3rd

2010-11
Jimmer Fredette, Sr. 1st
Jackson Emery, Sr. 2nd
Brandon Davies, So. 3rd

2011-12 (West Coast)
Brandon Davies, Jr. 1st
Noah Hartsock, Sr. 1st

2012-13
Brandon Davies, Sr. 1st
Tyler Haws, So. 1st

2013-14
Kyle Collinsworth, So. 1st
Tyler Haws, Jr. 1st


2014-15
Kyle Collinsworth, Jr. 1st
Tyler Haws, Sr. 1st

2015-16
Kyle Collinsworth, Sr. 1st
Chase Fischer, Sr. 1st
Nick Emery, Fr. 2nd

2016-17
TJ Haws, Fr. 1st
Eric Mika, So. 1st

2017-18
Elijah Bryant, Jr. 1st
Yoeli Childs, So. 1st
TJ Haws, So. HM

2018-19
Yoeli Childs, Jr. 1st
TJ Haws, Jr. 2nd



Brandon Davies earned first-team All-WCC honors in 2011-12 and 2012-13.

Kyle Collinsworth was a three-time All-WCC First Team honoree and owns the NCAA season and career records for triple-doubles.



INDIVIDUAL CAREER RECORDS

POINTS SCORER

Rk	Name, Years	G	Pts	Avg
1	Tyler Haws, 2009-10, 12-15	139	2,720	19.6
2	Jimmy Fredette, 2007-11	139	2,599	18.7
3	Danny Ainge, 1977-81	118	2,467	20.9
4	Michael Smith, 1983-84, 86-89	122	2,319	19.0
5	Devin Durrant, 1978-80, 82-84	117	2,285	19.5
6	Russell Larson, 1991-95	129	1,885	14.6
7	Fred Roberts, 1978-82	119	1,841	15.5
8	Jeff Chatman, 1984-88	122	1,824	15.0
9	Mekeli Wesley, 1997-01	115	1,740	15.1
10	Mark Bigelow, 1998-99, 01-04	120	1,715	14.3
11	Kyle Collinsworth, 2010-11, 13-16	140	1,707	12.2
12	Brandon Davies, 2009-13	135	1,680	12.4
13	Ken Roberts, 1990-91, 93-96	126	1,652	13.1
14	Yaeli Childs, 2016-19	100	1,609	16.1
15	Lee Cummand, 2005-09	131	1,569	12.0
16	Jonathan Tavernari, 2006-10	132	1,519	11.5
17	Kresimir Cosic, 1970-73	79	1,513	19.2
18	Joe Nelson, 1946-50	114	1,494	13.1
19	TJ Haws, 2016-19	101	1,450	14.4
20	Jay Chaeemson, 1973-77	103	1,408	13.7
21	Roland Minson, 1948-51	105	1,407	13.4
22	Andy Toolson, 1984-85, 87-90	117	1,388	11.9
23	Trent Plaisted, 2004-08	103	1,372	13.3
24	Marty Haws, 1986-90	123	1,337	10.9
25	Dick Nemeika, 1963-66	78	1,299	16.7
26	Alan Taylor, 1976-80	110	1,284	11.7
27	Jackson Emery, 2005-06, 08-11	133	1,235	9.3
28	Doug Richards, 1971-74	78	1,218	15.6
29	Gary Frost, 1987-88, 90-93	114	1,205	10.6
30	Matt Carlino, 2011-14	96	1,201	12.5
31	Eldon Brinley, 1927-31	—	1,195	—
32	Noah Hartsock, 2008-12	134	1,191	8.9
33	Joe Richey, 1950-53	89	1,177	13.2
34	Randy Reid, 1992-96	125	1,170	9.4
35	Kari Liimo, 1966-69	76	1,156	15.2
36	Elwood Romney, 1929-33	—	1,150	—
37	Doug Howard, 1967-70	79	1,143	14.5
38	Mel Hutchins, 1947-48, 49-51	97	1,141	11.8
39	Travis Hansen, 2000-03	86	1,137	13.2
40	Steve Schreiner, 1988-91	93	1,128	12.1
41	Chase Fischer, 2014-16	71	1,121	15.8
42	John Fairchild, 1963-65	53	1,099	20.9
43	Gary Earnest, 1958-61	77	1,108	14.4
44	Terrell Lyday, 1999-01	66	1,105	16.7
45	Mark Handy, 1973-77	96	1,099	11.4
46	Bruce Burton, 1960-63	78	1,089	14.0
47	Eric Mika, 2013-14, 16-17	67	1,080	16.1
48	Keena Young, 2004-07	88	1,068	12.1
49	Scott Runia, 1976-80	110	1,051	9.6
50	Bernie Fryer, 1970-72	55	1,031	18.7
51	Dave Eastis, 1958-61	69	1,015	14.7

Active, Career: Yaeli Childs – 1,609

**Nick Emery (2015-17, 18-19) scored 1,173 points. His statistics from 2015-17 were vacated by the NCAA Committee on Infractions.*

SCORING AVERAGE

Rk	Name, Years	G	Pts	Avg
1	John Fairchild, 1963-65	53	1,109	20.92
2	Danny Ainge, 1977-81	118	2,467	20.91
3	Tyler Haws, 2009-10, 12-15	139	2,720	19.6
4	Devin Durrant, 1978-80, 82-84	117	2,285	19.5
5	Kresimir Cosic, 1970-73	79	1,513	19.2
6	Michael Smith, 1983-84, 86-89	122	2,319	19.0
7	Bernie Fryer, 1970-72	55	1,030	18.73
8	Jimmy Fredette, 2007-11	139	2,599	18.70
9	Terrell Lyday, 1999-01	66	1,105	16.74
10	Dick Nemeika, 1963-66	78	1,299	16.65

*Minimum 50 Games Played
Active, Career: Yaeli Childs – 16.1

FIELD GOALS MADE

Rk	Name, Years	FG
1	Danny Ainge, 1977-81	987
2	Tyler Haws, 2009-10, 12-15	917
3	Michael Smith, 1983-84, 86-89	886
4	Jimmy Fredette, 2007-11	838
5	Devin Durrant, 1978-80, 82-84	832
6	Jeff Chatman, 1984-88	751
7	Fred Roberts, 1978-82	687
8	Russell Larson, 1991-95	660
9	Yaeli Childs, 2016-19	626
10	Kyle Collinsworth, 2010-11, 13-16	617

Active, Career: Yaeli Childs – 626

FIELD GOAL ATTEMPTS

Rk	Name, Years	FGA
1	Tyler Haws, 2009-10, 12-15	1,916
2	Danny Ainge, 1977-81	1,875
3	Jimmy Fredette, 2007-11	1,843
4	Michael Smith, 1983-84, 86-89	1,749
5	Devin Durrant, 1978-80, 82-84	1,527
6	Roland Minson, 1948-51	1,484
7	Jeff Chatman, 1984-88	1,369
8	Joe Richey, 1950-53	1,332
9	Jonathan Tavernari, 2006-10	1,332
10	Kyle Collinsworth, 2010-11, 13-16	1,293

FIELD GOAL PERCENTAGE*

Rk	Name, Years	FG	FGA	Pct
1	Alan Taylor, 1976-80	504	874	57.7
2	Rafael Araujo, 2002-04	366	646	56.7
3	Gary Frost, 1987-88, 90-93	420	742	56.6
4	Jared Miller, 1990-93	306	550	55.63
5	Russell Larson, 1991-95	660	1,188	55.55
6	Jeff Chatman, 1984-88	751	1,369	54.9
7	Jim Usevitch, 1982-84, 86-88	317	578	54.84
8	Ken Roberts, 1990-91, 93-96	561	1,027	54.53
9	Fred Roberts, 1978-82	687	1,259	54.7
10	Devin Durrant, 1978-80, 82-84	832	1,527	54.5

*Minimum 300 FG Made
Active, Career: Yaeli Childs – 528 (626-1186)

3-POINT FIELD GOALS MADE

Rk	Name, Years	3FG
1	Jimmy Fredette, 2007-11	296
2	Jonathan Tavernari, 2006-10	260
3	Jackson Emery, 2005-06, 08-11	235
4	Chase Fischer, 2014-16	215
5	Mark Bigelow, 1998-99, 01-04	213
6	TJ Haws, 2016-19	183
7	Mike Rose, 2003-07	163
8	Tyler Haws, 2009-10, 12-15	162
9	Matt Carlino, 2011-14	157
10	Lee Cummand, 2005-09	153

Active, Career: TJ Haws – 183

**Nick Emery (2015-17, 18-19) made 199 3-pointers. His statistics from 2015-17 were vacated by the NCAA Committee on Infractions.*

3-POINT FIELD GOAL ATTEMPTS

Rk	Name, Years	3FGA
1	Jimmy Fredette, 2007-11	752
2	Jonathan Tavernari, 2006-10	698
3	Jackson Emery, 2005-06, 08-11	609
4	Mark Bigelow, 1998-99, 01-04	551
5	Chase Fischer, 2014-16	553
6	TJ Haws, 2016-19	512
7	Matt Carlino, 2011-14	468
8	Tyler Haws, 2009-10, 12-15	427
9	Mike Rose, 2003-07	381
10	Randy Reid, 1992-96	355
11	Lee Cummand, 2005-09	355

Active, Career: TJ Haws – 512

**Nick Emery (2015-17, 18-19) attempted 531 3-pointers. His statistics from 2015-17 were vacated by the NCAA Committee on Infractions.*

3-POINT FIELD GOAL PERCENTAGE*

Rk	Name, Years	3FG	3FGA	Pct
1	Nathan Call, 1986-88, 90-92	110	241	45.6
2	Mark Heslop, 1988-92	126	283	44.5
3	Andy Toolson, 1984-85, 87-90	141	323	43.7
4	Lee Cummand, 2005-09	153	355	43.1
5	Michael Smith, 1983-84, 86-89	116	270	43.0
6	Mike Rose, 2003-07	163	381	42.8
7	Sam Burgess, 2004-05, 06-08	81	196	41.3
8	Zac Seljaas, 2015-16, 17-19	135	322	40.7
9	Skyler Halford, 2013-15	81	201	40.3
10	Austin Ainge, 2003-07	113	281	40.2

*Minimum 75 3FG Made

Active, Career: Zac Seljaas – 407 (135-332)

3-POINT FIELD GOALS PER GAME

Rk	Name, Years	G	3FG	3FG/G
1	Chase Fischer, 2014-16	71	103	3.03
2	Jimmy Fredette, 2007-11	139	296	2.13
3	Jonathan Tavernari, 2006-10	132	265	2.01
4	Nick Sanderson, 1991-93	65	129	1.98
5	Terrell Lyday, 1999-01	66	127	1.92
6	Elijah Bryant, 2016-18	58	110	1.90
7	TJ Haws, 2016-19	101	183	1.81
8	Mark Bigelow, 1998-99, 01-04	120	213	1.78
9	Jackson Emery, 2005-06, 08-11	133	230	1.73
10	Matt Carlino, 2011-14	96	157	1.63

*Minimum 50 Games Played or 100 3-Point Field Goals

Active, Career: TJ Haws – 1.8

**Nick Emery (2015-17, 18-19) made 2.14 3-pointers per game. His statistics from 2015-17 were vacated by the NCAA Committee on Infractions.*

FREE THROWS MADE

Rk	Name, Years	FT	FTA
1	Tyler Haws, 2009-10, 12-15	724	820
2	Jimmy Fredette, 2007-11	627	711
3	Devin Durrant, 1978-80, 82-84	621	621
4	Russell Larson, 1991-95	541	541
5	Ken Roberts, 1990-91, 93-96	511	511
6	Mekeli Wesley, 1997-01	509	509
7	Danny Ainge, 1977-81	493	493
8	Fred Roberts, 1978-82	467	467
9	Brandon Davies, 2009-13	456	456
10	Kyle Collinsworth, 2010-11, 13-16	443	443

FREE THROW ATTEMPTS

Rk	Name, Years	FTA
1	Devin Durrant, 1978-80, 82-84	820
2	Tyler Haws, 2009-10, 12-15	820
3	Jimmy Fredette, 2007-11	711
4	Brandon Davies, 2009-13	691
5	Kyle Collinsworth, 2010-11, 13-16	690
6	Russell Larson, 1991-95	673
7	Mekeli Wesley, 1997-01	651
8	Ken Roberts, 1990-91, 93-96	641
9	Trent Plaisted, 2004-08	633
10	Danny Ainge, 1977-81	604

Active, Career: Yaeli Childs – 473

FREE THROW PERCENTAGE*

Rk	Name, Years	FT	FTA	Pct
1	Tyler Haws, 2009-10, 12-15	724	820	88.3
2	Jimmy Fredette, 2007-11	627	711	88.2
3	Michael Smith, 1983-84, 86-89	431	491	87.8
4	Lee Cummand, 2005-09	294	349	84.2
5	TJ Haws, 2016-19	347	415	83.6
6	Randy Reid, 1992-96	338	407	83.05
7	Elijah Bryant, 2016-18	225	271	83.02
8	Brian Taylor, 1982-84, 86-88	229	277	82.7
9	Gary Batchelor, 1960-63	251	304	82.6
10	Noah Hartsock, 2008-12	230	281	81.9

*Minimum 20 FT Made

Active, Career: TJ Haws – 836 (347-415)

100 PERCENT FREE-THROW GAMES*

Rk	Name, Years	#
1	Tyler Haws, 2009-10, 12-15	10
2	Jimmy Fredette, 2007-11	4
3	Russell Larson, 1991-95	3
4	Kenneth Roberts, 1990-91, 93-96	3
5	Lee Cummand, 2005-09	3

*Minimum 10 Attempts

REBOUNDS

Rk	Name, Years	G	Reb	Avg
1	Kyle Collinsworth, 2010-11, 13-16	140	1,047	7.5
2	Kyle Collinsworth, 2010-11, 13-16	140	1,047	7.5
3	Michael Smith, 1983-84, 86-89	122	922	7.6
3	Kresimir Cosic, 1970-73	79	919	11.6
5	Yaeli Childs, 2016-19	100	882	8.8
6	Greg Kite, 1979-83	112	847	7.6
7	Brandon Davies, 2009-13	135	840	6.2
8	Fred Roberts, 1978-82	119	838	7.0
9	Steve Trumbo, 1978-82	116	835	7.2
10	Russell Larson, 1991-95	129	821	6.4

Active, Career: Yaeli Childs – 882

REBOUNDS PER GAME*

Rk	Name, Years	G	Reb	Avg
1	John Fairchild, 1963-65	53	678	12.8
2	Kresimir Cosic, 1970-73	79	919	11.6
3	John Nicoll, 1957-59	40	455	11.4
4	John Benson, 1954-57	78	803	10.3
5	Bruce Burton, 196			

INDIVIDUAL CAREER RECORDS

OFFENSIVE REBOUNDS

Rk	Name, Years	G	OReb	Avg
1	Kyle Collinsworth, 2010-11, 13-16	140	307	2.2
2	Nate Austin, 2011-16	153	289	1.9
3	Ken Roberts, 1990-91, 93-96	126	268	2.1
4	Brandon Davies, 2009-13	135	246	1.8
5	Russell Larson, 1991-95	129	245	1.9
6	Trent Plaisted, 2004-08	103	231	2.2
7	Gary Trost, 1987-88, 90-93	114	210	1.8
8	Lee Cummand, 2005-09	131	202	1.5
9	Keenan Young, 2004-07	88	201	2.3
10	Yaeli Childs, 2016-19	100	198	1.98

Active, Career: Yaeli Childs - 198

ASSISTS

Rk	Name, Years	G	Asst	Avg
1	Kyle Collinsworth, 2010-11, 13-16	140	703	5.0
2	Matt Montague, 1996-97, 99-02	122	570	4.7
3	Danny Ainge, 1977-81	118	539	4.6
4	Nathan Call, 1986-88, 90-92	129	528	4.1
5	Jimmer Fredette, 2007-11	133	515	3.7
6	Marty Haws, 1986-90	123	502	4.1
7	Randy Reid, 1992-96	125	458	3.7
8	Matt Carlo, 2011-14	96	437	4.6
9	TJ Haws, 2016-19	101	418	4.1
10	Scott Runia, 1976-80	110	405	3.7

Active, Career: TJ Haws - 418

ASSISTS PER GAME*

Rk	Name, Years	G	Asst	Avg
1	Kyle Collinsworth, 2010-11, 13-16	140	703	5.02
2	Matt Montague, 1996-97, 99-02	122	570	4.67
3	Danny Ainge, 1977-81	118	539	4.57
4	Matt Carlo, 2011-14	96	437	4.55
5	TJ Haws, 2016-19	101	418	4.14
6	Nathan Call, 1986-88, 90-92	129	528	4.09
7	Marty Haws, 1986-90	123	502	4.08
8	Jimmer Fredette, 2007-11	139	515	3.705
9	Scott Runia, 1976-80	110	405	3.68
10	Randy Reid, 1992-96	125	458	3.66

*Minimum 50 Games Played
Active, Career: TJ Haws - 4.1

BLOCKS

Rk	Name, Years	G	Blk	Avg
1	Greg Kite, 1979-83	112	208	1.9
2	Shawn Bradley, 1990-91	34	177	5.21
3	Noah Hartsock, 2008-12	134	177	1.3
4	Russell Larson, 1991-95	129	166	1.3
5	Yaeli Childs, 2016-19	100	142	1.4
6	Brandon Davies, 2009-13	135	123	0.9
7	Alan Taylor, 1976-80	110	119	1.1
8	Trent Plaisted, 2004-08	103	107	1.0
9	Jeff Chatman, 1984-88	122	107	0.9
10	Lee Cummand, 2005-09	131	106	0.8

Active, Career: Yaeli Childs - 142

BLOCKS PER GAME*

Rk	Name, Years	G	Blk	Avg
1	Shawn Bradley, 1990-91	34	177	5.21
2	Greg Kite, 1979-83	112	208	1.86
3	Yaeli Childs, 2016-19	100	142	1.42
4	Noah Hartsock, 2008-12	134	177	1.32
5	Eric Mika, 2013-14, 16-17	67	87	1.29
6	Russell Larson, 1991-95	129	166	1.28
7	Alan Taylor, 1976-80	110	119	1.08
8	Trent Plaisted, 2004-08	103	107	1.04
9	Alan Pollard, 1984-86	60	62	1.03
10	Corbin Kaufusi, 2014-16	86	80	0.93

*Minimum 50 Games Played or 150 Career Blocks
Active, Career: Yaeli Childs - 1.4

STEALS

Rk	Name, Years	G	Stl	Avg
1	Jackson Emery, 2005-06, 08-11	133	249	1.9
2	Kyle Collinsworth, 2010-11, 13-16	140	229	1.6
3	Danny Ainge, 1977-81	118	195	1.7
4	Marty Haws, 1986-90	123	182	1.5
5	Jimmer Fredette, 2007-11	139	167	1.2
6	Jonathan Tavernieri, 2006-10	132	165	1.3
7	Matt Carlo, 2011-14	96	161	1.7
8	Scott Simek, 1981-85	115	140	1.2
9	Nathan Call, 1986-88, 90-92	129	138	1.1
10	Tyler Haws, 2009-10, 12-15	139	138	1.0

Active, Career: TJ Haws - 115

STEALS PER GAME*

Rk	Name, Years	G	Stl	Avg
1	Jackson Emery, 2005-06, 08-11	133	249	1.87
2	Matt Carlo, 2011-14	96	161	1.68
3	Danny Ainge, 1977-81	118	195	1.65
4	Kyle Collinsworth, 2010-11, 13-16	140	229	1.64
5	Trent Lyday, 1999-01	66	99	1.50
6	Mike Hall, 2003-05	60	89	1.48
7	Marty Haws, 1986-90	123	182	1.47
8	Robbie Reid, 1993-95	64	94	1.47
9	Rafael Araujo, 2002-04	62	88	1.42
10	Jonathan Tavernieri, 2006-10	132	165	1.25

*Minimum 50 Games Played
Active, Career: TJ Haws - 1.1
**Nick Emery (2015-17, 18-19) averaged 1.42 steals. His statistics from 2015-17 were vacated by the NCAA Committee on Infractions.*

ASSIST-TO-TURNOVER RATIO*

Rk	Name, Years	A	TO	A:TO
1	Craig Cusick, 2011-13	148	55	2.69:1
2	Marty Perry, 1982-85	299	117	2.56:1
3	Jackson Emery, 2005-06, 08-11	312	132	2.36:1
4	Ben Murdoch, 2006-08	157	67	2.34:1
5	Nathan Call, 1986-88, 90-92	528	236	2.24:1
6	Scott Runia, 1976-80	405	185	2.19:1
7	Kevin Santiago, 1988-90	193	90	2.14:1
8	Marty Haws, 1986-90	502	244	2.06:1
9	Steve Craig, 1975-76, 78-81	329	161	2.04:1
10	Randy Reid, 1992-96	458	232	1.97:1

*Minimum 50 Games Played and 2.0 APG
Active, Career: TJ Haws - 1.84:1

ASSIST-TO-TURNOVER RATIO*

Rk	Name, Years	A	TO	A:TO
1	Marty Perry, 1982-85	299	117	2.56:1
2	Nathan Call, 1986-88, 90-92	528	236	2.24:1
3	Scott Runia, 1976-80	405	185	2.19:1
4	Kevin Santiago, 1988-90	193	90	2.14:1
5	Marty Haws, 1986-90	502	244	2.06:1
6	Randy Reid, 1992-96	458	232	1.97:1
7	Kyle Collinsworth, 2010-11, 13-16	703	367	1.92:1
8	Matt Montague, 1996-97, 99-02	570	300	1.90:1
9	TJ Haws, 2016-19	418	227	1.84:1
10	Matt Carlo, 2011-14	437	243	1.80:1

*Minimum 50 Games Played and 3.0 APG
Active, Career: TJ Haws - 1.84:1

TURNOVERS

Rk	Name, Years	G	TO	Avg
1	Danny Ainge, 1977-81	118	379	3.2
2	Kyle Collinsworth, 2010-11, 13-16	140	367	2.6
3	Fred Roberts, 1978-82	119	360	3.0
4	Michael Smith, 1983-84, 86-89	122	359	2.9
5	Jimmer Fredette, 2007-11	139	350	2.5
6	Devin Durrant, 1978-80, 82-84	117	339	2.9
7	Matt Montague, 1996-97, 99-02	122	300	2.5
8	Brandon Davies, 2009-13	135	283	2.1
9	Mekeli Wesley, 1997-01	115	255	2.2
10	Marty Haws, 1986-90	123	244	2.0

Mark Bigelow, 1998-99, 01-04
Tyler Haws, 2009-10, 12-15
Active, Career: TJ Haws - 2.27

PERSONAL FOULS

Rk	Name, Years	G	PF	Avg
1	Nate Austin, 2011-16	153	425	2.8
2	Russell Larson, 1991-95	129	408	3.2
3	Brandon Davies, 2009-13	135	406	3.0
4	Danny Ainge, 1977-81	118	393	3.3
5	Eric Nielsen, 1996-97, 99-02	122	391	3.2
6	Mekeli Wesley, 1997-01	115	378	3.3
7	Mark Durrant, 1989-90, 92-95	128	374	2.9
8	Greg Kite, 1979-83	112	365	3.3
9	Randy Reid, 1992-96	125	348	2.8
10	Alan Taylor, 1976-80	110	341	3.1

Active, Career: Yaeli Childs - 243

TIMES DISQUALIFIED

Rk	Name, Years	DO
1	Greg Kite, 1979-83	24
2	Jay Chiesman, 1973-77	23
3	Mark Durrant, 1989-90, 92-95	22
4	Alan Taylor, 1976-80	22
5	Steve Craig, 1975-76, 78-81	22
6	Roy Thacker, 1956-59	20
7	Nate Austin, 2011-16	20
8	Danny Ainge, 1977-81	19
9	Tom Gneiting, 1984-87	19
10	Russell Larson, 1991-95	18
11	Eric Nielsen, 1996-97, 99-02	18
12	Nick Mateljan, 1951-54	18

Active, Career: Yaeli Childs - 10

GAMES PLAYED

Rk	Name, Years	GP
1	Nate Austin, 2011-16	153
2	Charles Abouo, 2008-12	141
3	Kyle Collinsworth, 2010-11, 13-16	140
4	Jimmer Fredette, 2007-11	139
5	Tyler Haws, 2009-10, 2012-15	139
6	Brandon Davies, 2009-13	135
7	Noah Hartsock, 2008-12	134
8	Jackson Emery, 2005-06, 08-11	133
9	Jonathan Tavernieri, 2006-10	132
10	Lee Cummand, 2005-09	131
11	Chris Miles, 2004-05, 07-10	131
12	Luke Worthington, 2013-15, 17-19	131

Active, Career: TJ Haws - 101

CONSECUTIVE GAMES PLAYED

Rk	Name, Years	#
1	Charles Abouo, 2008-12	141
2	Lee Cummand, 2005-09	131
3	Mark Durrant, 1989-90, 92-95	128
4	Ken Roberts, 1990-91, 93-96	126
5	Jonathan Tavernieri, 2006-10	124
6	Marty Haws, 1986-90	123
7	Jeff Chatman, 1984-88	122
8	Nathan Cooper, 1995-96, 98-01	122
9	Matt Montague, 1996-97, 99-02	122
10	Eric Nielsen, 1996-97, 99-02	122

GAMES STARTED

Rk	Name, Years	GS
1	Tyler Haws, 2009-10, 12-15	137
2	Kyle Collinsworth, 2010-11, 13-16	130
3	Randy Reid, 1992-96	123
4	Jeff Chatman, 1984-88	122
5	Ken Roberts, 1990-91, 93-96	121
6	Fred Roberts, 1978-82	119
7	Mark Bigelow, 1998-99, 01-04	119
8	Danny Ainge, 1977-81	118
9	Devin Durrant, 1978-80, 82-84	117
10	Michael Smith, 1983-84, 86-89	117

CONSECUTIVE GAMES STARTED

Rk	Name, Years	#
1	Jeff Chatman, 1984-88	122
2	Fred Roberts, 1978-82	119
3	Mark Bigelow, 1998-99, 01-04	118
4	Devin Durrant, 1978-80, 82-84	117
5	Lee Cummand, 2005-09	102
6	TJ Haws, 2016-19	101
7	Marty Haws, 1986-90	91
8	Michael Smith, 1983-84, 86-89	90
9	Mekeli Wesley, 1997-01	71
10	Brandon Davies, 2009-13	71

MINUTES PLAYED

Rk	Name, Years	G	Min	Avg
1	Tyler Haws, 2009-10, 12-15	139	4,427	31.8
2	Kyle Collinsworth, 2010-11, 13-16	140	4,330	30.9
3	Danny Ainge, 1977-81	118	4,259	36.1
4	Jimmer Fredette, 2007-11	139	4,119	29.6
5	Fred Roberts, 1978-82	119	4,058	34.1
6	Devin Durrant, 1978-80, 82-84	117	3,949	33.8
7	Ken Roberts, 1990-91, 93-96	126	3,910	31.0
8	Michael Smith, 1983-84, 86-89	122	3,877	31.8
9	Mark Bigelow, 1998-99, 01-04	120	3,842	32.0
10	Randy Reid, 1992-96	125	3,672	29.4

Active, Career: TJ Haws - 3,289

MOST OVERALL VICTORIES

Rk	Name, Years	#
1	Charles Abouo, 2008-12	113
2	Jimmer Fredette, 2007-11	112
3	Noah Hartsock, 2008-12	107
4	Brandon Davies, 2009-13	107
5	Nate Austin, 2011-16	106
6	Jackson Emery, 2005-06, 08-11	105
7	Jonathan Tavernieri, 2006-10	103
8	Kyle Collinsworth, 2010-11, 13-16	103
9	Tyler Haws, 2009-10, 12-15	100
10	Lee Cummand, 2005-09	97

INDIVIDUAL CAREER RECORDS

HIGHEST WINNING PERCENTAGE (MIN. 75 GP)*

Rk	Name, Years	GP	W	L	Pct
1	James Anderson, 2008-11	87	73	14	.839
2	Jimmer Fredette, 2007-11	139	112	27	.806
3	Charles Abouo, 2008-12	141	113	28	.801
4	Noah Hartsock, 2008-12	134	107	27	.799
5	Brandon Davies, 2009-13	135	107	28	.793
6	Jackson Emery, 2005-06, 08-11	133	105	28	.789
7	Jonathan Tavernani, 2006-10	132	103	29	.780
8	Brock Zylstra, 2009-12	119	91	28	.765
9	Kyle Collinsworth, 2010-11, 13-16	140	103	37	.736
10	Steve Trumbo, 1978-82	116	84	31	.730

*Minimum 75 Games Played

TRIPLE-DOUBLES

Rk	Name, Years	T-D
1	Kyle Collinsworth	12
<i>Hawaii, 12/6/14 (19 points, 12 rebounds, 10 assists)</i>		
<i>Gonzaga, 12/27/14 (19 points, 12 rebounds, 10 assists)</i>		
<i>San Francisco, 1/3/15 (12 points, 12 rebounds, 10 assists)</i>		
<i>Pacific, 1/15/15 (17 points, 11 rebounds, 11 assists)</i>		
<i>Loyola Marymount, 2/7/15 (23 points, 12 rebounds, 10 assists)</i>		
<i>Portland, 3/9/15 (13 points, 14 rebounds, 11 assists)</i>		
<i>Belmont, 11/28/15 (26 points, 10 rebounds, 10 assists)</i>		
<i>Central Michigan, 12/18/15 (12 points, 10 rebounds, 10 assists)</i>		
<i>Santa Clara, 1/17/16 (21 points, 11 rebounds, 10 assists)</i>		
<i>at Loyola Marymount, 1/21/16 (10 points, 13 rebounds, 15 assists)</i>		
<i>Portland, 2/25/16 (14 points, 10 rebounds, 16 assists)</i>		
<i>UAB, 3/16/16 (19 points, 10 rebounds, 12 assists)</i>		
2	Danny Ainge	1
<i>Long Beach State, 11/28/77 (27 points, 10 rebounds, 13 assists)</i>		
<i>Kresimir Cosic</i>		
<i>Niagara 1/17/73 (15 points, 19 rebounds, 12 assists)</i>		
<i>Fred Roberts</i>		
<i>Utah, 3/7/81 (21 points, 10 rebounds, 10 assists)</i>		
<i>Michael Smith</i>		
<i>Colorado State, 2/13/88 (20 points, 12 rebounds, 10 assists)</i>		

DOUBLE-DOUBLES

Rk	Name, Years	D-D
1	Kresimir Cosic, 1970-73	48
2	John Fairchild, 1964-65	39
3	Kyle Collinsworth, 2010-11, 13-16	37
4	Yoeli Childs, 2016-19	37
5	Alan Taylor, 1976-80	34
6	Bruce Burton, 1960-63	31
7	Steve Trumbo, 1978-82	30
8	Michael Smith, 1983-84, 86-89	29
9	Brett Applegate, 1982-84	28
10	Russell Larson, 1991-95	27

Active, Career: Yoeli Childs — 37

CONSECUTIVE DOUBLE-DOUBLES

Rk	Name, Years	#
1	Kresimir Cosic, 2/26/71 to 12/11/71	10
	Brett Applegate, 12/21/83 to 1/30/84	10
3	John Fairchild, 2/20/65 to 3/14/65	7
	Eric Mika, 12/31/16 to 01/21/17	7
5	Bruce Burton, 1/5/63 to 2/2/63	6
	Kresimir Cosic, 12/29/71 to 1/27/72	6
7	Mark Miller, 2/5/60 to 2/20/60	5
	John Fairchild, 12/14/63 to 12/28/63	5
	John Fairchild, 12/30/64 to 1/16/65	5
	Jim Eakins, 2/1/68 to 2/24/68	5
	Rafael Araujo, 11/29/03 to 12/13/03	5

CONSECUTIVE FREE THROWS MADE

Rk	Name, Years	#
1	Tyler Haws, 2/13/2010 to 11/9/2012	50
2	Jimmer Fredette, 11/17/09 to 12/12/09	39
3	Jimmer Fredette, 3/11/10 to 3/18/10	37
4	Michael Smith, 2/9/89 to 2/25/89	32
5	Tyler Haws, 3/8/14 to 11/14/14	31
6	Tyler Haws, 11/25/13 to 12/11/13	30
7	Elijah Bryant, 1/6/18 to 1/25/18	29
8	Jimmer Fredette, 2/2/11 to 2/12/11	28
9	Stephen Rogers, 12/30/10 to 3/24/11	27
10	Tyler Haws, 12/8/12 to 12/29/12	26

DOUBLE-FIGURE SCORING GAMES

Rk	Name, Years	#
1	Tyler Haws, 2009-10, 12-15	122
2	Danny Ainge, 1977-81	117
3	Jimmer Fredette, 2007-11	106
4	Michael Smith, 1983-84, 86-89	100
5	Devin Durrant, 1978-80, 82-84	99
	Mark Bigelow, 1998-99, 01-04	99
	Kyle Collinsworth, 2010-11, 13-16	99
8	Fred Roberts, 1978-82	96
9	Russell Larson, 1991-95	92
10	Brandon Davies, 2009-13	90

CONSECUTIVE DOUBLE-FIGURE SCORING GAMES

Rk	Name, Years	#
1	Danny Ainge, 12/13/77 to 3/21/81	112
2	Michael Smith, 1/10/87 to 3/10/89	77
3	Tyler Haws, 1/26/13 to 12/20/14	60
4	Devin Durrant, 11/26/82 to 2/16/84	51
5	Jeff Chatman, 1/24/87 to 3/19/88	44
	Russell Larson, 12/10/93 to 1/9/95	44
7	Jimmer Fredette, 3/6/10 to 3/24/11	42
8	Bernie Fryer, 12/4/70 to 12/22/71	37
9	Eric Mika, 3/20/14 to 3/15/17	35
10	John Fairchild, 2/22/64 to 3/14/65	33

20-20 GAMES (POINTS-REBOUNDS)

Rk	Name, Years	#
1	John Fairchild, 1963-65	3
2	Bob Skousen, 1958-59, 61-63	1
	Mark Miller, 1959-60, 62-63	1
	Bruce Burton, 1960-63	1
	Kresimir Cosic, 1970-73	1
	Mark Handy, 1973-77	1
	Brandon Davies, 2009-13	1

20-POINT GAMES

Rk	Name, Years	#
1	Tyler Haws, 2009-10, 12-15	74
2	Michael Smith, 1983-84, 86-89	67
3	Danny Ainge, 1977-81	65
4	Jimmer Fredette, 2007-11	63
5	Devin Durrant, 1978-80, 82-84	57
6	Kresimir Cosic, 1970-73	38
7	Jeff Chatman, 1984-88	36
8	Russell Larson, 1991-95	34
9	Fred Roberts, 1978-82	33
10	Yoeli Childs, 2016-19	33

CONSECUTIVE 20-POINT GAMES

Rk	Name, Years	#
1	Jimmer Fredette, 1/5/11 to 3/24/11	22
2	Danny Ainge, 12/19/80 to 1/24/81	12
	Michael Smith, 12/17/88 to 2/2/89	12
4	Devin Durrant, 12/28/83 to 2/8/84	11
5	Michael Smith, 2/9/89 to 3/10/89	10
	Tyler Haws, 3/2/13 to 11/25/13	10
	Tyler Haws, 1/3/15 to 2/7/15	10
8	Timo Saarelainen, 1/17/85 to 2/9/85	8
	Michael Smith, 3/11/88 to 12/9/88	8
10	Devin Durrant, 11/26/83 to 12/21/83	7
	Devin Durrant, 2/25/84 to 3/17/84	7
	Jimmer Fredette, 3/11/10 to 11/20/10	7
	Tyler Haws, 12/29/12 to 1/19/13	7
	Russell Larson, 12/6/94 to 12/30/94	7

30-POINT GAMES

Rk	Name, Years	#
1	Jimmer Fredette, 2007-11	24
2	Devin Durrant, 1978-80, 82-84	15
	Michael Smith, 1983-84, 86-89	15
4	Tyler Haws, 2009-10, 12-15	15
5	Danny Ainge, 1977-81	12
6	Kresimir Cosic, 1970-73	10
7	Dick Nemeika, 1963-66	8
8	John Fairchild, 1963-65	7
9	Timo Saarelainen, 1980-85	5
10	Terry Iebbs, 1953-56	4
	Jon Nicoli, 1957-59	4
	Russell Larson, 1991-95	4
	Ken Roberts, 1990-91, 93-96	4
	Mekell Wesley, 1997-01	4

CONSECUTIVE 30-POINT GAMES

Rk	Name, Years	#
1	Devin Durrant, 12/28/83 to 1/26/84	6
2	Jimmer Fredette, 3/11/11 to 3/24/11	5
3	Kresimir Cosic, 12/3/71 to 12/9/71	3
	Michael Smith, 12/23/86 to 12/29/86	3
	Michael Smith, 1/12/89 to 1/19/89	3
	Jimmer Fredette, 3/11/10 to 3/18/10	3
	Jimmer Fredette, 1/22/11 to 1/29/11	3
	Yoeli Childs, 12/17/18 to 12/18/18	3
8	Dick Nemeika, 12/3/65 to 12/4/65	2
	Dick Nemeika, 12/29/65 to 12/30/65	2
	John Fairchild, 2/6/65 to 2/11/65	2
	Danny Ainge, 2/28/81 to 3/7/81	2
	Devin Durrant, 2/14/84 to 2/16/84	2
	Devin Durrant, 3/1/84 to 3/3/84	2
	Michael Smith, 12/19/87 to 12/29/87	2
	Michael Smith, 12/1/88 to 12/3/88	2
	Michael Smith, 2/16/89 to 2/18/89	2
	Michael Smith, 3/4/89 to 3/10/89	2
	Rafael Araujo, 12/2/03 to 12/6/03	2
	Jimmer Fredette, 3/2/11 to 3/5/11	2
	Tyler Haws, 1/9/14 to 1/11/14	2
	Tyler Haws, 1/30/14 to 2/1/14	2
	Tyler Haws, 12/2/14 to 12/6/14	2

40-POINT GAMES

Rk	Name, Years	#
1	Jimmer Fredette, 2007-11	6
2	Tyler Haws, 2009-10, 12-15	2
3	Dave Eastis, 1958-61	1
	Bob Skousen, 1958-59, 61-63	1
	John Fairchild, 1963-65	1
	Dick Nemeika, 1963-66	1
	Alan Taylor, 1977-81	1
	Timo Saarelainen, 1980-85	1
	Marty Haws, 1986-90	1
	Chase Fischer, 2014-16	1

15-REBOUND GAMES

Rk	Name, Years	#
1	Kresimir Cosic, 1970-73	21
2	John Fairchild, 1963-65	17
3	Bruce Burton, 1960-63	10
	Jim Eakins, 1965-68	10
	Alan Taylor, 1976-80	10
	Steve Trumbo, 1978-82	10
7	Paul Ruffner, 1968-70	9
8	Mark Handy, 1973-77	7
9	Kyle Collinsworth, 2010-11, 13-16	6
10	Craig Raymond, 1964-67	5
	Brian Ambrozich, 1971-73	5
	Brett Applegate, 1982-84	5
	Trent Plaisted, 2004-08	5
	Yoeli Childs, 2016-19	5

20-REBOUND GAMES

Rk	Name, Years	#
1	John Fairchild, 1963-65	5
2	Kresimir Cosic, 1970-73	3
3	Mel Hutchins, 1947-48, 49-51	2
	Alan Taylor, 1976-80	2
5	John Benson, 1954-57	1
	John Nicoli, 1957-59	1
	Bob Skousen, 1958-59, 61-63	1
	Mark Miller, 1959-60, 62-63	1
	Bruce Burton, 1960-63	1
	Bill Blumenthal, 1961-64	1
	Craig Raymond, 1964-67	1
	Scott Warner, 1967-70	1
	Brian Ambrozich, 1971-73	1
	Mark Handy, 1973-77	1
	Steve Trumbo, 1978-82	1
	Brandon Davies, 2009-13	1
	Kyle Davis, 2015-16	1

10-ASSIST GAMES

Rk	Name, Years	#
1	Kyle Collinsworth, 2010-11, 13-16	18
2	Matt Montague, 1996-97, 99-02	10
3	Nathan Call, 1986-88, 90-92	6
4	Danny Ainge, 1977-81	5
	Randy Reid, 1992-96	5
6	Mike May, 1976-78	4
7	Scott Runia, 1976-80	3
	Marty Haws, 1986-90	3
	Matt Carlino, 2011-14	3

5-BLOCKS GAMES

Rk	Name, Years	#
1	Shawn Bradley, 1990-91	22
2	Greg Kite, 1979-83	12
3	Alan Taylor, 1976-80	3
	Trent Plaisted, 2004-08	3
5	Alan Pollard, 1984-86	2
	Russell Larson, 1991-95	2
	James Anderson, 2008-11	2
	Yoeli Childs, 2018-18	2

3-BLOCKS GAMES

Rk	Name, Years	#
1	Greg Kite, 1979-83	35
2	Shawn Bradley, 1990-91	28
3	Noah Hartsock, 2008-12	21
4	Russell Larson, 1991-95	24
5	Yoeli Childs, 2016-18	17
6	Alan Taylor, 1976-80	13
	Eric Mika, 2013-14, 16-17	13
8	Alan Pollard, 1984-86	10
	Jeff Chatman, 1984-88	10
10	Trent Plaisted, 2004-08	9

5-STEALS GAMES

Rk	Name, Years	#
1	Jackson Emery, 2005-06, 08-11	13
2	Kyle Collinsworth, 2010-11, 13-16	6
3	Marty Haws, 1986-90	5
4	Danny Ainge, 1977-81	4
	Robbie Reid, 1993-95	4

INDIVIDUAL CAREER RECORDS

3-STEALS GAMES

Rk	Name, Years	#
1	Jackson Emery, 2005-06, 08-11	39
2	Kyle Collinsworth, 2010-11, 13-16	35
3	Danny Ainge, 1977-81	30
4	Matt Carlino, 2011-14	25
5	Marty Haws, 1986-90	23
6	Jonathan Tavernari, 2006-10	21
7	Nathan Call, 1986-88, 90-92	21
	Russell Larson, 1991-95	17
	Jimmer Fredette, 2007-11	17
10	Scott Runia, 1976-80	16

5 3-POINTERS GAMES

Rk	Name, Years	#
1	Chase Fischer, 2014-16	14
2	Jonathan Tavernari, 2006-10	13
	Jimmer Fredette, 2007-11	13
4	Jackson Emery, 2005-06, 08-11	6
5	Matt Carlino, 2011-14	6
6	Terrell Lyday, 1999-01	5
	Mike Rose, 2003-07	5
	Elijah Bryant, 2016-18	5
9	Nick Sanderson, 1991-93	4
	Brook Zylstra, 2009-13	4
	Zac Seljaas, 2015-16, 17-19	4
	TJ Haws, 2016-19	4

*Nick Emery (2015-17, 18-19) had nine games with five 3-pointers. His statistics from 2015-17 were vacated by the NCAA Committee on Infractions.

3 3-POINTERS GAMES

Rk	Name, Years	#
1	Jimmer Fredette, 2007-11	47
2	Jonathan Tavernari, 2006-10	46
3	Chase Fischer, 2014-16	39
4	TJ Haws, 2016-19	36
5	Mark Bigelow, 1998-99, 01-04	34
	Jackson Emery, 2005-06, 08-11	34
7	Matt Carlino, 2011-14	25
8	Mike Rose, 2003-07	24
9	Nick Sanderson, 1991-93	22

*Nick Emery (2015-17, 18-19) had 36 games with three 3-pointers. His statistics from 2015-17 were vacated by the NCAA Committee on Infractions.

CONSECUTIVE GAMES WITH A 3-POINTER

Rk	Name, Years	#
1	Jimmer Fredette, 12/8/10 to 3/24/11	28
2	Chase Fischer, 12/23/15 to 3/29/16	26
3	Jackson Emery, 1/27/10 to 12/8/10	24
	Elijah Bryant, 11/11/17 to 2/1/18	24
5	Mark Bigelow, 2/13/99 to 1/15/02	22
	Jonathan Tavernari, 11/29/08 to 2/24/09	22
7	Terrell Lyday, 11/20/00 to 2/12/01	21
	TJ Haws, 1/14/17 to 11/24/17	21

*Nick Emery (2015-17, 18-19) set the record of 32 between his freshman and sophomore seasons. He also had a streak of 21 as a freshman in 2015-16. Those statistics were vacated by the NCAA Committee on Infractions.

HIGHEST POINTS AVAILABLE PERCENTAGE (MINIMUM 500 POINTS)

Rk	Name vs. Opponent, Date	Pts	PA	PAP
1	Jared Jensen, 2001-05	845	1347	627
2	Russell Larson, 1991-95 (287-506 FG, 0-0 3FG, 271-335 FT)	1885	3114	605
3	Gary Trost, 1987-88, 90-93 (660-1,188 FG, 24-65 3FG, 541-673 FT)	1205	1996	6037
4	Ken Roberts, 1990-91, 93-96 (420-742 FG, 6-16 3FG, 359-496 FT)	1652	2737	6036
5	Tom Gneiting, 1984-87 (561-1,027 FG, 19-42 3FG, 511-641 FT)	726	1227	592
6	Fred Roberts, 1978-82 (687-1,259 FG, 0-0 3FG, 467-602 FT)	1841	3120	5901
7	Devin Durrant, 1978-80, 82-84 (832-1,527 FG, 0-0 3FG, 275-390 FT)	2285	3874	5898
8	Jim Usevitch, 1982-84, 86-88 (315-578 FG, 0-0 3FG, 275-390 FT)	905	1546	585
9	Alan Taylor, 1976-80 (504-874 FG, 0-0 3FG, 276-454 FT)	1284	2202	583
10	Rafael Araujo, 2002-04 (366-646 FG, 11-41 3FG, 192-278 FT)	935	1611	580

HIGHEST POINTS PER FIELD GOAL ATTEMPT (MINIMUM 500 POINTS)

Rk	Name vs. Opponent, Date	Pts	FGA	Ratio
1	Jared Jensen, 2001-05	845	506	1.670
2	Tom Gneiting, 1984-87	726	444	1.635
3	Gary Trost, 1987-88, 90-93	1205	742	1.624
4	Ken Roberts, 1990-91, 93-96	1652	1027	1.609
5	Russell Larson, 1991-95	1885	1188	1.587
6	Jim Usevitch, 1982-84, 86-88	905	578	1.573
7	Brian Taylor, 1982-84, 86-88	754	484	1.558
8	Eric Mika, 2013-14, 16-17	1080	705	1.532
9	Mark Durrant, 1989-90, 92-95	687	458	1.500
10	Elijah Bryant, 2016-18	905	604	1.498

HIGHEST EFFECTIVE FIELD GOAL PERCENTAGE (MINIMUM 500 POINTS)

Rk	Name vs. Opponent, Date	FG	3FG	eFG%
1	Lee Cummarid, 2005-09	561-1049	153-355	608
2	Zac Seljaas, 2015-16, 17-19	225-500	135-332	593
3	Mike Rose, 2003-07	205-487	163-381	588
4	Jackson Emery, 2005-06, 08-11	405-899	230-601	583
5	Nathan Call, 1986-88, 90-92	227-489	110-241	5767
6	Alan Taylor, 1976-80	504-874	0-0	5766
7	Rafael Araujo, 2002-04	366-646	11-41	575
8	Mark Heslop, 1988-92	232-516	126-283	572
9	Gary Trost, 1987-88, 90-93	402-742	6-16	570
10	Noah Hartsack, 2008-12	461-847	39-99	5673

eFG% = (FG + 0.5 * 3P) / FGA

INDIVIDUAL SEASON RECORDS

POINTS

Rk	Name, Year	G	Pts	Avg
1	Jimmer Fredette, 2010-11	37	1,068	28.9
2	Devin Durrant, 1983-84	31	866	27.9
3	Danny Ainge, 1980-81	32	782	24.4
4	Tyler Haws, 2012-13	36	800	21.7
5	Tyler Haws, 2014-15	35	776	22.2
6	Tyler Haws, 2013-14	33	767	23.2
7	Michael Smith, 1988-89	29	765	26.4
8	Jimmer Fredette, 2009-10	34	751	22.1
9	Eric Mika, 2016-17	34	691	20.3
10	Michael Smith, 1987-88	32	679	21.2
	Yoeli Childs, 2018-19	32	679	21.2

Active, Season: Yoeli Childs – 679 (2018-19)

SCORING AVERAGE*

Rk	Name, Year	G	Pts	Avg
1	Jimmer Fredette, 2010-11	37	1,068	28.9
2	Devin Durrant, 1983-84	31	866	27.9
3	Michael Smith, 1988-89	29	765	26.4
4	Danny Ainge, 1980-81	32	782	24.4
5	Dick Nemelka, 1965-66	25	599	24.0
6	Tyler Haws, 2013-14	33	767	23.2
7	Devin Durrant, 1982-83	29	662	22.8
8	Kresimir Cosic, 1971-72	26	581	22.4
9	Tyler Haws, 2014-15	35	776	22.2
10	Jimmer Fredette, 2009-10	34	751	22.1

*Minimum 20 Games Played

Active, Season: Yoeli Childs – 21.2 (2018-19)

FIELD GOALS MADE

Rk	Name, Years	FG
1	Jimmer Fredette, 2010-11	346
2	Devin Durrant, 1983-84	312
3	Danny Ainge, 1980-81	309
4	Michael Smith, 1988-89	286
5	Tyler Haws, 2012-13	276
6	Tyler Haws, 2014-15	258
	Yoeli Childs, 2018-19	258
8	Michael Smith, 1986-87	253
	Jeff Chatman, 1987-88	253
10	Tyler Haws, 2013-14	252

Active, Season: Yoeli Childs – 258 (2018-19)

FIELD GOAL ATTEMPTS

Rk	Name, Years	FGA
1	Jimmer Fredette, 2010-11	765
2	Roland Minson, 1950-51	627
3	Danny Ainge, 1980-81	596
4	Mel Hutchins, 1950-51	575
5	Tyler Haws, 2012-13	571
	Tom Steinke, 1956-57	565
7	Joe Richey, 1952-53	554
8	Michael Smith, 1988-89	545
9	Tyler Haws, 2013-14	544
10	Devin Durrant, 1983-84	543

Active, Season: Yoeli Childs – 509 (2018-19)

FIELD GOAL PERCENTAGE*

Rk	Name, Year	FG	FGA	Pct
1	Gavin Baxter, 2018-19	59	91	648
2	Russell Larson, 1992-93	135	214	631
3	Jim Usevitch, 1983-84	85	137	620
4	Tom Gneiting, 1986-87	90	146	616
5	Corbin Kaufusi, 2015-16	79	129	612
6	Eric Nielsen, 2000-01	77	127	606
7	Alan Taylor, 1979-80	138	231	5974
8	Gary Trost, 1990-91	80	134	5970
9	Jeff Chatman, 1987-88	253	425	595
10	Jared Jensen, 2001-02	88	149	591

*Minimum 50 FG Made

Active, Season: Gavin Baxter – 648 (59-91) (2018-19)

FIELD GOAL PERCENTAGE*

Rk	Name, Year	FG	FGA	Pct
1	Russell Larson, 1992-93	135	214	631
2	Alan Taylor, 1979-80	138	231	597
3	Jeff Chatman, 1987-88	253	425	595
4	Fred Roberts, 1979-80	151	257	588
5	Alan Taylor, 1978-79	148	252	587
6	Fred Roberts, 1980-81	216	373	579
7	Ken Roberts, 1993-94	142	246	577
8	Devin Durrant, 1983-84	312	543	575
9	Rafael Araujo, 2003-04	211	368	5733
10	Jared Miller, 1992-93	161	281	5729

*Minimum 100 FG Made

Active, Season: Yoeli Childs – 550 (122-222) (2016-17)

3-POINT FIELD GOALS

Rk	Name, Years	3FG
1	Jimmer Fredette, 2010-11	124
2	Chase Fischer, 2015-16	112
3	Chase Fischer, 2014-15	103
4	Jackson Emery, 2010-11	92
5	Jonathan Tavernari, 2007-08	88
6	Jonathan Tavernari, 2008-09	85
	Jackson Emery, 2009-10	85
	Elijah Bryant, 2017-18	77
9	Jimmer Fredette, 2009-10	85
10	TJ Haws, 2016-17	76

Active, Season: TJ Haws – 76 (2016-17)

*Nick Emery made 97 3-point field goals in 2015-16 and 75 in 2016-17. His statistics from 2015-17 were vacated by the NCAA Committee on Infractions.

3-POINT FIELD GOAL ATTEMPTS

Rk	Name, Years	3FGA
1	Jimmer Fredette, 2010-11	313
2	Chase Fischer, 2015-16	305
3	Jackson Emery, 2010-11	255
4	Chase Fischer, 2014-15	248
5	Jonathan Tavernari, 2007-08	234
6	Jonathan Tavernari, 2008-09	223
7	Nick Sanderson, 1992-93	209
8	Elijah Bryant, 2017-18	205
9	Jackson Emery, 2009-10	197
10	TJ Haws, 2016-17	188

Active, Season: TJ Haws – 188 (2016-17)

*Nick Emery attempted 253 3s in 2015-16 and 202 in 2016-17. His statistics from 2015-17 were vacated by the NCAA Committee on Infractions.

3-POINT FIELD GOAL PERCENTAGE*

Rk	Name, Year	3FG	3FGA	Pct
1	Nathan Call, 1991-92	45	85	529
2	Zac Seljaas, 2015-16	68	136	500
3	Andy Toolson, 1989-90	74	151	490
4	Brook Reichner, 2005-06	53	110	482
5	Skyler Halford, 2014-15	52	108	481
6	Austin Ainge, 2006-07	56	117	479
7	Lee Cummarid, 2007-08	60	127	472
8	Mike Rose, 2006-07	61	131	466
9	Mark Heslop, 1991-92	58	127	457
10	Jimmer Fredette, 2009-10	77	175	440

*Minimum 35 3FG Made

Active, Season: Zac Seljaas – 500 (68-136) (2016-17)



INDIVIDUAL SEASON RECORDS

3-POINT FIELD GOAL PERCENTAGE*

Rk	Name, Year	3FG	3FGA	Pct
1	Andy Toolson, 1989-90	74	151	490
2	Jimmer Fredette, 2009-10	77	175	440
3	Jackson Emery, 2009-10	85	197	431
4	Chase Fischer, 2014-15	103	248	4153
5	Elijah Bryant, 2017-18	85	205	4146
6	TJ Haws, 2016-17	76	188	404
7	Jimmer Fredette, 2010-11	124	313	396
8	Jonathan Tavernari, 2008-09	85	223	381
9	Jonathan Tavernari, 2007-08	88	234	376
10	Chase Fischer, 2015-16	112	305	367

*Minimum 70 3FG Made

Active, Season: TJ Haws – 404 (76-188) (2016-17)

**Nick Emery shot .383 from 3-point range in 2015-16 and .371 in 2016-17. His statistics from 2015-17 were vacated by the NCAA Committee on Infractions.*

3-POINT FIELD GOALS PER GAME*

Rk	Name, Year	G	3FG	3FG/G
1	Jimmer Fredette, 2010-11	37	124	3.4
2	Chase Fischer, 2014-15	34	103	3.029
3	Chase Fischer, 2015-16	37	112	3.027
4	Jonathan Tavernari, 2008-09	33	85	2.6
5	Jonathan Tavernari, 2007-08	35	88	2.51
6	Jackson Emery, 2010-11	37	92	2.49
7	Andy Toolson, 1989-90	30	74	2.47
8	Jackson Emery, 2009-10	30	85	2.43
9	Elijah Bryant, 2017-18	35	85	2.43
10	Danny Bower, 1997-98	30	68	2.267

*Minimum 20 Games Played

Active, Season: TJ Haws – 2.2 (2016-17)

**Nick Emery made 2.7 3/3 game in 2015-16 and 2.2/game in 2016-17. His statistics from 2015-17 were vacated by the NCAA Committee on Infractions.*

FREE THROWS MADE

Rk	Name, Years	FT
1	Jimmer Fredette, 2010-11	252
2	Devin Durrant, 1983-84	242
3	Eric Mika, 2016-17	225
4	Jimmer Fredette, 2009-10	224
5	Tyler Haws, 2013-14	223
6	Tyler Haws, 2014-15	206
7	Devin Durrant, 1982-83	200
8	Ken Roberts, 1995-96	187
9	Tyler Haws, 2012-13	185
10	Russell Larson, 1993-94	181

Active, Season: TJ Haws – 165 (2018-19)

FREE THROW ATTEMPTS

Rk	Name, Years	FTA
1	Devin Durrant, 1983-84	307
2	Eric Mika, 2016-17	295
3	Jimmer Fredette, 2010-11	282
4	Timo Saarelainen, 1984-85	262
5	Devin Durrant, 1982-83	261
6	Trent Plaisted, 2007-08	260
7	Brandon Davies, 2012-13	255
8	Tyler Haws, 2013-14	253
9	Jimmer Fredette, 2009-10	251
10	Tyler Haws, 2014-15	236

Active, Season: TJ Haws – 190 (2018-19)

FREE THROW PERCENTAGE*

Rk	Name, Year	FT	FTA	Pct
1	Michael Smith, 1988-89	160	173	925
2	Tyler Haws, 2009-10	110	120	917
3	Michael Smith, 1986-87	103	114	904
4	Bob Quincey, 1964-65	55	61	902
	Chris Nikchevich, 1983-84	55	61	902
6	Jimmer Fredette, 2010-11	252	282	894
7	Jimmer Fredette, 2009-10	224	251	892
8	Tyler Haws, 2013-14	223	253	8814
9	Skyler Halford, 2014-15	59	67	8806
10	Scott Runia, 1978-79	50	57	8772

*Minimum 50 FT Made

Active, Season: TJ Haws – 868 (165-190) (2018-19)

FREE THROW PERCENTAGE*

Rk	Name, Year	FT	FTA	Pct
1	Michael Smith, 1988-89	160	173	925
2	Tyler Haws, 2009-10	110	120	917
3	Michael Smith, 1986-87	103	114	904
4	Jimmer Fredette, 2010-11	252	282	894
5	Jimmer Fredette, 2009-10	224	251	892
6	Tyler Haws, 2013-14	223	253	881
7	Tyler Haws, 2012-13	185	211	877
8	Gary Batchelor, 1962-63	104	119	874
9	Tyler Haws, 2014-15	206	236	873
10	Lee Cummond, 2008-09	122	140	871

*Minimum 100 FT Made

Active, Season: TJ Haws – 868 (165-190) (2018-19)

REBOUNDS

Rk	Name, Year	G	Reb	Avg
1	Mel Hutchins, 1950-51	37	471	12.7
2	Brett Applegate, 1983-84	31	352	11.4
3	John Fairchild, 1964-65	28	348	12.4
4	Steve Trumbo, 1980-81	32	342	10.7
5	Kresimir Cosic, 1970-71	27	341	12.6
6	Steve Trumbo, 1981-82	29	335	11.6
7	Kresimir Cosic, 1971-72	26	332	12.8
8	John Fairchild, 1963-64	25	330	13.2
9	John Benson, 1956-57	28	317	11.3
10	Alan Taylor, 1979-80	29	317	10.9

Active, Season: Yoeli Childs – 309 (2018-19)

REBOUNDS PER GAME*

Rk	Name, Year	G	Reb	Avg
1	John Fairchild, 1963-64	25	330	13.2
2	Kresimir Cosic, 1971-72	26	332	12.8
3	Mel Hutchins, 1950-51	37	471	12.7
4	Kresimir Cosic, 1970-71	27	341	12.6
5	John Fairchild, 1964-65	28	348	12.4
6	Herschel Pedersen, 1955-56	26	314	12.1
7	John Nicoll, 1957-58	28	307	11.8
8	Steve Trumbo, 1981-82	29	335	11.6
9	Brett Applegate, 1983-84	31	352	11.4
10	John Benson, 1956-57	28	317	11.3

*Minimum 20 Games Played

Active, Season: Yoeli Childs – 9.7 (2018-19)

OFFENSIVE REBOUNDS

Rk	Name, Year	G	OReb	Avg
1	Eric Mika, 2016-17	34	104	3.1
2	Eric Mika, 2013-14	33	93	2.8
3	Rafael Araujo, 2002-03	32	91	2.8
4	Jared Miller, 1992-93	34	90	2.6
5	Nate Austin, 2013-14	35	90	2.6
6	Ken Roberts, 1994-95	32	89	2.8
7	Rafael Araujo, 2003-04	30	87	2.9
8	Kyle Collinsworth, 2015-16	37	86	2.3
9	Kyle Collinsworth, 2013-14	34	85	2.5
10	Kyle Davis, 2015-16	37	85	2.3

Active, Season: Yoeli Childs – 70 (2018-19)

OFFENSIVE REBOUNDS PER GAME*

Rk	Name, Year	G	OReb	Avg
1	Ron Sellaaze, 1997-98	21	66	3.14
2	Eric Mika, 2016-17	34	104	3.06
3	Rafael Araujo, 2003-04	30	87	2.90
4	Rafael Araujo, 2002-03	32	91	2.84
5	Eric Mika, 2013-14	33	93	2.82
6	Ken Roberts, 1994-95	32	89	2.78
7	Jared Miller, 1992-93	34	90	2.65
8	Russell Larson, 1993-94	32	84	2.63
9	Nate Austin, 2013-14	35	90	2.57
10	Ken Roberts, 1995-96	28	70	2.50
11	Kyle Collinsworth, 2013-14	34	85	2.50

Active, Season: Yoeli Childs – 2.1 (2018-19)

ASSISTS

Rk	Name, Year	G	Ast	Avg
1	Kyle Collinsworth, 2015-16	37	275	7.4
2	Matt Montague, 2001-02	30	217	7.2
3	Nathan Call, 1991-92	32	204	6.4
4	Kyle Collinsworth, 2014-15	33	197	6.0
5	Matt Carloino, 2012-13	36	171	4.8
6	Nathan Call, 1990-91	34	164	4.8
7	Yoeli Childs, 2018-19	32	162	5.1
8	Jimmer Fredette, 2010-11	37	160	4.3
9	Jimmer Fredette, 2009-10	34	159	4.7
10	Danny Ainge, 1977-78	30	158	5.3

Active, Season: TJ Haws – 162 (2018-19)

ASSISTS PER GAME*

Rk	Name, Year	G	Ast	Avg
1	Kyle Collinsworth, 2015-16	37	275	7.4
2	Matt Montague, 2001-02	30	217	7.2
3	Nathan Call, 1991-92	32	204	6.4
4	Kyle Collinsworth, 2014-15	33	197	6.0
5	Danny Ainge, 1977-78	30	158	5.3
6	Marty Haws, 1988-89	29	149	5.14
7	Randy Reid, 1995-96	28	142	5.07
8	TJ Haws, 2018-19	32	162	5.06
9	Matt Montague, 1996-97	26	131	5.0
10	Robbie Reid, 1994-95	32	157	4.9

*Minimum 20 Games Played

Active, Season: TJ Haws – 5.1 (2018-19)

BLOCKS

Rk	Name, Year	G	Blk	Avg
1	Shawn Bradley, 1990-91	34	177	5.2
2	Greg Kite, 1982-83	29	81	2.8
3	Greg Kite, 1980-81	32	71	2.2
4	Eric Mika, 2016-17	34	63	1.9
5	Yoeli Childs, 2017-18	35	63	1.8
6	Noah Hartsock, 2010-11	37	61	1.6
7	Noah Hartsock, 2011-12	34	55	1.6
8	Alan Taylor, 1979-80	29	52	1.8
9	Kyle Davis, 2015-16	37	50	1.4
10	Brandon Davies, 2011-12	35	47	1.3

Active, Season: Yoeli Childs – 63 (2017-18)

BLOCKS PER GAME*

Rk	Name, Year	G	Blk	Avg
1	Shawn Bradley, 1990-91	34	177	5.2
2	Greg Kite, 1982-83	29	81	2.8
3	Greg Kite, 1980-81	32	71	2.2
4	Eric Mika, 2016-17	34	63	1.9
5	Yoeli Childs, 2017-18	35	63	1.80
6	Alan Taylor, 1979-80	29	52	1.79
7	Noah Hartsock, 2010-11	37	61	1.649
8	Noah Hartsock, 2011-12	34	55	1.618
9	Greg Kite, 1981-82	30	45	1.5
10	Yoeli Childs, 2016-17	33	46	1.394

*Minimum 20 Games Played

Active, Season: Yoeli Childs – 1.8 (2017-18)

STEALS

Rk	Name, Year	G	Stl	Avg
1	Jackson Emery, 2010-11	37	101	2.7
2	Jackson Emery, 2009-10	35	91	2.6
3	Kyle Collinsworth, 2015-16	37	74	2.0
4	Marty Haws, 1989-90	30	66	2.2
5	Matt Carloino, 2012-13	36	64	1.8
6	Terrell Lyday, 1999-00	33	62	1.9
7	Robbie Reid, 1994-95	32	61	1.9
8	Matt Carloino, 2013-14	35	61	1.7
9	Danny Ainge, 1977-78	30	60	2.0
10	Kyle Collinsworth, 2014-15	33	59	1.8

Active, Season: TJ Haws – 43 (2018-19)

STEALS PER GAME*

Rk	Name, Year	G	Stl	Avg
1	Jackson Emery, 2010-11	37	101	2.7
2	Jackson Emery, 2009-10	35	91	2.6
3	Marty Haws, 1989-90	30	66	2.2
4	Danny Ainge, 1977-78	30	60	2.0
5</				

INDIVIDUAL SEASON RECORDS

PERSONAL FOULS

Rk	Name, Years	PF
1	Jared Miller, 1992-93	124
2	Nate Austin, 2013-14	119
3	Rafael Araujo, 2002-03	118
4	Corbin Kaufusi, 2014-15	117
5	Glen Roberts, 1977-78	114
	Greg Kite, 1980-81	114
	Brandon Davies, 2011-12	114
8	Danny Ainge, 1977-78	113
	Mekeli Wesley, 1999-00	113
10	Roland Minson, 1950-51	111
	Paul Ruffner, 1968-69	111
	Trent Plaisted, 2006-07	111
	Brandon Davies, 2012-13	111

Active, Season: Yoeli Childs – 84 (2018-19)

TIMES DISQUALIFIED

Rk	Name, Years	DQ
1	Glen Roberts, 1977-78	11
2	Mel Hutchins, 1950-51	10
	Roy Tracker, 1958-59	10
	Keith Rice, 1977-78	10
5	Jay Cheesman, 1975-76	9
	Danny Ainge, 1977-78	9
	Alan Taylor, 1977-78	9
	Greg Kite, 1980-81	9
	Eric Nielsen, 2000-01	9
10	Steve Craig, 1980-81	8
	Greg Kite, 1982-83	8
	Tom Gnetting, 1985-86	8
	Mark Durrant, 1993-94	8

GAMES PLAYED

Rk	Name, Years	GP
1	Mel Hutchins, 1950-51	37
	Roland Minson, 1950-51	37
	Jerry Romney, 1950-51	37
	Harold Christensen, 1950-51	37
	Charles Abouo, 2010-11	37
	Jackson Emery, 2010-11	37
	Jimmer Fredette, 2010-11	37
	Noah Hartsock, 2010-11	37
	Nate Austin, 2015-16	37
	Kyle Collinsworth, 2015-16	37
	Kyle Davis, 2015-16	37
	Chase Fischer, 2015-16	37

GAMES STARTED

Rk	Name, Years	GS
1	Jimmer Fredette, 2010-11	37
	Kyle Davis, 2015-16	37
	Chase Fischer, 2015-16	37
4	Noah Hartsock, 2010-11	36
	Brandon Davies, 2012-13	36
	Tyler Haws, 2012-13	36
	Kyle Collinsworth, 2015-16	36

MINUTES PLAYED

Rk	Name, Years	Min
1	Jimmer Fredette, 2010-11	1,323
2	Chase Fischer, 2015-16	1,257
3	Kyle Collinsworth, 2015-16	1,249
4	Tyler Haws, 2012-13	1,235
5	Devin Durrant, 1983-84	1,225
6	Elijah Bryant, 2017-18	1,215
7	Danny Ainge, 1980-81	1,213
8	Jackson Emery, 2010-11	1,202
9	Yoeli Childs, 2017-18	1,191
10	Fred Roberts, 1980-81	1,187

DOUBLE-FIGURE SCORING GAMES

Rk	Name, Years	#
1	Jimmer Fredette, 2010-11	37
2	Brandon Davies, 2012-13	35
3	Tyler Haws, 2012-13	34
	Tyler Haws, 2014-15	34
	Kyle Collinsworth, 2015-16	34
	Eric Mika, 2016-17	34
7	Jeff Chatman, 1987-88	33
	Tyler Haws, 2013-14	33
	Yoeli Childs, 2017-18	33
10	Mark Handy, 1976-77	32
	Danny Ainge, 1980-81	32
	Michael Smith, 1987-88	32
	Lee Cummond, 2007-08	32

*Nick Emery scored in double figures 32 times in 2015-16. His statistics from 2015-17 were vacated by the NCAA Committee on Infractions.

DOUBLE-DOUBLES

Rk	Name, Years	D-D
1	John Fairchild, 1964-65	22
2	Brett Applegate, 1983-84	21
3	Kresimir Cosic, 1971-72	20
4	Steve Trumbo, 1981-82	18
5	John Fairchild, 1963-64	17
	Eric Mika, 2016-17	17
	Yoeli Childs, 2018-19	17
8	Russell Larson, 1993-94	16
	Rafael Araujo, 2003-04	16
10	Bruce Burton, 1962-63	15
	Kresimir Cosic, 1970-71	15
	Kyle Collinsworth, 2015-16	15
	Yoeli Childs, 2017-18	15

20-20 GAMES

Rk	Name, Years	#
1	John Fairchild, 1963-64	2
2	Mark Miller, 1959-60	1
	Bruce Burton, 1961-62	1
	Bob Skousen, 1961-62	1
	John Fairchild, 1964-65	1
	Kresimir Cosic, 1970-71	1
	Mark Handy, 1974-75	1
	Brandon Davies, 2011-12	1

20-POINT GAMES

Rk	Name, Years	#
1	Jimmer Fredette, 2010-11	33
2	Devin Durrant, 1983-84	27
	Michael Smith, 1988-89	27
4	Tyler Haws, 2012-13	25
5	Danny Ainge, 1980-81	24
	Tyler Haws, 2014-15	24
7	Michael Smith, 1987-88	22
	Jimmer Fredette, 2009-10	22
9	Tyler Haws, 2013-14	21
10	Devin Durrant, 1982-83	20

CONSECUTIVE 20-POINT GAMES TO START SEASON

Rk	Name, Years	#
1	Devin Durrant, 1983-84	7
2	Tyler Haws, 2012-13	6
3	Kresimir Cosic, 1971-72	3
	Danny Ainge, 1980-81	5
	Michael Smith, 1988-89	5

30-POINT GAMES

Rk	Name, Years	#
1	Jimmer Fredette, 2010-11	16
2	Devin Durrant, 1983-84	14
3	Michael Smith, 1988-89	11
4	Jimmer Fredette, 2009-10	8
5	Dick Nemelka, 1965-66	7
	Tyler Haws, 2013-14	7
7	Danny Ainge, 1980-81	6
8	Kresimir Cosic, 1972-73	5
	Timo Saarelainen, 1984-85	5
	Tyler Haws, 2014-15	5

40-POINT GAMES

Rk	Name, Years	#
1	Jimmer Fredette, 2010-11	4
2	Jimmer Fredette, 2009-10	2
3	Dave Eastis, 1959-60	1
	Bob Skousen, 1961-62	1
	John Fairchild, 1964-65	1
	Dick Nemelka, 1965-66	1
	Danny Ainge, 1978-79	1
	Timo Saarelainen, 1984-85	1
	Marty Haws, 1989-90	1
	Tyler Haws, 2012-13	1
	Tyler Haws, 2013-14	1
	Chase Fischer, 2015-16	1

15-REBOUND GAMES

Rk	Name, Years	#
1	John Fairchild, 1963-64	9
	Kresimir Cosic, 1971-72	9
3	John Fairchild, 1964-65	8
	Kresimir Cosic, 1970-71	8
5	Jim Eakins, 1967-68	6
	Alan Taylor, 1979-80	6
7	Bruce Burton, 1962-63	5
	Craig Raymond, 1965-66	5
	Paul Ruffner, 1969-70	5
	Steve Trumbo, 1980-81	5
	Steve Trumbo, 1981-82	5

20-REBOUND GAMES

Rk	Name, Years	#
1	John Fairchild, 1963-64	3
	Kresimir Cosic, 1970-71	3
3	Mel Hutchins, 1950-51	2
	John Fairchild, 1964-65	2
5	John Benson, 1955-56	1
	Mark Miller, 1959-60	1
	Bruce Burton, 1961-62	1
	Bob Skousen, 1961-62	1
	Bill Blumenthal, 1961-62	1
	Craig Raymond, 1965-66	1
	Scott Warner, 1969-70	1
	Brian Ambrozich, 1972-73	1
	Mark Handy, 1974-75	1
	Alan Taylor, 1978-79	1
	Alan Taylor, 1979-80	1
	Steve Trumbo, 1981-82	1
	Brandon Davies, 2011-12	1
	Kyle Davis, 2015-16	1

10-ASSIST GAMES

Rk	Name, Years	#
1	Kyle Collinsworth, 2015-16	10
2	Kyle Collinsworth, 2014-15	8
3	Matt Montague, 2000-01	7
4	Nathan Call, 1991-92	5
5	Mike May, 1976-77	4
6	Randy Reid, 1992-93	3
7	Kresimir Cosic, 1972-73	2
	Danny Ainge, 1977-78	2
	Scott Runia, 1977-78	2
	Danny Ainge, 1979-80	2
	Averian Parrish, 1985-86	2
	Marty Haws, 1988-89	2
	Robbie Reid, 1994-95	2
	Randy Reid, 1995-96	2
	Matt Montague, 1996-97	2

5-BLOCKS GAMES

Rk	Name, Years	#
1	Shawn Bradley, 1990-91	22
2	Greg Kite, 1980-81	6
	Greg Kite, 1982-83	6
4	Alan Taylor, 1979-80	2
	Trent Plaisted, 2007-08	2
	Yoeli Childs, 2017-18	2
7	Jay Cheesman, 1975-76	1
	Alan Taylor, 1977-78	1
	Fred Roberts, 1979-80	1
	Alan Pollard, 1984-85	1
	Alan Pollard, 1985-86	1
	Russell Larson, 1992-93	1
	Russell Larson, 1994-95	1
	Mekeli Wesley, 2000-01	1
	Rafael Araujo, 2003-04	1
	Fernando Malaman, 2005-06	1
	Trent Plaisted, 2006-07	1
	James Anderson, 2008-09	1
	James Anderson, 2010-11	1
	Noah Hartsock, 2010-11	1
	Gavin Baxter, 2018-19	1

3-BLOCKS GAMES

Rk	Name, Years	#
1	Shawn Bradley, 1990-91	28
2	Greg Kite, 1982-83	15
3	Greg Kite, 1980-81	12
	Eric Mika, 2016-17	12
5	Noah Hartsock, 2010-11	11
6	Noah Hartsock, 2011-12	9
7	Russell Larson, 1991-92	8
	Yoeli Childs, 2017-18	8
9	Alan Taylor, 1979-80	7
	Jeff Chatman, 1986-87	7
	Yoeli Childs, 2016-17	7

5-STEALS GAMES

Rk	Name, Years	#
1	Jackson Emery, 2010-11	6
2	Jackson Emery, 2009-10	5
3	Robbie Reid, 1994-95	4
4	Danny Ainge, 1977-78	3
	Brett Applegate, 1983-84	3
	Marty Haws, 1989-90	3
	Brandon Davies, 2012-13	3
	Kyle Collinsworth, 2015-16	3
9	Marty Haws, 1988-89	2
	Terrell Lyday, 1999-00	2
	Kevin Woodberry, 2002-03	2
	Mike Hall, 2004-05	2
	Jackson Emery, 2008-09	2
	Kyle Collinsworth, 2013-14	2

INDIVIDUAL SEASON RECORDS

3-STEALS GAMES

Rk	Name, Years	#
1	Jackson Emery, 2010-11	19
2	Jackson Emery, 2009-10	17
3	Marty Haws, 1989-90	12
4	Mark Carlino, 2012-13	11
	Danny Ange, 1977-78	11
	Kyle Collinsworth, 2014-15	11
7	Robbie Reid, 1994-95	10
	Kyle Collinsworth, 2015-16	10
9	Terrell Lyday, 1999-00	9
	Kyle Collinsworth, 2013-14	9

5 3-POINTERS GAMES

Rk	Name, Years	#
1	Jimmer Fredette, 2010-11	10
2	Chase Fischer, 2014-15	8
3	Jackson Emery, 2010-11	6
	Chase Fischer, 2015-16	6
5	Jonathan Tavernari, 2007-08	5
	Jackson Emery, 2009-10	5
7	Jonathan Tavernari, 2008-09	4
	Elijah Bryant, 2017-18	4

*Nick Emery had four games with five 3s in 2016-17 and 4 in 2015-16. His statistics from 2015-17 were vacated by the NCAA Committee on Infractions.

3-POINTERS GAMES

Rk	Name, Years	#
1	Jimmer Fredette, 2010-11	22
	Chase Fischer, 2015-16	22
3	Jonathan Tavernari, 2008-09	17
	Jackson Emery, 2010-11	17
	Chase Fischer, 2014-15	17
6	TJ Haws, 2016-17	16
	Elijah Bryant, 2017-18	16
8	Jackson Emery, 2009-10	15
9	Andy Toolson, 1989-90	14
	Mark Bigelow, 2001-02	14
	Jonathan Tavernari, 2007-08	14

*Nick Emery had 20 games with three 3s in 2015-16 and 13 in 2016-17. His statistics from 2015-17 were vacated by the NCAA Committee on Infractions.

CONSECUTIVE GAMES WITH A 3-POINTER

Rk	Name, Years	#
1	Jimmer Fredette, 12/8/10 to 3/24/11	28
2	Chase Fischer, 12/23/15 to 3/29/16	26
3	Elijah Bryant, 11/11/7 to 2/1/18	24
4	Jonathan Tavernari, 11/29/08 to 2/24/09	22
5	Terrell Lyday, 11/20/00 to 2/12/01	21
6	Chase Fischer, 11/24/14 to 1/17/15	18
7	Skyler Halford, 1/10/15 to 3/17/15	17
8	Andy Toolson, 1/26/89 to 1/18/90	16
	Jonathan Tavernari, 1/26/08 to 3/20/08	16
	TJ Haws, 1/14/17 to 3/15/17	16

*Nick Emery had streaks of 23 games in 2016-17 and 21 in 2015-16. His statistics from 2015-17 were vacated by the NCAA Committee on Infractions.

HIGHEST POINTS AVAILABLE PERCENTAGE (MINIMUM 250 POINTS)

Rk	Name vs. Opponent, Date	Pts	PA	PAP
1	Tom Gnetting, 1986-87 (90-146 FG, 1-1 3FG, 95-128 FT)	276	421	656
2	Jared Jensen, 2001-02 (88-149 FG, 0-0 3FG, 82-97 FT)	258	395	653
3	Russell Larson, 1992-93 (135-214 FG, 0-2 3FG, 88-120 FT)	358	550	651
4	Brian Taylor, 1987-88 (82-165 FG, 30-65 3FG, 97-111 FT)	326	506	644
5	Ken Roberts, 1993-94 (142-246 FG, 1-2 3FG, 124-156 FT)	409	650	629
6	Fred Roberts, 1980-81 (216-373 FG, 0-0 3FG, 171-220 FT)	603	966	624
7	Devin Durrant, 1983-84 (312-543 FG, 0-0 3FG, 242-307 FT)	866	1393	622
8	Ken Roberts, 1994-95 (171-307 FG, 2-3 3FG, 150-179 FT)	494	796	621
9	Russell Larson, 1991-92 (101-187 FG, 0-0 3FG, 115-141 FT)	317	515	616
10	Jeff Chatman, 1987-88 (253-425 FG, 0-0 3FG, 117-170 FT)	623	1020	6107

HIGHEST POINTS PER FIELD GOAL ATTEMPT (MINIMUM 250 POINTS)

Rk	Name vs. Opponent, Date	Pts	FGA	Ratio
1	Brian Taylor, 1987-88	326	165	1.976
2	Tom Gnetting, 1986-87	276	146	1.890
3	Jared Jensen, 2001-02	258	149	1.732
4	Ken Roberts, 1995-96	539	316	1.706
5	Russell Larson, 1991-92	317	187	1.695
6	Russell Larson, 1992-93	358	214	1.673
7	Gary Trost, 1992-93	516	310	1.665
8	Ken Roberts, 1993-94	409	246	1.663
9	Tom Gnetting, 1985-86	266	161	1.652
10	Mekell Wesley, 2000-01	569	349	1.630

HIGHEST EFFECTIVE FIELD GOAL PERCENTAGE (MINIMUM 250 POINTS)

Rk	Name vs. Opponent, Date	FG	3FG	eFG%
1	Zac Seljaas, 2015-16	88-178	68-136	685
2	Lee Cummand, 2007-08	198-248	60-127	655
3	Lee Cummand, 2006-07	114-206	40-92	650
4	Nathan Coll, 1991-92	98-188	45-85	641
5	Russell Larson, 1992-93	135-214	0-2	631
6	Andy Toolson, 1989-90	184-351	74-151	630
7	Jackson Emery, 2009-10	145-298	85-197	629
8	Tom Gnetting, 1986-87	90-146	1-1	620
9	Skyler Halford, 2014-15	94-194	52-108	619
10	Austin Aage, 2006-07	83-182	56-117	610

eFG% = (FG + 0.5 * 3P) / FGA

INDIVIDUAL GAME RECORDS

POINTS

Rk	Name vs. Opponent, Date	Pts
1	Jimmer Fredette (Sr.) vs. New Mexico, 03/11/2011	52
2	Jimmer Fredette (Jr.) at Arizona, 12/28/2009	49
3	Tyler Haws (Jr.) at Portland, 01/23/2014	48
4	Bob Skousen (Jr.) vs. UCLA, 12/02/1961	47
	Jimmer Fredette (Sr.) at Utah, 01/11/2011	47
6	Jimmer Fredette (Jr.) vs. TCU, 03/11/2010	45
7	Dave Eastis (Jr.) vs. New Mexico, 02/05/1960	44
8	Jimmer Fredette (Sr.) vs. San Diego State, 01/26/2011	43
9	Jimmer Fredette (Sr.) at Colorado State, 01/22/2011	42
	Tyler Haws (So.) vs. Virginia Tech, 12/29/2012	42
11	Timo Saarelainen (Sr.) at New Mexico, 02/07/1985	41
	Chase Fischer (Sr.) vs. New Mexico, 12/23/2015	41
13	John Fairchild (Sr.) vs. Arizona, 02/26/1965	40
	Danny Ange (So.) vs. Oral Roberts, 12/23/1978	40
	Dick Nemelka (Sr.) vs. Siena, 11/24/1989	40
17	Bob Skousen (Sr.) at Ohio State, 01/01/1959	39
	Dick Nemelka (Sr.) vs. Houston, 12/04/1965	39
	Danny Ange (Sr.) vs. Utah State, 12/27/1980	39
	Michael Smith (Jr.) vs. Utah State, 12/19/1987	39
	Michael Smith (Jr.) vs. La Salle, 12/29/1987	39
	Jimmer Fredette (Sr.) at UNLV, 01/05/2011	39
	Elijah Bryant (So.) at Portland, 02/23/2017	39

Active, Game: TJ Haws at San Diego, 02/14/2019 – 35
In a Season Opener: Marty Haws vs. Siena, 11/24/1989 – 40
In a Conference Opener: Jimmer Fredette at UNLV, 01/05/2011 – 39

FIELD GOALS MADE

Rk	Name vs. Opponent, Date	FG
1	Jimmer Fredette (Sr.) vs. New Mexico, 03/11/2011	22
2	Dave Eastis (Jr.) vs. New Mexico, 02/05/1960	21
3	Bob Skousen (Jr.) vs. UCLA, 12/02/1961	19
4	Dick Nemelka (Sr.) vs. Houston, 12/04/1965	18
5	Bob Quinney (Jr.) vs. Michigan State, 12/23/1963	17
	Dick Nemelka (Sr.) vs. St. Bonaventure, 12/29/1965	17
	Dick Nemelka (Sr.) vs. Cornell, 12/30/1965	17
	Craig Raymond (Sr.) vs. Utah State, 01/06/1967	17
	Timo Saarelainen (Sr.) vs. La Salle, 11/30/1984	17
	Michael Smith (Jr.) vs. La Salle, 12/29/1987	17
	Tyler Haws (Jr.) at Portland, 01/23/2014	17

Active, Game: Yoeli Childs (4k) last vs. Utah, 12/08/2018 – 13
In a Season Opener: Timo Saarelainen, vs. La Salle, 11/30/1984 – 17
In a Conference Opener: Michael Smith at New Mexico, 01/05/1989 – 14

FIELD GOALS ATTEMPTED

Rk	Name vs. Opponent, Date	FGA
1	Jimmer Fredette (Sr.) vs. New Mexico, 03/11/2011	37
2	John Nicol (Jr.) vs. New Mexico, 02/07/1958	36
3	Bob Skousen (Jr.) vs. UCLA, 12/02/1961	35
4	Dave Eastis (Jr.) vs. New Mexico, 02/05/1960	34
	Tyler Haws (Jr.) at Portland, 01/23/2014	34
6	Danny Ange (Sr.) vs. San Diego State, 01/08/1981	33
7	Joe Richey vs. Niagara, 03/09/1953	31
8	Bob Quinney (Jr.) vs. Michigan State, 12/23/1963	30
	John Fairchild (Jr.) vs. Wyoming, 01/11/1964	30
10	Paul Ruffner (Sr.) vs. Georgia, 12/29/1969	29
	Timo Saarelainen (Sr.) vs. San Diego State, 01/31/1985	29
	Jimmer Fredette (Sr.) vs. Florida, 03/24/2011	29

Active, Game: Yoeli Childs (2k) last at San Diego, 02/14/2019 – 24
In a Season Opener: Dick Nemelka vs. Illinois, 12/03/1965 – 25
In a Conference Opener: Michael Smith at New Mexico, 01/05/1989 – 26

FIELD GOALS MADE, NO MISSES

Rk	Name vs. Opponent, Date	FG
1	Kresimir Cosic (So.) vs. Arizona, 02/26/1971	12
2	Jeff Chatman (So.) vs. Fordham, 12/07/1985	9
	Jim Uevitich (Sr.) at Utah State, 12/01/1987	9
	Trent Plaisted (Jr.) at Colorado State, 02/13/2008	9
5	Alan Taylor (Jr.) at Baylor, 12/01/1978	8
	Brook Zylstra (Jr.) vs. San Francisco, 01/07/2012	8
	Eric Mika (So.) vs. Utah Valley, 11/26/16	8
8	Alan Taylor (So.) vs. McNeese State, 12/13/1977	7
	Keith Rice (Sr.) vs. Portland State, 11/25/1978	7
	Chris Nikchevich (So.) vs. Hofstra, 11/30/1983	7
	Russell Larson (Fr.) vs. Cal State Northridge, 03/03/1992	7
	Robbie Reid (So.) vs. Fresno State, 02/23/1995	7
	Tyler Haws (Fr.) vs. Nevada, 12/22/2009	7

Active, Game: Gavin Baxter vs. Loyola Marymount, 02/16/2019 – 6
In a Season Opener: Gary Furniss vs. UCLA, 11/26/1982 – 6
Scott Runia vs. Hawaii, 11/24/1978 – 6
In a Conference Opener: Russell Larson vs. UTEP, 01/02/1993 – 5

FIELD GOAL PERCENTAGE*

Rk	Name, Year	FG	FGAPct
1	Kresimir Cosic (So.) vs. Arizona, 02/26/1971	12	12 1,000
2	Lee Cummand (Sr.) at Weber State, 12/03/2008	12	13 923
3	Matt Runia (So.) vs. Wyoming, 02/11/1978	11	12 917
	Mekell Wesley (Sr.) vs. New Mexico, 02/11/1978	11	12 917
	Devin Durrant (Sr.) vs. Saint Mary's, 12/10/1983	11	12 917
6	Jay Chesman (Sr.) vs. Northeast Louisiana, 01/04/1975	10	11 909
	Elijah Bryant (Jr.) vs. Miss. Valley State, 11/11/2017	10	11 909

*Minimum 10 Field Goal Attempts
Active, Game: Yoeli Childs vs. Utah, 12/08/2018 – 813 (13-16)
In a Season Opener: Mike Gardner at Oregon, 11/30/1962 – 846 (11-13)
In a Conference Opener: Alan Taylor at Wyoming, 01/12/1978 – 833 (10-12)

3-POINT FIELD GOALS MADE

Rk	Name vs. Opponent, Date	3FG
1	Chase Fischer (Jr.) vs. Chaminade, 11/25/2014	10
2	Jimmer Fredette (Jr.) at Arizona, 12/28/2009	9
	Chase Fischer (Sr.) vs. New Mexico, 12/23/15	9
4	Mike Rose (Fr.) vs. Southern Utah, 11/21/2003	8
	Mike Rose (Sr.) vs. UNLV, 02/03/2007	8
	Matt Carlino (Jr.) vs. Portland, 02/22/2014	8
7	Nick Sanderson (Sr.) at Utah State, 12/04/1992	7
	Danny Bower (Jr.) vs. Ohio State, 12/30/1997	7
	Jimmer Fredette (Sr.) at UNLV, 01/05/2011	7
	Jimmer Fredette (Sr.) vs. New Mexico, 12/31/11	7
	Jimmer Fredette (Sr.) vs. Gonzaga, 03/19/2011	7
	Zac Seljaas (Fr.) vs. Central Michigan, 12/23/15	7
	Chase Fischer (Sr.) vs. UAB, 03/16/2016	7
	Elijah Bryant (So.) at Portland, 02/23/2017	7

Active, Game: TJ Haws (2k) last vs. Houston, 11/24/2018 – 6
In a Season Opener: Mike Rose vs. Southern Utah, 11/21/2003 – 8
In a Conference Opener: Jimmer Fredette at UNLV, 01/05/2011 – 7

*Nick Emery made 10 3s at San Francisco (02/11/2016). His statistics from 2015-17 were vacated by the NCAA Committee on Infractions.

INDIVIDUAL GAME RECORDS

3-POINT FIELD GOALS ATTEMPTED

Rk	Name vs. Opponent, Date	3FGA
1	Jonathan Tavernani (So.) vs. North Carolina, 11/24/2007	16
	Chase Fischer (Sr.) vs. UAB, 03/16/2016	16
3	Nick Sanderson (Sr.) vs. Kansas, 03/20/1993	15
	Jimmer Fredette (Sr.) vs. Florida, 03/24/2011	15
5	Bob Capener (Sr.) at Oklahoma, 11/21/1986	14
	Danny Bower (Jr.) vs. Ohio State, 12/30/1997	14
	Jimmer Fredette (Sr.) vs. Utah State, 11/17/2010	14
	Jimmer Fredette (Sr.) vs. New Mexico, 03/11/2011	14
	Matt Carlino (So.) vs. Baylor, 04/20/2013	14
	Chase Fischer (Sr.) vs. New Mexico, 12/23/2015	14
11	Nick Sanderson (Jr.) vs. Louisiana State, 03/19/1992	13
	Danny Bower (Jr.) at UNLV, 01/22/1998	13
	Mike Rose (Fr.) vs. Southern Utah, 11/21/2003	13
	Jonathan Tavernani (Jr.) vs. Wake Forest, 01/03/2009	13
	Jimmer Fredette (Jr.) at Arizona, 12/28/2009	13
	Jackson Emery (Sr.) vs. South Florida, 11/26/2010	13
	Jimmer Fredette (Sr.) at Weber State, 12/21/2010	13
	Jimmer Fredette (Sr.) at UNLV, 01/05/2011	13
	Matt Carlino (Jr.) vs. Portland, 02/22/2014	13
	Chase Fischer (Jr.) vs. Champlain, 11/25/2014	13

Active, Game: TJ Haws (2x) last vs. Houston, 11/24/2018 – 12
 In a Season Opener: Bob Capener at Oklahoma, 11/21/1986 – 14
 In a Conference Opener: Jimmer Fredette at UNLV, 01/05/2011 – 13

3-POINT FIELD GOALS MADE, NO MISSES

Rk	Name vs. Opponent, Date	3FG
1	Nathan Call (Jr.) vs. Utah, 03/02/1991	6
	Brook Zylstra (Jr.) vs. San Francisco, 01/07/2012	6
3	Danny Bower (Jr.) vs. Wyoming, 01/15/1998	5
	Jonathan Tavernani (Jr.) vs. Colorado State, 02/11/2009	5
5	Andy Tootson (Sr.) vs. UTEP, 01/11/1990	4
	Nathan Call (Sr.) at Utah, 03/07/1992	4
	Robbie Reid (Fr.) vs. Nicholls State, 12/10/1993	4
	Robbie Reid (So.) vs. Fresno State, 02/23/1995	4
	Terrell Lyday (Jr.) at South Alabama, 12/21/1999	4
	Daniel Bobik (So.) at Memphis, 03/20/2002	4
	Mike Hall (Sr.) at San Diego State, 02/07/2005	4
	Mike Rose (Jr.) vs. Eastern Washington, 12/27/2005	4
	Austin Ainge (Jr.) vs. San Diego State, 02/22/2006	4
	Elijah Bryant (Jr.) vs. Pacific, 01/27/2018	4
	Zac Seljaas (Jr.) at Loyola Marymount, 02/16/2019	4

Active, Game: Zac Seljaas at Loyola Marymount, 02/16/2019 – 4
 In a Season Opener: Sam Burgess at UCLA, 11/15/2006 – 3
 Mike Rose at UCLA, 11/15/2006 – 3
 In a Conference Opener: TJ Haws vs. Santa Clara, 12/29/2016 – 3

3-POINT FIELD GOAL PERCENTAGE*

Rk	Name, Year	3FG	3FGA	Pct
1	Nathan Call (Jr.) vs. Utah, 03/02/1991	6	6	1.000
	Brook Zylstra (Jr.) vs. San Francisco, 01/07/2012	6	6	1.000
3	Danny Bower (Jr.) vs. Wyoming, 01/15/1998	5	5	1.000
	Jonathan Tavernani (Jr.) vs. Colorado State, 02/11/2009	5	5	1.000
	Nick Emery (Jr.) vs. Loyola Marymount, 02/02/2019	5	5	1.000
6	Jonathan Tavernani (Jr.) vs. TCU, 01/10/2007	6	7	.857
	Anson Winder (Fr.) vs. Buffalo, 12/20/2011	6	7	.857
	Elijah Bryant (Jr.) vs. Miss. Valley State, 11/11/2017	6	7	.857

*Minimum 5 3-Point Field Goal Attempts

Active, Game: Zac Seljaas vs. Creighton, 03/22/2016 – 833 (5-6)
 In a Season Opener: Shane Knight vs. Oklahoma State, 11/23/1994 – 667 (4-6)
 In a Conference Opener: Terrell Lyday vs. San Diego State, 1/13/2001 – 833 (5-6)

CONSECUTIVE 3-POINT FIELD GOALS MADE

Rk	Name vs. Opponent, Date	3FG
1	Chase Fischer (Jr.) vs. Champlain, 11/25/2014	8
2	Nathan Call (Jr.) vs. Utah, 03/02/1991	6
	Jonathan Tavernani (Fr.) vs. TCU, 01/10/2007	6
	Brook Zylstra (Jr.) vs. San Francisco, 01/07/2012	6

FREE THROWS MADE

Rk	Name vs. Opponent, Date	FT
1	Jimmer Fredette (Jr.) vs. TCU, 03/11/2010	23
2	TJ Haws (Jr.) at Pepperdine, 01/17/2019	18
3	Kresimir Cosic (Jr.) vs. Cincinnati, 12/18/1971	16
	Mekeli Wesley (Fr.) at UTEP, 02/28/1998	16
	Jimmer Fredette (Sr.) at Colorado State, 01/22/2011	16
	Jimmer Fredette (Sr.) vs. UNLV, 02/05/2011	16
7	John Benson (Sr.) vs. Montana, 01/04/1957	15
	Roy Thacker (So.) vs. Montana, 01/04/1957	15
	Doug Howard (Jr.) vs. Utah, 02/09/1969	15
	Steve Trumbo (Sr.) at Cal State Fullerton, 11/28/1981	15
	Devon Durrant (Jr.) vs. Hawaii, 01/15/1983	15
	Russell Larson (Jr.) vs. San Diego State, 02/10/1994	15
	Brandon Davies (Jr.) at Pepperdine, 01/21/2012	15

Active, Game: TJ Haws at Pepperdine, 01/17/2019 – 18
 In a Season Opener: Kresimir Cosic vs. Kansas State, 12/03/1971 – 14
 In a Conference Opener: Gary Dahllman at Arizona State, 01/11/1963 – 14

FREE THROWS ATTEMPTED

Rk	Name vs. Opponent, Date	FTA
1	Jimmer Fredette (Jr.) vs. TCU, 03/11/2010	24
2	TJ Haws (Jr.) at Pepperdine, 01/17/2019	22
3	John Nicoll (Jr.) at Utah, 01/24/1958	20
	Gary Dahllman (So.) at Arizona State, 01/11/1963	20
5	Timo Saarelainen (Sr.) vs. Hawaii, 02/02/1985	19
	Eric Mika (So.) vs. Portland, 02/04/2017	19
7	Bob Skousen (Sr.) at Ohio State, 01/01/1959	18
	Kenneth Roberts (Sr.) vs. Air Force, 01/08/1996	18
	Mekeli Wesley (Fr.) at UTEP, 02/28/1998	18
	Mekeli Wesley (Jr.) vs. Arizona State, 12/07/1999	18
	Brandon Davies (Jr.) at Pepperdine, 01/21/2012	18

Active, Game: TJ Haws at Pepperdine, 01/17/2019 – 22
 In a Season Opener: Kresimir Cosic vs. Kansas State, 12/03/1971 – 16
 Bernie Fryer vs. Stanford, 12/4/1970 – 16
 In a Conference Opener: Gary Dahllman at Arizona State, 01/11/1963 – 20

FREE THROWS MADE, NO MISSES

Rk	Name vs. Opponent, Date	FT
1	Jimmer Fredette (Sr.) vs. UNLV, 02/05/2011	16
2	Andy Tootson (Sr.) vs. California, 02/14/1989	14
	Tyler Haws (So.) at Loyola Marymount, 03/02/2013	14
	Tyler Haws (Jr.) vs. San Francisco, 03/10/2014	14
	Chase Fischer (Sr.) vs. Pacific, 02/06/2016	14
6	Doug Howard (Sr.) vs. Arizona, 02/14/1970	13
	Vernie Thompson (Sr.) at Wyoming, 02/10/1977	13
	Devon Durrant (Jr.) vs. Saint Joseph's, 12/29/1982	13
	Marty Haws (Sr.) vs. Hawaii, 02/03/1990	13
	Russell Larson (Jr.) vs. Fresno State, 01/13/1994	13
	Kenneth Roberts (Jr.) vs. Southern Utah, 12/09/1994	13

Active, Game: TJ Haws at Loyola Marymount, 02/16/2019 – 9
 In a Season Opener: Brian Taylor at Oklahoma, 11/21/1986 – 10
 In a Conference Opener: Ron Sellsaez vs. Utah, 01/10/1998 – 11

REBOUNDS

Rk	Name vs. Opponent, Date	Reb
1	Scott Warner (Sr.) at Texas Tech, 12/18/1969	27
2	John Benson (Sr.) vs. Washington, 12/01/1956	26
3	Mel Hutchins (Sr.) at Denver, 01/05/1951	25
	John Benson (Jr.) vs. Utah State, 02/09/56	25
	Bruce Burton (Jr.) vs. Denver, 02/02/1962	25
	John Fairchild (Jr.) vs. Michigan State, 12/23/1963	25
7	Mel Hutchins (Sr.) at Utah, 02/16/1951	23
	Nick Mateljan (Jr.) at Duke, 12/29/53	23
	Kresimir Cosic (So.) vs. UCLA, 03/18/1971	23
	Mark Handy (So.) at Wyoming, 03/07/1975	23
	Alan Taylor (Sr.) vs. San Diego State, 03/01/1980	23
	Steve Trumbo (Sr.) vs. Air Force, 01/21/1982	23

Active, Game: Yoeli Childs at San Francisco, 02/11/2017 – 17
 In a Season Opener: Kyle Davis vs. Utah Valley, 11/13/2015 – 20
 In a Conference Opener: Paul Ruffner at Utah, 01/03/1979 – 17
 Kresimir Cosic vs. Arizona State, 01/07/1972 – 17
 Tim Eakins vs. Arizona, 01/12/1968 – 17

OFFENSIVE REBOUNDS

Rk	Name vs. Opponent, Date	OReb
1	Steve Schreiner (Sr.) vs. New Mexico, 01/12/1991	9
	Jared Miller (Sr.) vs. New Mexico, 03/12/1993	9
	Kenneth Roberts (So.) vs. Fresno State, 01/13/1994	9
	Ron Sellsaez (Jr.) at Colorado State, 02/12/1998	9
	Eric Mika (So.) vs. Princeton, 11/14/2016	9
6	Mark Handy (So.) at Utah, 01/18/1975	8
	Fred Roberts (Fr.) at UTEP, 02/10/1979	8
	Brett Applegate (Sr.) at UCLA, 12/28/1983	8
	Gary Trost (Jr.) at Air Force, 02/13/1992	8
	Kenneth Roberts (Sr.) vs. Weber State, 12/12/1995	8
	Rafael Araujo (Jr.) at San Francisco, 12/23/2002	8
	Trent Plaisted (Jr.) vs. TCU, 01/25/2006	8
	Lee Cumard (So.) at UNLV, 03/10/2007	8
	Josh Sharp (So.) vs. Loyola Marymount, 01/03/2013	8
	Nate Austin (Jr.) vs. San Francisco, 02/08/2014	8

Active, Game: Yoeli Childs (2x) last at Utah Valley, 11/29/2017 – 6
 In a Season Opener: Russell Larson at Utah State, 11/26/1991 – 7
 In a Conference Opener: Josh Sharp vs. Loyola Marymount, 01/03/2013 – 8

DEFENSIVE REBOUNDS

Rk	Name vs. Opponent, Date	DReb
1	Kyle Davis (Jr.) vs. Utah Valley, 11/13/2015	18
2	Brandon Davies (Jr.) vs. San Diego, 12/31/2011	16
3	Travis Hansen (Jr.) at Pepperdine, 01/05/2002	15
	Elijah Bryant (Jr.) vs. Portland, 12/28/2017	15
5	Jeff Chatman (Sr.) vs. UTEP, 03/05/1988	14
	Russell Larson (Jr.) at Air Force, 02/17/1994	14
	Trent Plaisted (Jr.) vs. North Carolina, 11/24/2007	14
	Trent Plaisted (Jr.) vs. Pepperdine, 12/15/2007	14
	Eric Mika (So.) at San Diego, 01/14/2017	14
10	Russell Larson (Jr.) at San Diego State, 01/20/1994	13
	Yoeli Childs (Jr.) at San Francisco, 02/11/2017	13
	Yoeli Childs (So.) vs. Portland, 12/28/2017	13
	Yoeli Childs (Jr.) vs. Oral Roberts, 11/15/2018	13

ASSISTS

Rk	Name vs. Opponent, Date	Ast
1	Mike May (Jr.) vs. Niagara, 12/11/1976	16
	Kyle Collinsworth (Sr.) vs. Portland, 02/25/2016	16
3	Matt Montague (Sr.) vs. Idaho, 12/15/2001	15
	Matt Montague (Sr.) vs. Wyoming, 02/02/2002	15
	Kyle Collinsworth (Sr.) at Loyola Marymount, 01/21/2016	15
6	Randy Reid (Fr.) at Texas Tech, 12/22/1995	14
	Danny Ainge (Fr.) vs. Long Beach State, 11/28/1977	13
	Scott Sinek (Fr.) vs. Utah State, 12/26/1981	13
	Nathan Call (Sr.) vs. New Mexico, 01/30/1992	13
10	Kresimir Cosic (Sr.) vs. Niagara, 01/17/1973	12
	Mike May (Jr.) vs. Utah State, 01/08/1977	12
	Danny Ainge (Fr.) vs. Utah State, 01/07/1978	12
	Nathan Call (Sr.) vs. Utah State, 12/13/1991	12
	Nathan Call (Sr.) vs. Michigan, 12/28/1991	12
	Matt Montague (Sr.) vs. UC Irvine, 03/16/2002	12
	Kyle Collinsworth (Sr.) vs. UAB, 03/16/2016	12

Active, Game: TJ Haws (5x) last at Gonzaga, 02/23/2019 – 8
 In a Season Opener: Matt Carlino vs. Tennessee State, 11/09/2012 – 10
 Mike May vs. Idaho State, 11/26/1976 – 10
 In a Conference Opener: Kyle Collinsworth vs. Gonzaga, 12/27/2014 – 10

MINUTES PLAYED

Rk	Name vs. Opponent, Date	Min
1	Devon Durrant (Jr.) vs. Utah, 03/05/1983	55
	Brett Applegate (Jr.) vs. Utah, 03/05/1983	55
	Marty Perry (Sr.) vs. Utah, 03/02/1985	55
4	Timo Saarelainen (Sr.) at UTEP, 02/09/1985	52
	Alan Pollard (Fr.) vs. Utah, 03/02/1985	52
	Nate Austin (Jr.) at Portland, 01/23/2014	52
7	Devon Durrant (So.) vs. La Salle, 12/15/1979	50
	Devon Durrant (Sr.) vs. Utah, 01/14/1984	50
	Devon Durrant (Sr.) vs. Hawaii, 02/14/1984	50
	Tyler Haws (Jr.) at Portland, 01/23/2014	50

BLOCKS

Rk	Name vs. Opponent, Date	Blk
1	Shawn Bradley (Fr.) vs. Eastern Kentucky, 12/07/1990	14
2	Shawn Bradley (Fr.) vs. Virginia, 03/14/1991	10
3	Alan Taylor (Sr.) at New Mexico, 01/03/1980	9
	Shawn Bradley (Fr.) at Wyoming, 01/19/1991	9
	Shawn Bradley (Fr.) vs. Tulsa, 02/23/1990	9
6	Greg Kite (Sr.) vs. New Mexico, 01/29/1983	8
	Greg Kite (Sr.) vs. La Salle, 12/21/1983	7
	Shawn Bradley (Fr.) vs. Utah State, 11/24/1990	7
	Shawn Bradley (Fr.) vs. Arizona State, 12/12/1990	7
	Shawn Bradley (Fr.) vs. South Carolina, 12/27/1990	7
	Shawn Bradley (Fr.) at Colorado State, 01/17/1991	7

Active, Game: Yoeli Childs (2x) last vs. Loyola Marymount, 01/18/2018 – 5
 Gavin Baxter vs. San Francisco, 02/21/2019 – 5
 In a Season Opener: Shawn Bradley vs. East Tennessee State, 11/4/1990 – 5
 Alan Taylor vs. Illinois, 11/30/1979 – 5
 In a Conference Opener: Alan Taylor at New Mexico, 01/03/1980 – 9

STEALS

Rk	Name vs. Opponent, Date	Stl
1	Mark Bigelow (Fr.) vs. Arizona, 11/28/1998	9
2	Brandon Davies (Jr.) at Portland, 02/04/2012	8
3	Matt Carlino (Jr.) at Portland, 01/19/2011	7
4	Marty Perry (Jr.) vs. Oregon, 12/21/1983	6
	Andy Tootson (Sr.) at Miami, 02/04/1989	6
	Scott Sinek (Sr.) vs. Washington, 12/22/1984	6
	Brent Stephenson (Jr.) at Hawaii, 02/08/1986	6
	Marty Haws (Sr.) at Utah State, 11/30/1989	6
	Nathan Call (Jr.) vs. Utah State, 11/24/1990	6
	Robbie Reid (So.) vs. Nevada, 12/03/1994	6
	Terrell Lyday (Jr.) at UC Santa Barbara, 12/29/1999	6
	Terrell Lyday (Jr.) at UNLV, 01/10/2007	6
	Jackson Emery (So.) vs. Air Force, 03/07/2009	6
	Jackson Emery (Jr.) vs. Utah, 01/30/2010	6
	Jackson Emery (Sr.) vs. Utah, 12/23/2010	6
	Jackson Emery (Sr.) vs. Utah, 02/12/2011	6
	Brandon Davies (Jr.) at Gonzaga, 02/23/2012	6
	Anson Winder (Jr.) vs. Loyola Marymount, 03/08/2014	6
	Kyle Collinsworth (Jr.) vs. Purdue, 11/26/14	6

Active, Game: Zac Seljaas vs. Utah, 12/08/2018 – 5
 Yoeli Childs vs. Utah State, 12/05/2018 – 5
 In a Season Opener: Brian Hamilton at San Diego State, 11/4/1997 – 5
 In a Conference Opener: Terrell Lyday at UNLV, 01/10/2000 – 6

INDIVIDUAL GAME RECORDS

POINTS-TO-FIELD GOAL ATTEMPTS RATIO (MINIMUM 20 POINTS)

Rk	Name vs. Opponent, Date	Pts	FGA	Ratio
1	Robbie Reid (Fr.) vs. Nicholls State, 12/10/1993 (5-6 FG, 4-4 3FG, 9-12 FT)	23	6	3.83:1
2	Fred Roberts (Sr.) vs. Western Carolina, 12/12/1981 (6-7 FG, 0-0 3FG, 12-14 FT)	24	7	3.43:1
3	Alan Taylor (Jr.) vs. New Mexico, 01/13/1979 (6-6 FG, 0-0 3FG, 8-9 FT)	20	6	3.33:1
	Silester Rivers (Jr.) at UC Irvine, 12/22/1998 (5-6 FG, 0-0 3FG, 10-13 FT)	20	6	3.33:1
5	TJ Haws (Jr.) vs. San Diego, 03/02/2019 (6-8 FG, 3-4 3FG, 11-12 FT)	26	8	3.25:1
6	Kenneth Roberts (Sr.) at UTEP, 01/27/1996 (6-7 FG, 1-1 3FG, 9-10 FT)	22	7	3.14:1
	Elijah Bryant (Jr.) vs. Niagara, 11/21/2017 (3-7 FG, 3-4 3FG, 13-14 FT)	22	7	3.14:1
8	Bernie Fryer (Jr.) at Utah State, 03/13/1971 (6-8 FG, 0-0 3FG, 13-15 FT)	25	8	3.13:1
9	Elijah Bryant (Jr.) vs. Pacific, 01/27/2018 (8-9 FG, 4-4 3FG, 8-9 FT)	28	9	3.11:1

POINTS-TO-FIELD GOAL ATTEMPTS RATIO (MINIMUM 30 POINTS)

Rk	Name vs. Opponent, Date	Pts	FGA	Ratio
1	Nathan Call (Sr.) at Tulsa, 12/05/1991 (9-10 FG, 5-6 3FG, 7-9 FT)	30	10	3.00:1
	Russell Larson (Sr.) vs. San Diego State, 02/10/1994 (7-10 FG, 1-1 3FG, 15-17 FT)	10	3.00:1	
3	Devin Durrant (Sr.) vs. Saint Mary's, 12/10/1983 (11-12 FG, 0-0 3FG, 13-16 FT)	12	2.92:1	
4	Kresimir Cosic (Jr.) vs. Kansas State, 12/03/1971 (8-11 FG, 0-0 3FG, 14-16 FT)	11	2.73:1	
5	Andy Toolson (Jr.) vs. California, 02/14/1989 (7-12 FG, 4-7 3FG, 14-14 FT)	32	12	2.67:1
6	Mekeli Wesley (Sr.) vs. New Mexico, 03/10/2001 (11-12 FG, 1-2 3FG, 7-8 FT)	12	2.50:1	
7	Russell Larson (Sr.) vs. Air Force, 02/25/1995 (10-14 FG, 2-2 3FG, 12-14 FT)	34	14	2.43:1
	TJ Haws (Jr.) at Pepperdine, 01/17/2019 (7-14 FG, 2-7 3FG, 18-22 FT)	34	14	2.43:1
9	Rafael Araujo (Sr.) at Boise State, 12/02/2003 (10-13 FG, 0-0 3FG, 11-14 FT)	31	13	2.38:1

*Nick Emery had a 2.47:1 ratio at San Francisco (02/11/2016). His statistics from 2015-17 were vacated by the NCAA Committee on Infractions.

POINTS-TO-FIELD GOAL ATTEMPTS RATIO (MINIMUM 40 POINTS)

Rk	Name vs. Opponent, Date	Pts	FGA	Ratio
1	Jimmer Fredette (Jr.) at Arizona, 12/28/2009 (16-23 FG, 9-13 3FG, 8-9 FT)	49	23	2.13:1
2	Danny Ainge (So.) vs. Oral Roberts, 12/23/1978 (15-19 FG, 0-0 3FG, 10-12 FT)	40	19	2.11:1
	Marty Haws (Sr.) vs. Siena, 11/24/1989 (16-19 FG, 1-2 3FG, 7-7 FT)	40	19	2.11:1
4	Jimmer Fredette (Jr.) vs. TCU, 03/11/2010 (10-23 FG, 2-10 3FG, 23-24 FT)	45	23	1.96:1
5	Chase Fischer (Sr.) vs. New Mexico, 12/23/2015 (11-21 FG, 9-14 3FG, 8-9 FT)	41	21	1.95:1
6	Jimmer Fredette (Sr.) vs. San Diego State, 01/26/2011 (14-24 FG, 5-8 3FG, 10-11 FT)	24	17.9:1	
7	Jimmer Fredette (Sr.) at Colorado State, 01/22/2011 (15-23 FG, 0-0 3FG, 16-17 FT)	42	24	1.75:1
8	John Fairchild (Sr.) vs. Arizona, 02/26/1965 (15-23 FG, 0-0 3FG, 10-12 FT)	40	23	1.74:1
9	Tyler Haws (So.) vs. Virginia Tech, 12/29/2012 (14-25 FG, 6-8 3FG, 8-9 FT)	42	25	1.68:1
10	Jimmer Fredette (Sr.) at Utah, 01/11/2011 (16-28 FG, 6-9 3FG, 9-9 FT)	47	28	1.68:1

HIGHEST POINTS AVAILABLE PERCENTAGE (MINIMUM 20 POINTS)

Rk	Name vs. Opponent, Date	Pts	PA	PAP
1	Kresimir Cosic (So.) vs. Arizona, 02/26/1971 (12-12 FG, 0-0 3FG, 4-4 FT)	28	28	1.000
	Jeff Chatman (Sr.) vs. Fordham, 12/07/1985 (9-9 FG, 0-0 3FG, 3-3 FT)	21	21	1.000
	Tyler Haws (Fr.) vs. Nevada, 12/22/2009 (7-7 FG, 0-0 3FG, 6-6 FT)	20	20	1.000
	Brook Zylstra (Jr.) vs. San Francisco, 01/07/2012 (10-11 FG, 0-0 3FG, 0-0 FT)	22	22	1.000
5	Alan Taylor (Jr.) vs. New Mexico, 01/13/1979 (6-6 FG, 0-0 3FG, 8-9 FT)	20	21	.952
6	Doug Richard (So.) vs. Long Beach State, 03/11/1972 (9-10 FG, 0-0 3FG, 6-6 FT)	26	9.23	
7	Jay Cheesman (So.) vs. Northeast Louisiana, 01/04/1975 (22-24 FT)	24	9.17	
	Scott Runia (So.) vs. Wyoming, 02/11/1978 (11-12 FG, 0-0 3FG, 0-0 FT)	22	24	.917
	Alan Taylor (Jr.) at Baylor, 12/01/1978 (8-8 FG, 0-0 3FG, 6-8 FT)	22	24	.917
10	Michael Smith (Sr.) vs. UT Arlington, 12/09/1988 (7-8 FG, 1-1 3FG, 5-5 FT)	22	22	.909
	Jared Jensen (Sr.) at New Mexico, 02/19/2005 (9-10 FG, 0-0 3FG, 2-2 FT)	20	22	.909

HIGHEST POINTS AVAILABLE PERCENTAGE (MINIMUM 30 POINTS)

Rk	Name vs. Opponent, Date	Pts	PA	PAP
1	Mekeli Wesley (Sr.) vs. New Mexico, 03/10/2001 (11-12 FG, 1-2 3FG, 7-8 FT)	30	34	.882
	Lee Cummand (Sr.) at Weber State, 12/03/2008 (12-13 FG, 3-4 3FG, 3-4 FT)	30	34	.882
3	Devin Durrant (Sr.) vs. Saint Mary's, 12/10/1983 (11-12 FG, 0-0 3FG, 13-16 FT)	35	40	.875
4	Nathan Call (Sr.) at Tulsa, 12/05/1991 (9-10 FG, 5-6 3FG, 7-9 FT)	30	35	.857
	Russell Larson (Sr.) vs. Nicholls State, 12/10/1993 (13-16 FG, 0-0 3FG, 10-14 FT)	42	85.7	
6	Marty Haws (Sr.) vs. Siena, 11/24/1989 (16-19 FG, 1-2 3FG, 7-7 FT)	40	47	.851
7	Steve Kramer (Sr.) at Santa Clara, 12/17/1965 (13-16 FG, 0-0 3FG, 5-7 FT)	33	39	.846
8	Devin Durrant (Sr.) at Colorado State, 02/21/1980 (13-15 FG, 0-0 3FG, 7-7 FT)	31	37	.838
9	Lee Cummand (Sr.) vs. Long Beach State, 11/14/2008 (13-16 FG, 3-4 3FG, 7-7 FT)	43	83.7	
10	Jeff Chatman (Sr.) vs. Chicago State, 12/12/1987 (11-16 FG, 0-0 3FG, 4-4 FT)	30	36	.833
	Kenneth Roberts (So.) vs. Hawaii, 03/12/1994 (12-14 FG, 0-0 3FG, 6-8 FT)	30	36	.833

HIGHEST POINTS AVAILABLE PERCENTAGE (MINIMUM 40 POINTS)

Rk	Name vs. Opponent, Date	Pts	PA	PAP
1	Marty Haws (Sr.) vs. Siena, 11/24/1989 (16-19 FG, 1-2 3FG, 7-7 FT)	40	47	.851
2	Danny Ainge (So.) vs. Oral Roberts, 12/23/1978 (15-19 FG, 0-0 3FG, 10-12 FT)	40	50	.800
3	Jimmer Fredette (Jr.) at Arizona, 12/28/2009 (16-23 FG, 9-13 3FG, 8-9 FT)	49	68	.721
4	John Fairchild (Sr.) vs. Arizona, 02/26/1965 (15-23 FG, 0-0 3FG, 10-12 FT)	40	58	.690
5	Dick Nemelka (Sr.) vs. St. Bonaventure, 12/29/1965 (12-26 FG, 0-0 3FG, 6-8 FT)	40	60	.667
6	Jimmer Fredette (Sr.) vs. San Diego State, 01/26/2011 (14-24 FG, 5-8 3FG, 10-11 FT)	43	67	.642
7	Timo Saarelainen (Sr.) at New Mexico, 02/07/1985 (16-26 FG, 0-0 3FG, 9-12 FT)	41	64	.641
8	Jimmer Fredette (Sr.) at Utah, 01/11/2011 (16-28 FG, 6-9 3FG, 9-9 FT)	47	74	.635
9	Chase Fischer (Sr.) vs. New Mexico, 12/23/2015 (12-21 FG, 9-14 3FG, 8-9 FT)	41	65	.631
10	Tyler Haws (Sr.) vs. Virginia Tech, 12/29/2012 (14-25 FG, 6-8 3FG, 8-9 FT)	42	67	.627

30-POINT GAMES

Name, Year, Opponent, Date	FG-FGA	3FG-3FGA	FT-FTA	Pts
Jimmer Fredette (Sr.) vs. New Mexico, 03/11/2011	22-37	7-14	1-1	52
Jimmer Fredette (Jr.) at Arizona, 12/28/2009	16-23	9-13	8-9	49
Tyler Haws (Jr.) at Portland, 01/23/2014	17-34	4-8	10-13	48
Bob Skousen (Jr.) vs. UCLA, 12/02/1961	19-NA	NA	9-11	47
Jimmer Fredette (Sr.) at Utah, 01/11/2011	16-28	6-9	9-9	47
Jimmer Fredette (Jr.) vs. TCU, 03/11/2010	10-23	2-10	23-24	45
Dave Eastus (Jr.) vs. New Mexico, 02/05/1960	21-34	0-0	2-3	44
Jimmer Fredette (Sr.) vs. San Diego State, 01/26/2011	14-24	5-8	10-11	43
Jimmer Fredette (Sr.) at Colorado State, 01/22/2011	11-24	4-9	16-17	42
Tyler Haws (Sr.) vs. Virginia Tech, 12/29/2012	14-25	6-8	8-9	42
Timo Saarelainen (Sr.) at New Mexico, 02/07/1985	16-26	0-0	9-12	41
Chase Fischer (Sr.) vs. New Mexico, 12/23/2015	12-21	9-14	8-9	41
John Fairchild (Sr.) vs. Arizona, 02/26/1965	15-23	0-0	10-12	40
Dick Nemelka (Sr.) vs. St. Bonaventure, 12/29/1965	17-26	0-0	6-8	40
Danny Ainge (So.) vs. Oral Roberts, 12/23/1978	15-19	0-0	10-12	40
Marty Haws (Sr.) vs. Siena, 11/24/1989	16-19	1-2	7-7	40
14-NA NA	NA	NA	11-18	39
Dick Nemelka (Sr.) vs. Houston, 12/04/1965	18-23	0-0	3-3	39
Danny Ainge (Sr.) vs. Utah State, 12/27/1980	15-21	0-0	9-11	39
Michael Smith (Jr.) vs. Utah State, 12/19/1987	13-21	2-2	11-13	39
Michael Smith (Jr.) vs. La Salle, 12/29/1987	17-24	3-5	2-2	39
Jimmer Fredette (Sr.) at UNLV, 01/05/2011	12-25	7-13	8-10	39
Elijah Bryant (Jr.) at Portland, 02/23/2017	10-17	7-12	12-12	39
Dick Nemelka (Sr.) vs. Cornell, 12/30/1965	17-26	0-0	4-5	38
Devin Durrant (Sr.) at Hawaii, 01/19/1984	14-26	0-0	10-12	38
Jimmer Fredette (Sr.) vs. Wyoming, 03/05/2011	12-24	4-9	10-12	38
Tyler Haws (Jr.) vs. Pacific, 02/07/2014	12-20	4-5	10-11	38
Joe Nelson (So.) vs. Denver, 01/16/1948	NA	NA	NA	37
Paul Ruffner (Sr.) vs. Georgia, 12/29/1969	14-29	0-0	9-14	37
Danny Ainge (Sr.) vs. San Diego State, 01/08/1981	16-33	0-0	5-9	37
Danny Ainge (Sr.) vs. UCLA, 03/14/1981	14-22	0-0	9-10	37
Marty Haws (Sr.) at Hawaii, 01/04/1990	13-21	0-1	11-13	37
Steve Schreiner (Sr.) vs. Hawaii, 02/09/1991	16-21	0-0	5-8	37
Jimmer Fredette (Jr.) vs. Florida, 03/18/2010	13-26	3-8	8-10	37
Tyler Haws (So.) vs. Washington, 03/19/2013	15-24	1-3	6-6	37
Terry Tebbs (Sr.) vs. Toledo, 12/27/1955	NA	NA	NA	36
Paul Ruffner (Sr.) vs. San Jose State, 12/13/1969	14-21	0-0	8-13	36
Kresimir Cosic (Sr.) vs. Arizona, 01/25/1973	13-25	0-0	10-11	36
Doug Richards (Sr.) vs. Idaho State, 12/01/1973	14-24	0-0	8-8	36
Danny Ainge (Fr.) at Idaho State, 12/03/1977	14-23	0-0	8-9	36


Name, Year, Opponent, Date	FG-FGA	3FG-3FGA	FT-FTA	Pts	Devin
Durrant (Sr.) at UCLA, 12/28/1983	14-23	0-0	8-10	36	
Devin Durrant (Sr.) vs. Wyoming, 01/26/1984	12-17	0-0	12-12	36	
Devin Durrant (Sr.) at UTEP, 02/04/1984	11-22	0-0	14-17	36	
Russell Larson (Jr.) vs. Nicholls State, 12/10/1993	13-16	0-0	10-10	36	
Lee Cummand (Sr.) vs. Long Beach State, 11/14/2008	13-16	3-4	7-7	36	
Jimmer Fredette (Jr.) vs. Utah, 01/30/2010	11-23	4-5	10-12	36	
Jimmer Fredette (Jr.) at Colorado State, 02/17/2010	12-22	6-10	6-7	36	
Bob Quinn (Jr.) vs. Michigan State, 12/23/1963	17-30	0-0	1-1	35	
Dick Nemelka (Sr.) vs. Illinois, 12/03/1965	16-25	0-0	3-4	35	
Craig Raymond (Sr.) vs. Utah State, 01/06/1967	17-27	0-0	1-4	35	
Kresimir Cosic (Jr.) at Utah State, 12/22/1971	13-22	0-0	9-10	35	
Danny Ainge (Sr.) vs. Utah, 03/07/1981	14-25	0-0	7-7	35	
Devin Durrant (Sr.) vs. Hofstra, 11/30/1983	16-20	0-0	3-3	35	
Devin Durrant (Sr.) vs. Saint Mary's, 12/10/1983	11-12	0-0	13-16	35	
Devin Durrant (Sr.) vs. Weber State, 01/07/1984	13-19	0-0	9-10	35	
Devin Durrant (Sr.) vs. UTEP, 03/01/1984	13-19	0-0	9-10	35	
Timo Saarelainen (Sr.) vs. La Salle, 11/30/1984	17-24	0-0	1-4	35	
Michael Smith (Sr.) vs. San Diego State, 01/12/1989	13-22	2-4	7-9	35	
Russell Larson (Jr.) vs. Wyoming, 01/27/1994	12-20	1-1	10-10	35	
Terrell Lyday (Jr.) at Utah State, 01/08/2000	11-17	6-9	7-8	35	
Tyler Haws (Jr.) vs. Pepperdine, 01/09/2014	11-23	4-6	9-9	35	
Tyler Haws (Sr.) at Utah State, 12/02/2014	10-19	3-8	12-13	35	
TJ Haws (Jr.) at San Diego, 02/14/19	11-18	3-5	10-11	35	
John Nicoll (Jr.) vs. New Mexico, 02/07/1958	NA	NA	NA	34	
John Nicoll (Jr.) vs. Utah State, 02/15/1958	NA	NA	NA	34	
Bruce Burton (Sr.) at La Salle, 12/26/1962	15-27	0-0	4-5	34	
Gary Dahlman (So.) at Arizona State, 01/11/1963	10-19	0-0	14-20	34	
John Fairchild (Jr.) vs. Wyoming, 01/11/1964	14-30	0-0	6-8	34	
John Fairchild (Jr.) vs. Arizona State, 02/28/1964	13-22	0-0	8-9	34	
Dick Nemelka (Sr.) vs. Utah, 02/05/1966	14-24	0-0	6-9	34	
Kan Limco (Sr.) vs. Saint Francis, 02/01/1969	13-23	0-0	8-10	34	
Jay Cheesman (Sr.) at New Mexico, 02/25/1977	10-17	0-0	14-15	34	
Devin Durrant (Sr.) vs. Utah, 01/14/1984	13-24	0-0	8-9	34	
Devin Durrant (Sr.) vs. New Mexico, 03/03/1984	14-19	0-0	6-8	34	
Michael Smith (So.) vs. Pittsburgh, 12/23/1986	12-17	3-3	7-9	34	
Michael Smith (So.) at New Mexico, 01/10/1987	15-27	2-4	2-2	34	
Michael Smith (So.) vs. UTEP, 02/07/1987	15-26	0-0	4-4	34	
Russell Larson (Sr.) vs. Air Force, 02/25/1995	10-14	2-2	12-14	34	
Kenneth Roberts (Jr.) at Utah, 03/04/1995	11-15	2-2	10-10	34	
Mekeli Wesley (Jr.) vs. Wyoming, 01/20/2000	10-19	3-7	11-14	34	

30-POINT GAMES

Name, Year, Opponent, Date	FG-FGA	3FG-3FGA	FT-FTA	Pts
Keena Young (Sr.) at UNLV, 03/10/2007	13-18	0-0	8-11	34
Jimmer Fredette (Sr.) at Buffalo, 12/30/2010	11-24	4-12	8-10	34
Jimmer Fredette (Sr.) vs. Colorado State, 02/23/2011	9-26	2-8	14-16	34
Jimmer Fredette (Sr.) vs. Gonzaga, 03/19/2011	11-23	7-12	5-5	34
TJ Haws (Jr.) at Pepperdine, 01/17/2019	7-14	2-7	18-22	34
John Fairchild (Jr.) vs. Utah State, 01/31/1964	13-21	0-0	7-9	33
Steve Kramer (Fr.) at Santa Clara, 12/17/1965	13-16	0-0	7-7	33
Dick Nemelka (Sr.) at Santa Clara, 12/18/1965	12-21	0-0	11-11	33
Jeff Condon (Sr.) vs. Utah, 03/05/1966	11-24	0-0	11-12	33
Paul Ruffner (Sr.) at Utah, 01/03/1970	11-22	0-0	11-17	33
Kresimir Cosic (Jr.) vs. New Mexico State, 12/09/1971	13-25	0-0	7-7	33
Jay Cheesman (Jr.) vs. Arizona State, 02/13/1976	16-25	0-0	1-2	33
Danny Ainge (Sr.) vs. Arizona State, 01/21/1978	11-21	0-0	11-11	33
Fred Roberts (Jr.) vs. North Texas State, 12/12/1980	12-20	0-0	9-11	33
Devin Durrant (Jr.) vs. Hawaii, 01/15/1983	9-16	0-0	15-16	33
Devin Durrant (Sr.) at Kentucky, 12/17/1983	13-24	0-0	7-10	33
Devin Durrant (Sr.) at San Diego State, 01/21/1984	12-23	0-0	9-14	33
Devin Durrant (Sr.) vs. Hawaii, 02/14/1984	12-17	0-0	9-13	33
Timo Saarelainen (Sr.) vs. San Diego State, 01/31/1985	16-29	0-0	1-3	33
Michael Smith (Sr.) vs. UCLA, 12/03/1988	14-26	3-7	2-2	33
Michael Smith (Sr.) at Air Force, 01/19/1989	11-19	2-2	9-10	33
Michael Smith (Sr.) vs. Hawaii, 03/10/1989	12-23	0-1	9-9	33
Andy Toolson (Sr.) at Penn State, 12/02/1989	13-27	3-8	4-4	33
Mark Bigelow (Fr.) at Washington State, 12/08/1998	11-20	3-4	8-10	33
Jimmer Fredette (Sr.) vs. Nevada, 12/22/2009	11-16	2-5	9-9	33
Jimmer Fredette (Jr.) at San Diego State, 01/23/2010	11-19	5-8	6-6	33
Jimmer Fredette (Sr.) vs. Arizona, 12/11/2010	11-22	3-6	8-9	33
Jimmer Fredette (Sr.) vs. New Mexico, 03/02/2011	10-26	1-9	12-12	33
Brandon Davy (Sr.) at Weber State, 12/15/2012	14-17	0-0	5-6	33
Tyler Haws (Jr.) vs. Saint Mary's, 02/01/2014	10-17	2-4	11-12	33
Tyler Haws (Sr.) vs. Ole Miss, 03/17/2015	13-23	5-9	2-3	33
Yoeli Childs (So.) vs. Saint Mary's, 03/05/18	13-18	3-3	4-4	33
Tyler Haws (Sr.) vs. Denver, 02/04/1956	NA	NA	NA	32
Bob Skousen (So.) vs. Santa Clara, 12/20/1958	NA	NA	NA	32
Dave Eastis (Sr.) vs. Utah, 01/20/1961	12-16	0-0	8-11	32
Gary Earnest (Sr.) vs. Denver, 03/03/1961	11-19	0-0	10-11	32
John Fairchild (Sr.) at Wyoming, 02/11/1965	11-19	0-0	10-14	32
Kalevi Sarkkilahti (Sr.) at Cal State Fullerton, 12/22/1972	11-14	0-0	10-17	32
Kresimir Cosic (Sr.) at Colorado State, 02/10/1973	16-23	0-0	0-0	32
Doug Richards (Sr.) at Utah, 01/12/1974	12-18	0-0	8-8	32
Danny Ainge (Jr.) vs. Charlotte, 12/29/1979	14-21	0-0	4-4	32
Brett Applegate (Sr.) vs. Utah, 01/14/1984	10-15	0-0	12-16	32
Michael Smith (So.) vs. Michigan State, 12/29/1986	14-23	1-2	3-4	32
Andy Toolson (Jr.) vs. California, 02/14/1989	7-12	4-7	14-14	32
Michael Smith (Sr.) vs. New Mexico, 02/18/1989	12-23	0-2	8-8	32
Andy Toolson (Sr.) vs. Eastern Washington, 11/25/1989	10-14	5-6	7-9	32
Kenneth Roberts (Sr.) vs. Wyoming, 01/18/1996	12-18	1-3	7-8	32
Byron Ruffner (Jr.) vs. Hawaii, 02/17/1996	10-20	4-7	8-10	32
Terrell Lyday (Sr.) vs. Wyoming, 03/09/2001	8-15	3-3	13-14	32
Rafael Araujo (Sr.) vs. Oklahoma State, 12/06/2003	10-15	0-0	12-16	32
Jimmer Fredette (Sr.) vs. South Florida, 11/26/2010	10-25	4-8	8-8	32
Jimmer Fredette (Sr.) at New Mexico, 01/29/2011	12-26	6-9	2-5	32
Jimmer Fredette (Sr.) vs. Wofford, 03/17/2011	10-25	2-9	10-12	32
Jimmer Fredette (Sr.) vs. Florida, 03/24/2011	11-29	3-15	7-7	32
Tyler Haws (So.) vs. Cal State Northridge, 11/24/2012	9-17	2-4	12-12	32
Tyler Haws (Jr.) at Oregon, 12/21/2013	13-21	1-4	5-5	32
Tyler Haws (Sr.) vs. Purdue, 11/26/2014	9-19	1-3	13-14	32
Terry Tebbs (Sr.) vs. Detroit, 12/28/1955	NA	NA	NA	31
John Nicoll (Jr.) at Utah State, 01/31/1958	NA	NA	NA	31
Bruce Burton (Sr.) vs. Baylor, 12/21/1962	13-26	0-0	5-7	31
Dick Nemelka (Jr.) at Arizona State, 01/16/1965	12-21	0-0	7-8	31
Kari Liimo (Sr.) vs. Arizona, 02/15/1969	14-18	0-0	3-5	31
Doug Howard (Sr.) vs. Arizona State, 02/12/1970	12-19	0-0	7-9	31
Bernie Fryer (Jr.) vs. Villanova, 12/29/1970	11-20	0-0	9-9	31
Kresimir Cosic (Jr.) vs. Saint Joseph's, 12/04/1971	11-21	0-0	9-14	31
Bernie Fryer (Sr.) vs. Utah State, 01/22/1972	12-22	0-0	7-8	31
Kresimir Cosic (Sr.) vs. Santa Clara, 12/01/1972	11-21	0-0	9-9	31
Kresimir Cosic (Sr.) vs. Oklahoma State, 12/13/1972	12-21	0-0	7-9	31
Jay Cheesman (Sr.) at Utah State, 12/04/1976	10-17	0-0	11-14	31

Name, Year, Opponent, Date	FG-FGA	3FG-3FGA	FT-FTA	Pts
Keith Rice (Jr.) vs. North Carolina, 12/28/1977	14-21	0-0	3-6	31
Devin Durrant (So.) at Colorado State, 02/21/1980	13-15	0-0	5-7	31
Danny Ainge (Sr.) vs. Air Force, 01/24/1981	11-21	0-0	9-11	31
Danny Ainge (Sr.) at Colorado State, 02/28/1981	12-15	0-0	7-9	31
Devin Durrant (Jr.) at Utah, 02/05/1983	9-20	0-0	13-17	31
Devin Durrant (Sr.) vs. San Diego State, 02/16/1984	10-15	0-0	11-12	31
Timo Saarelainen (Sr.) at Utah State, 12/11/1984	13-22	0-0	5-6	31
Timo Saarelainen (Sr.) vs. Wyoming, 01/24/1985	9-17	0-0	13-16	31
Michael Smith (Sr.) vs. New Mexico, 01/05/1989	14-24	3-7	0-0	31
Michael Smith (Sr.) vs. Hawaii, 01/14/1989	12-24	1-4	6-6	31
Jared Miller (Sr.) vs. Arizona State, 12/01/1992	13-16	0-0	5-8	31
Mekeli Wesley (Fr.) vs. Washington, 12/09/1997	10-16	0-4	11-12	31
Ron Sellaize (Sr.) vs. UNLV, 02/21/1998	8-18	2-4	13-17	31
Mekeli Wesley (Fr.) at UTEP, 02/28/1998	7-18	1-1	16-18	31
Mark Bigelow (Jr.) vs. Arizona State, 11/24/2001	9-17	4-8	9-10	31
Rafael Araujo (Jr.) at Air Force, 03/01/2003	13-16	0-0	5-8	31
Rafael Araujo (Jr.) at Boise State, 12/02/2003	10-13	0-0	11-14	31
Tyler Haws (Jr.) at Stanford, 11/11/2013	10-18	2-3	9-13	31
Tyler Haws (Jr.) vs. Loyola Marymount, 01/11/2014	9-19	0-1	13-14	31
Eric Mika (So.) vs. San Francisco, 01/12/2017	12-17	0-0	7-8	31
Yoeli Childs (Jr.) at Weber State, 12/01/18	13-23	2-5	3-7	31
Yoeli Childs (Jr.) vs. Utah State, 12/05/18	11-18	1-4	8-8	31
Yoeli Childs (Jr.) vs. Utah, 12/07/18	13-16	1-3	4-5	31
Joe Nelson (Sr.) vs. UCLA, 03/25/1950	12-25	0-0	6-7	30
Terry Tebbs (Jr.) at Denver, 01/08/1955	10-NA	0-0	10-NA	30
John Nicoll (Sr.) vs. Dartmouth, 01/27/1959	NA	NA	NA	30
Dave Eastis (Jr.) at Wyoming, 02/19/1960	10-16	0-0	10-11	30
Bruce Burton (Sr.) vs. Arizona, 02/15/1963	12-24	0-0	6-7	30
John Fairchild (Sr.) vs. Oregon, 12/04/1964	12-22	0-0	6-8	30
Bob Quinney (Sr.) vs. Creighton, 12/28/1964	12-18	0-0	6-6	30
John Fairchild (Sr.) vs. Utah State, 02/06/1965	11-21	0-0	8-13	30
Dick Nemelka (Sr.) at Wyoming, 01/15/1966	14-28	0-0	2-4	30
Doug Howard (Sr.) vs. New Mexico, 01/29/1970	10-17	0-0	10-11	30
Kresimir Cosic (So.) at Utah State, 03/13/1971	10-19	0-0	10-12	30
Kresimir Cosic (Jr.) vs. Kansas State, 12/03/1971	8-11	0-0	14-16	30
Kresimir Cosic (Sr.) at Arizona, 02/24/1973	11-23	0-0	8-10	30
Fred Roberts (Jr.) at UTEP, 02/10/1979	17-17	0-0	4-4	30
Danny Ainge (Jr.) at San Diego State, 01/24/1980	14-21	0-0	2-3	30
Danny Ainge (Jr.) vs. San Diego State, 03/01/1980	9-20	0-0	12-12	30
Fred Roberts (Jr.) vs. Utah State, 12/27/1980	10-16	0-0	10-11	30
Jeff Chatman (So.) vs. Hawaii, 01/10/1986	12-19	0-0	6-7	30
Bob Capener (Jr.) vs. New Mexico, 02/14/1986	13-23	0-0	4-6	30
Jeff Chatman (Sr.) vs. Chicago State, 12/12/1987	13-16	0-0	4-4	30
Michael Smith (Sr.) at Weber State, 12/01/1988	10-24	2-5	8-9	30
Michael Smith (Sr.) vs. UTEP, 02/16/1989	12-23	1-6	5-5	30
Michael Smith (Sr.) vs. Utah, 02/25/1989	12-18	0-0	6-8	30
Michael Smith (Sr.) vs. Colorado State, 03/04/1989	12-20	1-2	5-5	30
Steve Schreiner (Sr.) vs. New Mexico, 01/12/1991	15-24	0-0	0-1	30
Nathan Call (Sr.) at Tulsa, 12/05/1991	9-10	5-6	7-9	30
Nick Sanderson (Sr.) at Utah State, 12/04/1992	10-15	7-12	3-5	30
Russell Larson (Jr.) vs. San Diego State, 02/10/1994	7-10	1-1	15-17	30
Kenneth Roberts (So.) vs. Hawaii, 03/12/1994	12-14	0-0	6-8	30
Kenneth Roberts (Sr.) at Air Force, 02/22/1996	9-15	0-0	12-14	30
Terrell Lyday (Jr.) at UNLV, 01/10/2000	10-17	5-10	5-5	30
Mekeli Wesley (Jr.) at UNLV, 03/20/2001	11-12	1-2	7-8	30
Travis Hansen (Jr.) at Pepperdine, 01/05/2002	10-19	0-1	10-10	30
Lee Cummand (Sr.) at UNLV, 12/03/2008	12-13	3-4	3-4	30
Jimmer Fredette (Jr.) at UNLV, 03/12/2010	7-20	4-11	12-12	30
Jimmer Fredette (Sr.) vs. San Diego State, 03/12/2011	10-25	2-7	8-10	30
Matt Carlino (Fr.) at San Francisco, 02/16/2012	13-19	4-7	0-1	30
Matt Carlino (Jr.) vs. Portland, 02/22/2014	11-16	8-13	0-0	30
Chase Fischer (Jr.) vs. Chaminade, 11/25/2014	10-14	10-13	0-0	30
Tyler Haws (Sr.) vs. Hawaii, 12/06/2014	9-17	2-5	10-10	30
Tyler Haws (Sr.) vs. Santa Clara, 03/07/2015	9-19	1-5	11-12	30
TJ Haws (Jr.) vs. Portland State, 12/12/18	9-15	5-10	7-9	30

*Nick Emery had three 30-point games: 37 at San Francisco (02/11/2016), 31 at Santa Clara (02/13/2016), and 37 vs. Utah Valley (11/26/2016). His statistics from 2015-16 and 2016-17 were vacated by the NCAA Committee on Infractions.



Terry Tebbs

FRESHMAN SEASON RECORDS

POINTS SCORED

Rk	Name, Year	G	Pts	Avg
1	Danny Ainge, 1977-78	30	632	21.1
2	Shawn Bradley, 1990-91	34	503	14.8
3	TJ Haws, 2016-17	34	470	13.8
4	Mark Bigelow, 1998-99	28	419	15.0
5	Mekeli Wesley, 1997-98	30	406	13.5
6	Fred Roberts, 1978-79	28	399	14.3
7	Tyler Haws, 2009-10	35	397	11.3
8	Trent Plaisted, 2005-06	29	394	13.6
9	Eric Mika, 2013-14	33	389	11.8

*Nick Emery (2015-16) scored 585 points. His statistics from 2015-17 were vacated by the NCAA Committee on Infractions.

SCORING AVERAGE

Rk	Name, Year	G	Pts	Avg
1	Danny Ainge, 1977-78	30	632	21.1
2	Mark Bigelow, 1998-99	28	419	15.0
3	Shawn Bradley, 1990-91	34	503	14.8
4	Fred Roberts, 1978-79	28	399	14.3
5	TJ Haws, 2016-17	34	470	13.8
6	Trent Plaisted, 2005-06	29	394	13.6
7	Mekeli Wesley, 1997-98	30	406	13.5
8	Devin Durrant, 1978-79	28	370	13.2
9	Matt Carlino, 2011-12	25	305	12.2

*Nick Emery (2015-16) averaged 16.3 points. His statistics from 2015-17 were vacated by the NCAA Committee on Infractions.

FIELD GOALS MADE

Rk	Name, Years	FG
1	Danny Ainge, 1977-78	243
2	Shawn Bradley, 1990-91	187
3	Fred Roberts, 1978-79	158
4	TJ Haws, 2016-17	147
5	Trent Plaisted, 2005-06	144
6	Devin Durrant, 1978-79	142
7	Eric Mika, 2013-14	139
8	Mark Bigelow, 1998-99	132
9	Tyler Haws, 2009-10	131

*Nick Emery (2015-16) made 203 field goals. His statistics from 2015-17 were vacated by the NCAA Committee on Infractions.

FIELD GOAL ATTEMPTS

Rk	Name, Years	FGA
1	Danny Ainge, 1977-78	473
2	Shawn Bradley, 1990-91	361
3	TJ Haws, 2016-17	347
4	Mekeli Wesley, 1997-98	313
5	Mark Bigelow, 1998-99	301
6	Fred Roberts, 1978-79	291
7	Trent Plaisted, 2005-06	276
8	Matt Carlino, 2011-12	274
9	Eric Mika, 2013-14	264

*Nick Emery (2015-16) attempted 478 field goals. His statistics from 2015-17 were vacated by the NCAA Committee on Infractions.

FIELD GOAL PERCENTAGE*

Rk	Name, Year	FG	FGA	Pct
1	Gavin Baxter, 2018-19	59	91	64.8
2	Jared Jensen, 2001-02	88	149	59.1
3	Yoeli Childs, 2016-17	122	222	55.0
4	Fred Roberts, 1978-79	158	291	54.3
5	Nate Austin, 2011-12	58	107	54.2
6	Russell Larson, 1991-92	101	187	54.0
7	Devin Durrant, 1978-79	142	263	53.99
8	Brandon Davies, 2009-10	69	128	53.9
9	Eric Mika, 2013-14	139	264	52.7
10	Trent Plaisted, 2005-06	144	276	52.2

*Minimum 50 FG Made

3-POINT FIELD GOALS

Rk	Name, Years	3FG
1	TJ Haws, 2016-17	76
2	Zac Seljaas, 2015-16	68
3	Mark Bigelow, 1998-99	44
4	Jimmer Fredette, 2007-08	43
5	Matt Carlino, 2011-12	41
6	Michael Vranes, 1998-99	40
7	Robbie Reid, 1993-94	35
8	Jonathan Tavernani, 2006-07	29
9	Mike Rose, 2003-04	28

*Nick Emery (2015-16) made 97 3-point field goals. His statistics from 2015-17 were vacated by the NCAA Committee on Infractions.

3-POINT FIELD GOAL ATTEMPTS

Rk	Name, Years	3FGA
1	TJ Haws, 2016-17	188
2	Zac Seljaas, 2015-16	136
3	Jimmer Fredette, 2007-08	128
4	Matt Carlino, 2011-12	124
5	Mark Bigelow, 1998-99	113

*Nick Emery (2015-16) attempted 253 3-point field goals. His statistics from 2015-17 were vacated by the NCAA Committee on Infractions.

3-POINT FIELD GOAL PERCENTAGE*

Rk	Name, Year	3FG	3FGA	Pct
1	Zac Seljaas, 2015-16	68	136	50.0
2	Ryan Cuff, 1992-93	20	42	47.6
3	Mike Rose, 2003-04	28	61	45.9
4	Michael Vranes, 1998-99	40	96	41.7
5	TJ Haws, 2016-17	76	188	40.4
6	Todd Christensen, 1995-96	23	59	39.0
7	Mark Bigelow, 1998-99	44	113	389
8	Jonathan Tavernani, 2006-07	29	78	37.2
9	Tyler Haws, 2009-10	25	68	36.8

*Minimum 20 3FG Made

*Nick Emery (2015-16) shot 383 from 3-point range. His statistics from 2015-17 were vacated by the NCAA Committee on Infractions.

3-POINT FIELD GOALS PER GAME

Rk	Name, Year	G	3FG	3FG/G
1	TJ Haws, 2016-17	34	76	2.24
2	Zac Seljaas, 2015-16	35	68	1.94
3	Matt Carlino, 2011-12	25	41	1.64
4	Mark Bigelow, 1998-99	28	44	1.57
5	Michael Vranes, 1998-99	28	40	1.4
6	Jimmer Fredette, 2007-08	35	43	1.2
7	Robbie Reid, 1993-94	32	35	1.09
8	Mike Rose, 2003-04	26	28	1.08
9	Jonathan Tavernani, 2006-07	28	29	1.0

*Nick Emery (2015-16) made 2.69 3-point FGs per game. His statistics from 2015-17 were vacated by the NCAA Committee on Infractions.

FREE THROWS MADE

Rk	Name, Years	FT
1	Danny Ainge, 1977-78	146
2	Mekeli Wesley, 1997-98	128
3	Shawn Bradley, 1990-91	128
4	Russell Larson, 1991-92	115
5	Mark Bigelow, 1998-99	111
6	Eric Mika, 2013-14	111
7	Tyler Haws, 2009-10	110
8	Trent Plaisted, 2005-06	106
9	TJ Haws, 2016-17	100
10	Scott Sinek, 1981-82	90

FREE THROW ATTEMPTS

Rk	Name, Years	FTA
1	Shawn Bradley, 1990-91	185
2	Eric Mika, 2013-14	180
3	Trent Plaisted, 2005-06	162
4	Danny Ainge, 1977-78	179
5	Mekeli Wesley, 1997-98	168
6	Russell Larson, 1991-92	141
7	Mark Bigelow, 1998-99	140
8	TJ Haws, 2016-17	127

FREE THROW PERCENTAGE*

Rk	Name, Year	FT	FTA	Pct
1	Tyler Haws, 2009-10	110	120	91.7
2	Danny Ainge, 1977-78	146	169	86.4
3	Randy Reid, 1992-93	71	83	85.5
4	Jared Jensen, 2001-02	82	97	84.5
5	Scott Sinek, 1981-82	90	109	82.6
6	Russell Larson, 1991-92	115	141	81.6
7	Mark Bigelow, 1998-99	111	140	79.3
8	TJ Haws, 2016-17	100	127	78.7
9	Fred Roberts, 1978-79	83	106	78.3

*Minimum 50 FT Made

*Nick Emery (2015-16) shot .854 from the free-throw line. His statistics from 2015-17 were vacated by the NCAA Committee on Infractions.

REBOUNDS

Rk	Name, Year	G	Reb	Avg
1	Yoeli Childs, 2016-17	33	272	8.2
2	Shawn Bradley, 1990-91	34	262	7.7
3	Mark Handy, 1973-74	26	227	8.7
4	Eric Mika, 2013-14	33	211	6.4
5	Trent Plaisted, 2005-06	29	199	6.9
6	Fred Roberts, 1978-79	28	191	6.8
7	Alan Pollard, 1984-85	29	189	6.5
8	Kyle Collinsworth, 2010-11	36	183	5.1
9	Mark Bigelow, 1998-99	28	175	6.3
10	Danny Ainge, 1977-78	30	173	5.8

REBOUNDS PER GAME*

Rk	Name, Year	G	Reb	Avg
1	Mark Handy, 1973-74	26	227	8.7
2	Yoeli Childs, 2016-17	33	272	8.2
3	Shawn Bradley, 1990-91	34	262	7.7
4	Trent Plaisted, 2005-06	29	199	6.9
5	Fred Roberts, 1978-79	28	191	6.8
6	Alan Pollard, 1984-85	29	189	6.5
7	Eric Mika, 2013-14	33	211	6.4
8	Mark Bigelow, 1998-99	28	175	6.3
9	Danny Ainge, 1977-78	30	173	5.8
10	Michael Smith, 1983-84	29	153	5.3

*Minimum 20 Games Played

OFFENSIVE REBOUNDS

Rk	Name, Year	G	OReb	Avg
1	Eric Mika, 2013-14	33	93	2.8
2	Shawn Bradley, 1990-91	34	79	2.3
3	Trent Plaisted, 2005-06	29	70	2.4
4	Yoeli Childs, 2016-17	33	62	1.9
5	Corbin Kaufusi, 2014-15	34	57	1.7
6	Mekeli Wesley, 1997-98	30	55	1.8
7	Kyle Collinsworth, 2010-11	36	55	1.5
8	Nate Austin, 2011-12	35	53	1.5
9	Nathan Cooper, 1995-96	28	50	1.8
	Jared Jensen, 2001-02	30	50	1.7

ASSISTS

Rk	Name, Year	G	Ast	Avg
1	Danny Ainge, 1977-78	30	158	5.3
2	Randy Reid, 1992-93	34	141	4.1
3	Matt Montague, 1996-97	26	131	5.0
4	Matt Carlino, 2011-12	25	115	4.6
5	TJ Haws, 2016-17	34	110	3.2
6	Scott Sinek, 1981-82	30	100	3.3
7	Marty Haws, 1986-87	32	99	3.1
8	Ken Roberts, 1990-91	34	96	2.8
9	Ryan Cuff, 1992-93	33	86	2.6

*Nick Emery (2015-16) had 91 assists. His statistics from 2015-17 were vacated by the NCAA Committee on Infractions.

ASSISTS PER GAME*

Rk	Name, Year	G	Ast	Avg
1	Danny Ainge, 1977-78	30	158	5.3
2	Matt Montague, 1996-97	26	131	5.0
3	Matt Carlino, 2011-12	25	115	4.6
4	Randy Reid, 1992-93	34	141	4.1
5	Scott Sinek, 1981-82	30	100	3.3
6	TJ Haws, 2016-17	34	110	3.2
7	Marty Haws, 1986-87	32	99	3.1
8	Michael Vranes, 1998-99	28	80	2.9
9	Ken Roberts, 1990-91	34	96	2.8
10	Steve Craig, 1975-76	26	70	2.7

*Minimum 20 Games Played

BLOCKS

Rk	Name, Year	G	Blk	Avg
1	Shawn Bradley, 1990-91	34	177	5.2
2	Yoeli Childs, 2016-17	33	46	1.4
3	Russell Larson, 1991-92	32	41	1.3
4	Corbin Kaufusi, 2014-15	34	34	1.0
5	Gavin Baxter, 2018-19	30	33	1.1
6	Alan Pollard, 1984-85	29	30	1.0
	Chris Miles, 2004-05	28	30	1.1
8	Trent Plaisted, 2005-06	29	27	0.9
9	Eric Mika, 2013-14	33	24	0.7
10	Fred Roberts, 1978-79	28	23	0.8

BLOCKS PER GAME*

Rk	Name, Year	G	Blk	Avg
1	Shawn Bradley, 1990-91	34	177	5.2
2	Yoeli Childs, 2016-17	33	46	1.4
3	Russell Larson, 1991-92	32	41	1.3
4	Gavin Baxter, 2018-19	30	33	1.1
5	Chris Miles, 2004-05	28	30	1.07
6	Alan Pollard, 1984-85	29	30	1.03
7	Corbin Kaufusi, 2014-15	34	34	1.00
8	Trent Plaisted, 2005-06	29	27	0.9
9	Fred Roberts, 1978-79	28	23	0.8
10	Eric Nielsen, 1996-97	26	19	0.731

*Minimum 20 Games Played

STEALS

Rk	Name, Year	G	Stl	Avg
1	Danny Ainge, 1977-78	30	60	2.0
2	Kyle Collinsworth, 2010-11	36	39	1.1
3	Mark Bigelow, 1998-99	28	38	1.4
4	Matt Carlino, 2011-12	25	36	1.4
5	Anson Winder, 2011-12	34	35	1.0
6	TJ Haws, 2016-17	34	34	1.0
7	Robbie Reid, 1993-94	32	33	1.0
8	Randy Reid, 1992-93	34	30	0.9

FRESHMAN SEASON RECORDS

STEALS PER GAME*

Rk	Name, Year	G	Stl	Avg
1	Danny Ainge, 1977-78	30	60	2.0
2	Matt Carlino, 2011-12	25	36	1.440
3	Mark Bigelow, 1998-99	28	38	1.36
4	Kyle Collinsworth, 2010-11	36	39	1.1
5	Michael Vranes, 1998-99	28	29	1.036
6	Robbie Reid, 1993-94	32	33	1.031
7	Anson Winder, 2011-12	34	35	1.029
8	TJ Haws, 2016-17	34	34	1.0
	Matt Montague, 1996-97	26	26	1.0

*Minimum 20 Games Played

*Nick Emery (2015-16) averaged 1.4 steals. His statistics from 2015-17 were vacated by the NCAA Committee on Infractions.

ASSIST-TO-TURNOVER RATIO*

Rk	Name, Years	A	TO	A:TO
1	Nathan Call, 1986-87	64	25	2.56
2	Marty Haws, 1986-87	99	42	2.36
3	Ken Roberts, 1990-91	96	54	1.78
4	Randy Reid, 1992-93	141	89	1.58
5	Chris Nikчевich, 1982-83	69	45	1.53
	Matt Carlino, 2011-12	115	75	1.53
7	Danny Ainge, 1977-78	158	104	1.52
8	Scott Sinek, 1981-82	100	73	1.37
9	Kyle Collinsworth, 2010-11	75	56	1.34

*Minimum 20 Games Played and 2.0 APG

*Nick Emery (2015-16) had a 1.72 assist-to-turnover ratio. His statistics from 2015-17 were vacated by the NCAA Committee on Infractions.

TURNOVERS

Rk	Name, Years	TO
1	Danny Ainge, 1977-78	104
	Matt Montague, 1996-97	104
3	Randy Reid, 1992-93	89
4	Michael Vranes, 1998-99	85
5	Shawn Bradley, 1990-91	77
6	Mark Bigelow, 1998-99	76
7	Devin Durrant, 1978-79	75
	Matt Carlino, 2011-12	75
9	Scott Sinek, 1981-82	73
10	Fred Roberts, 1978-79	72
	Ryan Cuff, 1992-93	72

PERSONAL FOULS

Rk	Name, Years	PF
1	Corbin Kaufusi, 2014-15	117
2	Danny Ainge, 1977-78	113
3	Shawn Bradley, 1990-91	109
4	Eric Mika, 2013-14	107
5	Mekeli Wesley, 1997-98	106
6	Trent Plaisted, 2005-06	105

TIMES DISQUALIFIED

Rk	Name, Years	DQ
1	Danny Ainge, 1977-78	9
2	Fred Roberts, 1978-79	7
3	Steve Craig, 1975-76	6
	Andy Toolson, 1984-85	6
	Trent Plaisted, 2005-06	6
	Nate Austin, 2011-12	6

*Nick Emery (2015-16) fouled out six times. His statistics from 2015-17 were vacated by the NCAA Committee on Infractions.

GAMES PLAYED

Rk	Name, Years	GP
1	Kyle Collinsworth, 2010-11	36
	Jordan Chatman, 2015-16	36
3	Chris Collinsworth, 2007-08	35
	Jimmer Fredette, 2007-08	35
	Brandon Davies, 2009-10	35
	Tyler Haws, 2009-10	35
	Nate Austin, 2011-12	35
	Zac Seljaas, 2015-16	35

*Nick Emery (2015-16) played 36 games. His statistics from 2015-17 were vacated by the NCAA Committee on Infractions.

GAMES STARTED

Rk	Name, Years	GS
1	Shawn Bradley, 1990-91	34
	Ken Roberts, 1990-91	34
	TJ Haws, 2016-17	34
4	Randy Reid, 1992-93	33
	Tyler Haws, 2009-10	33
6	Danny Ainge, 1977-78	30
7	Mekeli Wesley, 1997-98	29
	Trent Plaisted, 2005-06	29
	Eric Mika, 2013-14	29

*Nick Emery (2015-16) started 32 games. His statistics from 2015-17 were vacated by the NCAA Committee on Infractions.

MINUTES PLAYED

Rk	Name, Years	Min
1	Danny Ainge, 1977-78	1,140
2	TJ Haws, 2016-17	1,040
3	Shawn Bradley, 1990-91	984
4	Matt Montague, 1996-97	962
5	Kyle Collinsworth, 2010-11	926
6	Tyler Haws, 2009-10	924
7	Randy Reid, 1992-93	923
8	Mark Bigelow, 1998-99	907
9	Ken Roberts, 1990-91	897

*Nick Emery (2015-16) played 1,132 minutes. His statistics from 2015-17 were vacated by the NCAA Committee on Infractions.

DOUBLE-FIGURE SCORING GAMES

Rk	Name, Years	#
1	Danny Ainge, 1977-78	29
2	TJ Haws, 2016-17	26
3	Trent Plaisted, 2005-06	25
4	Shawn Bradley, 1990-91	24
	Eric Mika, 2013-14	24
6	Mark Bigelow, 1998-99	23
7	Tyler Haws, 2009-10	21
8	Mekeli Wesley, 1997-98	20
9	Devin Durrant, 1978-79	19

*Nick Emery (2015-16) scored in double figures 32 times. His statistics from 2015-17 were vacated by the NCAA Committee on Infractions.

DOUBLE-DOUBLES

Rk	Name, Years	D-D
1	Shawn Bradley, 1990-91	10
2	Mark Handy, 1973-74	7
3	Trent Plaisted, 2005-06	6
4	Eric Mika, 2013-14	5
	Yoeli Childs, 2016-17	5
6	Russell Larson, 1991-92	4
	Mark Bigelow, 1998-99	4
8	Fred Roberts, 1978-79	3
	Michael Smith, 1983-84	3
	Matt Montague, 1996-97	3

20-POINT GAMES

Rk	Name, Years	#
1	Danny Ainge, 1977-78	18
2	Shawn Bradley, 1990-91	11
3	Mark Bigelow, 1998-99	9
4	Fred Roberts, 1978-79	9
5	Devin Durrant, 1978-79	5
	Mekeli Wesley, 1997-98	5
7	Tyler Haws, 2009-10	4
	TJ Haws, 2016-17	4
9	Trent Plaisted, 2005-06	3
	Matt Carlino, 2011-12	3

*Nick Emery (2015-16) had 11 20-point games. His statistics from 2015-17 were vacated by the NCAA Committee on Infractions.

30-POINT GAMES

Rk	Name, Years	#
1	Danny Ainge, 1977-78	2
	Mekeli Wesley, 1997-98	2
3	Fred Roberts, 1978-79	1
	Mark Bigelow, 1998-99	1
	Matt Carlino, 2011-12	1

*Nick Emery (2015-16) had two 30-point games. His statistics from 2015-17 were vacated by the NCAA Committee on Infractions.

10-REBOUND GAMES

Rk	Name, Years	#
1	Mark Handy, 1973-74	12
2	Yoeli Childs, 2016-17	10
3	Shawn Bradley, 1990-91	9
4	Trent Plaisted, 2005-06	6
5	Fred Roberts, 1978-79	5
	Russell Larson, 1991-92	5
	Mark Bigelow, 1998-99	5
	Eric Mika, 2013-14	5
9	Michael Smith, 1983-84	4

10-ASSIST GAMES

Rk	Name, Years	#
1	Randy Reid, 1992-93	3
2	Danny Ainge, 1977-78	2
	Matt Montague, 1996-97	2
4	Scott Sinek, 1981-82	1
	Marty Haws, 1986-87	1
	Shawn Oponui, 2001-02	1
	Matt Carlino, 2011-12	1

5-BLOCKS GAMES

Rk	Name, Years	#
1	Shawn Bradley, 1990-91	22
2	Alan Pollard, 1984-85	1
	James Anderson, 2008-09	1

3-BLOCKS GAMES

Rk	Name, Years	#
1	Shawn Bradley, 1990-91	28
2	Russell Larson, 1991-92	8
3	Yoeli Childs, 2016-17	7
4	Alan Pollard, 1984-85	5
5	Chris Miles, 2004-05	4
	Gavin Baxter, 2018-19	4

5-STEALS GAMES

Rk	Name, Years	#
1	Danny Ainge, 1977-78	3
2	Nathan Call, 1986-87	1
	Shawn Bradley, 1990-91	1
	Mark Bigelow, 1998-99	1
	Zac Seljaas, 2015-16	1

*Nick Emery (2015-16) one five-steal game. His statistics from 2015-17 were vacated by the NCAA Committee on Infractions.

3-STEALS GAMES

Rk	Name, Years	#
1	Danny Ainge, 1977-78	11
2	Anson Winder, 2011-12	7
3	Matt Carlino, 2011-12	6
4	Steve Craig, 1975-76	5
	Kyle Collinsworth, 2010-11	5
	TJ Haws, 2016-17	5
7	Mark Bigelow, 1998-99	4
8	Scott Sinek, 1981-82	3
	Nathan Call, 1986-87	3
	Russell Larson, 1991-92	3
	Randy Reid, 1992-93	3
	Robbie Reid 1993-94	3
	Jonathan Tavemari, 2006-07	3

*Nick Emery (2015-16) had seven three-steals games. His statistics from 2015-17 were vacated by the NCAA Committee on Infractions.

5 3-POINTERS GAMES

Rk	Name, Years	#
1	Zac Seljaas, 2015-16	3
2	Michael Vranes, 1998-99	2
	Jonathan Tavemari, 2006-07	2
	TJ Haws, 2016-17	2

*Nick Emery (2015-16) had four five 3-pointers games. His statistics from 2015-17 were vacated by the NCAA Committee on Infractions.

3 3-POINTERS GAMES

Rk	Name, Years	#
1	TJ Haws, 2016-17	16
2	Zac Seljaas, 2015-16	10
3	Matt Carlino, 2011-12	7
4	Robbie Reid, 1993-94	5
	Mark Bigelow, 1998-99	5
	Mike Ross, 2003-04	5
	Jimmer Fredette, 2007-08	5
8	Michael Vranes, 1998-99	4
	Jonathan Tavemari, 2006-07	4
	Tyler Haws, 2009-10	4

*Nick Emery (2015-16) had 20 three 3-pointers games as a freshman. His statistics from 2015-17 were vacated by the NCAA Committee on Infractions.

FRESHMAN GAME RECORDS

POINTS SCORED

Rk	Name vs. Opponent, Date	Pts
1	Danny Ainge at Idaho State, 12/03/1977	36
2	Danny Ainge vs. Arizona State, 01/21/1978	33
	Mark Bigelow at Washington State, 12/08/1998	33
4	Mekeli Wesley vs. Washington, 12/09/1997	31
	Mekeli Wesley at UTEP 02/28/1998	31
6	Fred Roberts at UTEP 02/10/1979	30
	Matt Carlino at San Francisco, 02/16/2012	30
8	Danny Ainge vs. Arizona, 01/19/1978	29
	Shawn Bradley vs. Eastern Kentucky, 12/07/1990	29
	Russell Larson vs. Utah State, 12/13/1991	29
	TJ Haws vs. Gonzaga, 02/02/2017	29

*Nick Emery scored 37 points at San Francisco (02/11/2016) and 31 at Santa Clara (02/13/2016). His statistics from 2015-17 were vacated by the NCAA Committee on Infractions.

FIELD GOALS MADE

Rk	Name vs. Opponent, Date	FG
1	Danny Ainge at Idaho State, 12/03/1977	14
2	Danny Ainge at San Diego State, 12/23/1977	13
	Fred Roberts at UTEP 02/10/1979	13
	Matt Carlino at San Francisco, 02/16/2012	13
5	Danny Ainge at Bradley, 12/17/1977	12
	Danny Ainge vs. Arizona, 01/19/1978	12
7	Steve Craig at New Mexico, 02/28/1976	11
	Danny Ainge vs. North Carolina, 12/28/1977	11
	Danny Ainge vs. Arizona State, 01/21/1978	11
	Danny Ainge at Arizona, 02/18/1978	11
	Devin Durrant at Colorado State, 01/25/1979	11
	Shawn Bradley at Wyoming, 01/19/1991	11
	Mark Bigelow at Washington State, 12/08/1998	11

*Nick Emery made 13 FGs at Santa Clara (02/13/2016) and 12 at San Francisco (02/11/2016). His statistics from 2015-17 were vacated by the NCAA Committee on Infractions.

FIELD GOALS ATTEMPTED

Rk	Name vs. Opponent, Date	FGA
1	Danny Ainge at Idaho State, 12/03/1977	23
	Matt Carlino at Gonzaga, 02/23/2012	23
3	Danny Ainge at Utah, 03/04/1978	22
4	Alan Taylor at Arizona, 01/22/1977	21
	Danny Ainge at Bradley, 12/17/1977	21
	Danny Ainge vs. Arizona State, 01/21/1978	21
	Shawn Bradley vs. Utah, 03/09/1991	21

*Nick Emery attempted 21 field goals at Santa Clara (02/13/2016). His statistics from 2015-17 were vacated by the NCAA Committee on Infractions.

MOST FIELD GOALS MADE, NO MISSES

Rk	Name vs. Opponent, Date	FG
1	Russell Larson vs. Cal State Northridge, 03/03/1992	7
	Tyler Haws vs. Nevada, 12/22/2009	7
3	Russell Larson at Tulsa, 12/05/1991	6
	Matt Montague vs. SMU, 02/15/1997	6
	Gavin Baxter at LMU, 02/16/2019	6
6	Jacob Chrisman vs. Elon, 11/21/2000	5
	Trent Plaisted vs. Eastern Washington, 12/27/2005	5
	Brandon Davies vs. Eastern Washington, 12/19/2009	5

FIELD GOAL PERCENTAGE*

Rk	Name vs. Opponent, Date	FG	FGAPct
1	Fred Roberts vs. Utah State, 12/06/1978	9	10.900
	Eric Mika vs. Mount St. Mary's, 11/15/13	9	10.900
3	Devin Durrant at Colorado State, 01/25/1979	11	13.846
4	Shawn Bradley vs. James Madison, 12/19/1990	8	10.800
	Russell Larson at Utah State, 11/26/1991	8	10.800
	Mark Bigelow vs. UTEP 02/27/1999	8	10.800
	Jimmy Balderson vs. Fort Lewis, 12/12/2001	8	10.800
8	Fred Roberts at UTEP 02/10/1979	13	17.765

*Minimum 10 Field Goal Attempts
*Nick Emery shot .800 (12/15) at San Francisco (02/11/2016). His statistics from 2015-17 were vacated by the NCAA Committee on Infractions.

3-POINT FIELD GOALS MADE

Rk	Name vs. Opponent, Date	3FG
1	Mike Rose vs. Southern Utah, 11/21/2003	8
2	Zac Seijaas vs. Central Michigan, 12/18/2015	7
3	Michael Vranes at UC Irvine, 12/22/1998	6
	Jonathan Tavernari vs. TCU, 01/10/2007	6
	Anson Winder vs. Buffalo, 12/20/2011	6
	Zac Seijaas vs. San Francisco, 01/09/2016	6
	TJ Haws at San Diego, 01/14/2017	6
8	Robbie Reid at San Diego State, 01/20/1994	5
	Mark Bigelow vs. Louisiana Tech, 12/11/1998	5
	Michael Vranes vs. TCU, 03/02/1999	5
	Jonathan Tavernari at San Diego State, 02/24/2007	5
	Jake Toolson vs. Southern Virginia, 11/19/2014	5
	Zac Seijaas vs. Creighton, 03/22/2016	5
	TJ Haws at Gonzaga, 02/25/2017	5

*Nick Emery made 10 3-point FGs at San Francisco (02/11/2016) and five 3-point field goals four times. His statistics from 2015-17 were vacated by the NCAA Committee on Infractions.

3-POINT FIELD GOALS ATTEMPTED

Rk	Name vs. Opponent, Date	3FGA
1	Mike Rose vs. Southern Utah, 11/21/2003	13
2	TJ Haws at San Diego, 01/14/2017	12
	Zac Seijaas vs. Santa Clara, 01/07/2016	10
	Zac Seijaas vs. San Francisco, 01/09/2016	10

*Nick Emery attempted 12 3-point FGs at San Francisco (02/11/2016), 11 times and 10 four times. His statistics from 2015-17 were vacated by the NCAA Committee on Infractions.

3-POINT FIELD GOALS MADE, NO MISSES

Rk	Name vs. Opponent, Date	3FG
1	Robbie Reid vs. Nicholls State, 12/10/1993	4
2	Randy Reid vs. Utah, 01/09/1993	3
	Nathan Cooper vs. UTEP 02/03/1996	3
	Todd Christensen at Wyoming, 02/10/1996	3
	Mike Rose vs. USC, 12/13/2003	3
	Frank Bartley IV vs. Texas, 11/25/13	3
	Zac Seijaas vs. Northern Iowa, 12/25/2015	3
	Steven Boo vs. Santa Clara, 12/29/2016	3
	TJ Haws vs. Santa Clara, 12/29/2016	3

3-POINT FIELD GOAL PERCENTAGE*

Rk	Name, Year	3FG	3FGA	Pct
1	Jonathan Tavernari vs. TCU, 01/10/2007	6	7	857
	Anson Winder vs. Buffalo, 12/20/2011	6	7	857
3	Zac Seijaas vs. Creighton, 03/22/2016	5	6	833
4	Mike Rose vs. Western Oregon, 12/10/2003	4	5	800
	Jimmer Fredette vs. Hartford, 11/20/2007	4	5	800
	Tyler Haws vs. Wyoming, 01/20/2010	4	5	800
	Isaac Neilson at Weber State, 12/13/2014	4	5	800
	TJ Haws vs. Colorado, 12/10/2016	4	5	800

*Minimum 5 3-Point Field Goal Attempts
*Nick Emery shot .833 (10/12) from 3 at San Francisco (02/11/2016) and .833 (5/6) at Santa Clara (02/13/2016). His statistics from 2015-17 were vacated by the NCAA Committee on Infractions.

FREE THROWS MADE

Rk	Name vs. Opponent, Date	FT
1	Mekeli Wesley at UTEP 02/28/1998	16
2	Russell Larson vs. Utah State, 12/13/1991	13
3	Danny Ainge at Utah State, 12/21/1977	11
	Danny Ainge vs. Rhode Island, 12/29/1977	11
	Danny Ainge vs. Arizona State, 01/21/1978	11
	Fred Roberts vs. Colorado State, 02/24/1979	11
	Mekeli Wesley vs. Washington, 12/09/1997	11
	Mekeli Wesley vs. UTEP 01/31/1998	11
	Mekeli Wesley at Utah, 02/05/1998	11
	Mark Bigelow vs. Arizona, 11/28/1998	11
	Mark Bigelow vs. California, 12/19/1998	11
	Eric Mika vs. Oregon, 03/20/2014	11

FREE THROWS ATTEMPTED

Rk	Name vs. Opponent, Date	FTA
1	Mekeli Wesley at UTEP 02/28/1998	18
2	Shawn Bradley vs. Arizona State, 12/12/1990	16
	Eric Mika vs. Oregon, 03/20/2014	16
4	Russell Larson vs. Utah State, 12/13/1991	15
5	Fred Roberts vs. Colorado State, 02/24/1979	14
6	Robbie Reid at Air Force, 02/17/1994	13
	Yaeli Childs vs. CSU Bakersfield, 12/22/2016	13
8	Danny Ainge vs. McNeese State, 12/13/1977	12
	Danny Ainge vs. Rhode Island, 12/29/1977	12
	Danny Ainge at Hawaii, 12/30/1977	12
	Devin Durrant vs. UTEP, 01/11/1979	12
	Fred Roberts vs. Wyoming, 02/22/1979	12
	Shawn Bradley vs. Utah State, 11/24/1990	12
	Shawn Bradley vs. Eastern Kentucky, 12/07/1990	12
	Robbie Reid vs. Nicholls State, 12/10/1993	12
	Mekeli Wesley vs. Washington, 12/09/1997	12
	Mekeli Wesley vs. UTEP, 01/31/1998	12
	Jared Jensen vs. San Diego State, 01/12/2002	12

FREE THROWS MADE, NO MISSES

Rk	Name vs. Opponent, Date	FT
1	Danny Ainge at Utah State, 12/21/1977	11
	Danny Ainge vs. Arizona State, 01/21/1978	11
	Mekeli Wesley at Utah, 02/05/1998	11
	Mark Bigelow vs. Arizona, 11/28/1998	11
	Mark Bigelow vs. California, 12/19/1998	11
6	Scott Sinek at Air Force, 02/13/1982	10
	Tyler Haws at Wyoming, 02/20/2010	10

REBOUNDS

Rk	Name vs. Opponent, Date	Reb
1	Trent Plaisted at TCU, 02/25/2006	18
2	Mark Handy vs. Army, 12/28/1973	17
	Yaeli Childs at San Francisco, 02/11/2017	17
4	Shawn Bradley vs. Arizona State, 12/12/1990	16
	Trent Plaisted vs. TCU, 01/25/2006	16
6	Mark Handy at Denver, 12/13/1973	15
	Kyle Collinsworth vs. Florida, 03/24/2011	15
	Yaeli Childs vs. Coppin State, 11/17/2016	15
9	Mark Handy vs. Idaho State, 12/01/1973	14
	Shawn Bradley vs. East Tennessee State, 11/14/1990	14
	Kenneth Roberts vs. Utah State, 11/24/1990	14
	Mark Bigelow vs. Denver, 12/01/1998	14
	Mark Bigelow vs. Cal State Northridge, 12/12/1998	14

OFFENSIVE REBOUNDS

Rk	Name vs. Opponent, Date	OReb
1	Trent Plaisted vs. TCU, 01/25/2006	8
	Fred Roberts at UTEP, 02/10/1979	8
3	Russell Larson at Utah State, 11/26/1991	7
	Eric Mika at Utah, 12/14/2013	7
	Trent Plaisted vs. Air Force, 02/04/2006	7
6	Shawn Bradley at Wyoming, 01/19/1991	6
	Jared Jensen vs. Cal State Northridge, 12/27/2001	6
	Trent Plaisted at USC, 12/03/2005	6
	Trent Plaisted at TCU, 02/25/2006	6
	Chris Collinsworth vs. Colorado State, 01/12/2008	6
	Kyle Collinsworth vs. San Diego State, 03/12/11	6
	Jared Jensen at UNLV, 02/09/2012	6
	Nate Austin vs. Pepperdine, 02/11/2016	6

DEFENSIVE REBOUNDS

Rk	Name vs. Opponent, Date	DReb
1	Yaeli Childs at San Francisco, 02/11/2017	13
2	Shawn Bradley vs. East Tennessee State, 11/14/1990	12
	Trent Plaisted at TCU, 02/25/2006	12
	Kyle Collinsworth vs. Florida, 03/24/2011	12
	Yaeli Childs vs. Coppin State, 11/17/2016	12
	Yaeli Childs vs. Idaho State, 12/20/2016	12
	Yaeli Childs at Pacific, 01/21/2017	12
8	Kenneth Roberts vs. Utah State, 11/24/1990	11
	Shawn Bradley vs. Arizona State, 12/12/1990	11
	Mark Bigelow vs. Denver, 12/01/1998	11
	Mark Bigelow vs. Cal State Northridge, 12/12/1998	11
	Trent Plaisted at Houston, 03/15/2006	11
	Yaeli Childs vs. CSU Bakersfield, 12/22/2016	11

ASSISTS

Rk	Name vs. Opponent, Date	Asst
1	Danny Ainge vs. Long Beach State, 11/28/1977	13
	Scott Sinek vs. Utah State, 12/26/1981	13
3	Danny Ainge vs. Utah State, 01/07/1978	12
4	Marty Haws at Iowa, 12/09/1986	11
	Matt Montague at Weber State, 12/04/1996	11
	Matt Carlino vs. Buffalo, 12/20/2011	11
7	Randy Reid vs. Oklahoma, 12/21/1992	10
	Randy Reid vs. Oregon, 12/28/1992	10
	Randy Reid vs. Oregon State, 12/29/1992	10
	Matt Montague vs. San Diego State, 12/31/1996	10
	Shawn Opunui vs. Fort Lewis, 12/12/2001	10

MINUTES PLAYED

Rk	Name vs. Opponent, Date	Min
1	Alan Pollard vs. Utah, 03/02/1985	51
2	Danny Ainge vs. Utah State, 01/07/1978	47
3	Danny Ainge at UTEP 01/28/1978	45
	Brian Taylor vs. Utah, 03/05/1983	45
5	Chris Nikchevich vs. Utah, 03/05/1983	44
	Matt Montague vs. San Diego State, 12/31/1996	44
7	Steve Craig vs. Arizona, 02/14/1976	42
	Mark Bigelow vs. Arizona, 11/28/1998	42
9	Mark Handy at Wyoming, 02/02/1974	41
	Michael Smith vs. Utah, 01/14/1984	41
	Andy Toolson at UTEP 02/09/1985	41
	Shawn Bradley vs. Utah, 03/09/1991	41

BLOCKS

Rk	Name vs. Opponent, Date	Blk
1	Shawn Bradley vs. Eastern Kentucky, 12/07/1990	14
2	Scott Sinek vs. Virginia, 03/14/1991	10
3	Shawn Bradley vs. Tulsa, 12/22/1990	9
	Shawn Bradley at Wyoming, 01/19/1991	9
5	Shawn Bradley vs. Utah State, 11/24/1990	7
	Shawn Bradley vs. Arizona State, 12/12/1990	7
	Shawn Bradley vs. South Carolina, 12/17/1991	7
	Shawn Bradley at Colorado State, 01/21/1990	7
9	Alan Pollard vs. UCLA, 12/19/1984	6
	Shawn Bradley at La Salle, 12/04/1990	6
	Shawn Bradley vs. Stetson, 12/21/1990	6
	Shawn Bradley vs. Colorado State, 01/31/1991	6
	Shawn Bradley at Utah, 02/16/1991	6

FRESHMAN GAME RECORDS

STEALS

Rk	Name vs. Opponent, Date	Stl
1	Mark Bigelow vs. Arizona, 11/28/1998	9
2	Danny Ainge at Idaho State, 12/03/1977	5
	Danny Ainge vs. Montana, 12/09/1977	5
	Danny Ainge vs. Cal State Fullerton, 12/10/1977	5
	Nathan Call at New Mexico, 01/10/1980	5
	Shawn Bradley vs. Arizona State, 12/12/1990	5

*Nick Emery had five steals vs. Pepperdine (01/30/2016). His statistics from 2015-17 were vacated by the NCAA Committee on Infractions.

POINTS-TO-FIELD GOAL ATTEMPTS RATIO (MINIMUM 30 POINTS)

Rk	Name vs. Opponent, Date	Pts	FGA Ratio
1	Mekeli Wesley vs. Washington, 12/09/1997	31	16 1.94-1
	(10-16 FG, 0-4 3FG, 11-12 FT)		
2	Fred Roberts at UTEP 02/10/1979	30	17 1.76-1
	(13-17 FG, 0-0 3FG, 4-4 FT)		
3	Mekeli Wesley at UTEP 02/28/1998	31	18 1.72-1
	(7-18 FG, 1-1 3FG, 16-18 FT)		

*Nick Emery had a 2.47:1 points-to-field goal attempt ratio at USF (02/11/2016). His statistics from 2015-17 were vacated by the NCAA Committee on Infractions.

HIGHEST POINTS AVAILABLE PERCENTAGE (MINIMUM 30 POINTS)

Rk	Name vs. Opponent, Date	Pts	PA	PAP
1	Fred Roberts at UTEP, 02/10/1979	30	38	.789
	(13-17 FG, 0-0 3FG, 4-4 FT)			
2	Danny Ainge at Idaho State, 12/03/1977	36	55	.655
	(14-23 FG, 0-0 3FG, 8-9 FT)			
3	Matt Carino at San Francisco, 02/16/2012	30	46	.652
	(13-19 FG, 4-7 3FG, 0-1 FT)			
4	Mekeli Wesley vs. Washington, 12/09/1997	31	48	.646
	(10-16 FG, 0-4 3FG, 11-12 FT)			

*Nick Emery had a .822 points available percentage at San Francisco (02/11/2016). His statistics from 2015-17 were vacated by the NCAA Committee on Infractions.

POINTS-TO-FIELD GOAL ATTEMPTS RATIO (MINIMUM 20 POINTS)

Rk	Name vs. Opponent, Date	Pts	FGA Ratio
1	Robbie Reid vs. Nicholls State, 12/10/1993	23	6 3.83-1
	(5-6 FG, 4-4 3FG, 9-12 FT)		
2	Tyler Haws vs. Nevada, 12/22/2009	20	7 2.86-1
	(7-7 FG, 0-0 3FG, 6-6 FT)		
3	Russell Larson vs. Utah State, 12/13/1991	29	11 2.64-1
	(8-11 FG, 0-0 3FG, 13-15 FT)		
4	Shawn Bradley vs. Utah State, 11/24/1990	21	8 2.63-1
	(6-8 FG, 0-0 3FG, 9-12 FT)		
5	Kenneth Roberts at Air Force, 02/23/1991	21	8 2.63-1
	(6-8 FG, 0-0 3FG, 9-11 FT)		
6	Anson Winder vs. Buffalo, 12/20/2011	20	8 2.50-1
	(7-8 FG, 6-7 3FG, 0-0 FT)		
8	Brandon Davies at Utah, 03/03/2010	21	9 2.33-1
	(7-9 FG, 0-0 3FG, 7-11 FT)		
9	Shawn Bradley at Colorado State, 01/17/1991	25	11 2.27-1
	(8-11 FG, 0-0 3FG, 9-11 FT)		
10	Mark Bigelow at Colorado State, 12/11/1998	20	9 2.22-1
	(5-9 FG, 5-6 3FG, 5-7 FT)		
	Tyler Haws at UTEP 01/09/2010	20	9 2.22-1
	(5-9 FG, 1-1 3FG, 9-10 FT)		
	Eric Mika vs. Pacific, 01/30/2014	20	9 2.22-1
	(7-9 FG, 0-0 3FG, 6-8 FT)		

*Nick Emery had a 2.47:1 points-to-field goal attempt ratio at USF (02/11/2016). His statistics from 2015-17 were vacated by the NCAA Committee on Infractions.

HIGHEST POINTS AVAILABLE PERCENTAGE (MINIMUM 20 POINTS)

Rk	Name vs. Opponent, Date	Pts	PA	PAP
1	Tyler Haws vs. Nevada, 12/22/2009	20	20	1.000
	(7-7 FG, 0-0 3FG, 6-6 FT)			
2	Fred Roberts vs. Utah State, 12/06/1978	20	23	.870
	(9-10 FG, 0-0 3FG, 2-3 FT)			
	Anson Winder vs. Buffalo, 12/20/2011	20	23	.870
	(7-8 FG, 6-7 3FG, 0-0 FT)			
4	Devin Durrant at Colorado State, 01/25/1979	22	26	.846
	(11-13 FG, 0-0 3FG, 0-0 FT)			
5	Eric Mika vs. Mount St. Mary's, 11/15/2013	20	24	.833
	(9-10 FG, 0-0 3FG, 2-4 FT)			
6	Robbie Reid vs. Nicholls State, 12/10/1993	23	28	.821
	(7-7 FG, 0-0 3FG, 6-6 FT)			
7	Fred Roberts at UTEP 02/10/1979	30	38	.789
	(13-17 FG, 0-0 3FG, 4-4 FT)			
8	Russell Larson vs. Utah State, 12/13/1991	29	37	.784
	(8-10 FG, 0-0 3FG, 5-7 FT)			
9	Kenneth Roberts at Air Force, 02/23/1991	21	27	.778
	(6-8 FG, 0-0 3FG, 9-11 FT)			
	Russell Larson at Utah State, 11/26/1991	21	27	.778
	(8-10 FG, 0-0 3FG, 5-7 FT)			

*Nick Emery had a .822 points available percentage at San Francisco (02/11/2016). His statistics from 2015-17 were vacated by the NCAA Committee on Infractions.

100 PERCENT POINTS AVAILABLE PERCENTAGE

Rk	Name vs. Opponent, Date	Pts
1	Tyler Haws vs. Nevada, 12/22/2009	20
	(7-7 FG, 0-0 3FG, 6-6 FT)	
2	Russell Larson vs. Cal State Northridge, 03/03/1992	15
	(7-7 FG, 0-0 3FG, 1-1 FT)	
3	Russell Larson at Tulsa, 12/05/1991	14
	(6-6 FG, 0-0 3FG, 2-2 FT)	
	Todd Christensen at Wyoming, 02/10/1996	14
	(4-4 FG, 3-3 3FG, 3-3 FT)	
	Jared Jensen vs. Air Force, 02/18/2002	14
	(3-3 FG, 0-0 3FG, 8-8 FT)	
6	Kevin Baxter at Pepperdine, 01/17/2019	13
	(5-5 FG, 0-0 3FG, 3-3 FT)	
7	Jared Jensen vs. Idaho, 11/15/2001	12
	(4-4 FG, 0-0 3FG, 4-4 FT)	
	Brandon Davies vs. Eastern Washington, 12/19/2009	12
	(5-5 FG, 0-0 3FG, 2-2 FT)	

TEAM SEASON RECORDS

GPAMES PLAYED

Rk	Season	GP
1	1950-51	37
	2010-11	37
	2015-16	37
4	2009-10	36
	2012-13	36
6	2007-08	35
	2011-12	35
	2013-14	35
	2014-15	35
	2017-18	35

WINS

Rk	Season	W-L
1	2010-11	32-5
2	2009-10	30-6
3	1950-51	28-9
4	2007-08	27-8
5	1987-88	26-6
	2011-12	26-9
7	1980-81	25-7
	1991-92	25-7
	1992-93	25-9
	2006-07	25-9
	2008-09	25-8
	2014-15	25-10

*BYU's on-court record in 2015-16 was 26-11. 25 wins were vacated by the NCAA Committee on Infractions.

CONFERENCE WINS

Rk	Season	W-L (Conference)
1	1950-51	15-5 (Skyline)
	1992-93	15-3 (WAC)
3	1949-50	14-6 (Skyline)
	2007-08	^ 14-2 (MWC)
	2010-11	^ 14-2 (MWC)
6	1979-80	13-1 (WAC)
	1987-88	13-3 (WAC)
	1994-95	13-5 (WAC)
	2006-07	13-3 (MWC)
	2009-10	13-3 (MWC)
	2013-14	13-5 (WCC)
	2014-15	13-5 (WCC)

*BYU won 13 conference games in 2015-16. Those wins were vacated by the NCAA Committee on Infractions.

LOSSES

Rk	Season	W-L
1	1996-97	1-25
2	1997-98	9-21
	2004-05	9-21
4	1969-70	8-18
	1977-78	12-18
	1959-60	8-17
	1946-47	9-16
	1961-62	10-16
	1998-99	12-16

CONFERENCE LOSSES

Rk	Season	W-L
1	1996-97	0-16
2	1926-27	1-11
	2004-05	3-11
4	1969-70	4-10
	1976-77	4-10
	1997-98	4-10

FEWEST VICTORIES*

Rk	Season	W-L
1	1996-97	1-25
2	1926-27	5-14
3	1906-07	7-3
	1908-09	7-4
	1912-13	7-3
	1922-23	7-5
7	1913-14	8-2
	1937-38	8-13
	1959-60	8-17
	1969-70	8-18

*Minimum 10 Games Played

FEWEST CONFERENCE VICTORIES*

Rk	Season	W-L
1	1996-97	0-16
2	1926-27	1-11
3	1927-28	3-9
	1946-47	3-9
	2004-05	3-11

*Minimum 8 Games Played

FEWEST LOSSES*

Rk	Season	W-L
1	1905-06	1-1-1
2	1908-10	9-2-2
	1913-14	8-2
	1916-17	10-2
	1920-21	10-2
6	1904-05	9-3
	1906-07	7-3
	1912-13	7-3
	1921-22	9-3
	1941-42	17-3

*Minimum 10 Games Played

FEWEST CONFERENCE LOSSES*

Rk	Season	W-L
1	1924-25	7-1
	1942-43	7-1
	1979-80	13-1
4	1923-24	6-2
	1947-48	8-2
	1964-65	8-2
	1966-67	8-2
	1971-72	12-2
	1978-79	10-2
	2007-08	14-2
	2010-11	14-2

*Minimum 8 Games Played

CONSECUTIVE WINNING SEASONS

Rk	Seasons	#
1	1904-05 - 1914-15	11
2	1916-17 - 1925-26	10
	1927-28 - 1936-37	10
	1978-79 - 1987-88	10

*BYU had a streak of 14-straight winning seasons before the NCAA vacated 25 wins from 2015-16 and 22 in 2016-17.

CONSECUTIVE NON-LOSING SEASONS

Rk	Season	#
1	1903-04 - 1925-26	23
2	1947-48 - 1958-59	12
3	1927-28 - 1936-37	10
	1978-79 - 1987-88	10

*BYU had a streak of 14-straight non-losing seasons before the NCAA vacated 25 wins from 2015-16 and 22 in 2016-17.

LONGEST WINNING STREAK

Rk	Dates	#
1	Nov. 27, 1987 - Feb. 4, 1988	17
2	Dec. 5, 2009 - Jan. 23, 2010	15
3	Jan. 6, 1917 - March 16, 1917	14
4	Dec. 6, 1941 - Jan. 30, 1942	13
	Jan. 14, 1993 - Feb. 25, 1993	13
6	Jan. 19, 1980 - March 1, 1980	12
	Jan. 10, 1986 - Feb. 15, 1986	12
8	Dec. 28, 1934 - Jan. 25, 1935	11
9	1920-21 season (dates not available)	10
	Dec. 29, 1971 - Feb. 11, 1972	10
	Jan. 6, 1990 - Feb. 7, 1990	10
	Nov. 14, 2008 - Dec. 13, 2008	10
	Nov. 12, 2010 - Dec. 11, 2010	10
	Dec. 21, 2010 - Jan. 26, 2011	10

HOME COURT WINNING STREAK

Rk	Dates	#
1	Nov. 26, 2005 - Dec. 13, 2008	^ 53
2	Feb. 19, 2000 - Jan. 16, 2003	44
3	Feb. 21, 1949 - Feb. 9, 1951	25
	Dec. 4, 1970 - Dec. 1, 1972	25
5	Feb. 23, 1952 - Jan. 23, 1954	24
	March 17, 1994 - Jan. 18, 1996	24
7	Dec. 3, 1965 - Dec. 9, 1967	22
8	Jan. 24, 2009 - Feb. 24, 2010	21
9	Jan. 19, 1980 - March 7, 1981	20
	Jan. 21, 1993 - Feb. 26, 1994	20

WINS TO OPEN A SEASON

Rk	Season	#
1	1987-88	10
2		

TEAM SEASON RECORDS

LONGEST LOSING STREAK

Rk	Dates	#
1	Dec. 13, 1996 – March 1, 1997	21
2	Jan. 17, 1998 – Feb. 14, 1998	9
3	Feb. 11, 1928 – Dec. 8, 1928	8

HIGHEST WINNING PERCENTAGE*

Rk	Season	W-L (Pct)
1	1905-06	11-1 (.917)
2	1916-17	14-2 (.875)
3	2010-11	32-5 (.865)
4	1941-42	17-3 (.850)
5	1920-21	10-2 (.833)
6	2009-10	30-6 (.833)
7	1979-80	24-5 (.828)
8	1909-10	9-2 (.818)
9	1987-88	26-6 (.813)
10	1971-72	21-5 (.808)

*Minimum 10 Games Played

LOWEST WINNING PERCENTAGE*

Rk	Season	W-L (Pct)
1	1996-97	1-25 (.038)
2	1926-27	5-14 (.263)
3	1997-98	9-21 (.300)
4	2004-05	9-21 (.300)
5	1969-70	8-18 (.308)
6	1959-60	8-17 (.320)
7	1946-47	9-16 (.360)
8	1937-38	8-13 (.381)
9	1961-62	10-16 (.385)
10	1977-78	12-18 (.400)

*Minimum 10 Games Played

POINTS SCORED

Rk	Season	Pts
1	2015-16	3,093
2	2010-11	3,012
3	2009-10	2,992
4	2013-14	2,931
5	2014-15	2,931
6	2012-13	2,777
7	1992-93	2,754
8	2016-17	2,741
9	1987-88	2,735
10	2011-12	2,727

POINTS ALLOWED

Rk	Season	Pts
1	2013-14	2,706
2	2015-16	2,692
3	2014-15	2,561
4	2016-17	2,525
5	2010-11	2,512
6	2012-13	2,502
7	1977-78	2,495
8	1986-87	2,469
9	1992-93	2,445
10	1987-88	2,437

SCORING AVERAGE

Rk	Season	Avg
1	1965-66	95.5
2	1964-65	94.3
3	1987-88	85.5
4	1978-79	85.0
5	2013-14	83.7
6	2014-15	83.7
7	2015-16	83.6
8	1979-80	83.5
9	2009-10	83.0
10	1968-69	83.1

HIGHEST OPPONENT SCORING AVERAGE

Rk	Season	Avg
1	1969-70	84.2
2	1964-65	84.1
3	1973-74	84.0
4	1977-78	83.2
5	1965-66	82.9
6	1968-69	80.7
7	1974-75	80.3
8	1963-64	80.2
9	1988-89	80.1
10	1996-97	79.3

BEST SCORING DEFENSE

Rk	Season	Avg
1	1949-50	49.9
2	1950-51	55.7
3	1952-53	56.5
4	1981-82	58.4
5	1951-52	58.8
6	2000-01	62.7
7	2007-08	63.2
8	2002-03	63.5
9	1999-00	63.8
10	1953-54	64.9

SCORING MARGIN

Rk	Season	Margin
1	2009-10	^ 16.7
2	2010-11	13.5
3	1965-66	12.6
4	2008-09	11.9
5	1952-53	11.87
6	1979-80	11.0
7	2015-16	10.8
8	1991-92	10.63
9	2014-15	10.57
10	2007-08	10.54

FIELD GOALS

Rk	Season	FG
1	2015-16	1,096
2	2009-10	^ 1,025
3	2010-11	1,019
4	1964-65	1,014
5	2013-14	1,012
6	2012-13	999
7	2011-12	977
8	1987-88	976
9	2014-15	976
10	2006-07	972

FIELD GOAL ATTEMPTS

Rk	Season	FGA
1	1950-51	2,611
2	2015-16	2,369
3	2010-11	^ 2,267
4	2012-13	2,188
5	2013-14	2,186
6	1964-65	2,122
7	2009-10	2,120
8	1954-55	2,104
9	2011-12	2,099
10	2014-15	2,090

FIELD GOAL PERCENTAGE

Rk	Season	Pct (FG-FGA)
1	1987-88	.531 (976-1839)
2	1978-79	.529 (940-1778)
3	1979-80	.522 (955-1830)
4	1983-84	.509 (896-1762)
5	1988-89	.500 (838-1675)
6	1989-90	.499 (739-1482)
7	1965-66	.4984 (946-1898)
8	1991-92	.4977 (877-1762)
9	1992-93	.4976 (948-1905)
10	1993-94	.4924 (876-1779)

3-POINT FIELD GOALS

Rk	Season	3FG
1	2015-16	330
2	2010-11	312
3	2014-15	300
4	2009-10	292
5	2007-08	285
6	2006-07	256
7	2008-09	238
8	2011-12	233
9	2016-17	230
10	2018-19	226

3-POINT FIELD GOAL ATTEMPTS

Rk	Season	FGA
1	2010-11	^ 865
2	2015-16	863
3	2007-08	764
4	2014-15	763
5	2009-10	700
6	2018-19	684
7	2011-12	679
8	2016-17	668
9	2017-18	649
10	1997-98	638

3-POINT FIELD GOALS/GAME

Rk	Season	G	3FG	Avg
1	2015-16	37	330	8.9
2	2014-15	35	300	8.6
3	2010-11	37	312	8.4
4	2007-08	35	285	8.14
5	2009-10	36	292	8.11
6	2006-07	34	265	7.8
7	2008-09	33	238	7.2
8	2018-19	32	226	7.1
9	2004-05	30	211	7.03
10	2005-06	29	202	6.97

3-POINT FIELD GOAL PERCENTAGE

Rk	Season	3FG	3FGA	Avg
1	1987-88	146	323	.#.452
2	1989-90	140	311	.450
3	1991-92	214	497	.431
4	2006-07	265	617	.429
5	2009-10	292	700	.417
6	1986-87	127	318	.3994
7	1990-91	121	303	.3993
8	2001-02	170	428	.397
9	2014-15	300	763	.393
10	2005-06	202	521	.388

FREE THROWS MADE

Rk	Season	FT
1	2013-14	730
2	1992-93	#697
3	2014-15	679
4	2010-11	662
5	2000-01	651
6	2009-10	650
7	1993-94	647
8	1983-84	641
9	1987-88	637
10	2016-17	637

FREE THROW ATTEMPTS

Rk	Season	FTA
1	2013-14	1,055
2	1992-93	909
3	1950-51	902
4	2014-15	886
5	1993-94	880
6	2016-17	869
7	2010-11	865
8	1983-84	855
9	1980-81	840
10	1987-88	835
11	2000-01	835

FREE THROW PERCENTAGE

Rk	Season	FT	FTA	Avg
1	1988-89	527	647	.#.815
2	2009-10	650	823	.#.790
3	2000-01	651	835	.#.780
4	1994-95	617	798	.#.773
5	1992-93	697	909	.#.767
6	2014-15	679	886	.#.766
7	1995-96	587	767	.#.76319
8	2010-11	662	865	.#.76318
9	1987-88	637	835	.#.763
10	2001-02	523	688	.#.760

REBOUNDS

Rk	Season	Reb
1	2015-16	1,514
2	1950-51	1,457
3	1964-65	1,457
4	1955-56	1,451
5	1968-69	1,438
6	2013-14	1,432
7	2010-11	^ 1,425
8	2016-17	1,419
9	1958-59	1,402
10	2012-13	1,399

REBOUNDS PER GAME

Rk	Season	G	Reb	Avg
1	1955-56	26	1,451	55.8
2	1958-59	26	1,402	53.9
3	1965-66	25	1,346	53.8
4	1969-70	26	1,369	.#52.7
5	1964-65	28	1,457	52.0
6	1968-69	28	1,438	51.4
7	1967-68	25	1,276	51.0
8	1961-62	26	1,293	49.7
9	1957-58	26	1,279	49.2
10	1962-63	26	1,273	49.0

REBOUND MARGIN

Rk	Season	Avg	OAvg	Margin
1	1952-53	46.4	33.1	+13.3
2	1972-73	47.7	38.8	+8.9
3	1950-51	39.4	30.6	+8.7
4	1981-82	37.3	29.3	+8.0
5	1953-54	47.7	40.0	+7.7
6	1991-92	36.8	29.6	+7.1
7	1955-56	55.8	49.0	+6.8
8	1992-93	38.9	32.3	+6.6
9	1990-91	37.0	30.7	+6.3
10	2006-07	37.4	31.3	+6.2

OFFENSIVE REBOUNDS

Rk	Season	ORB
1	2013-14	463
2	2015-16	441
3	2012-13	433
4	2014-15	431

TEAM SEASON RECORDS

BLOCKS

Rk	Season	Blk
1	1990-91	246
2	2015-16	162
3	2016-17	156
4	2011-12	154
5	2010-11	150
6	2007-08	135
7	1982-83	133
8	2017-18	133
9	1992-93	127
10	2009-10	126

STEALS PER GAME

Rk	Season	G	Stl	Avg
1	2009-10	36	307	8.52
2	2011-12	35	296	8.46
3	2012-13	36	291	8.08
4	2010-11	37	298	8.05
5	2014-15	35	257	7.34
6	2008-09	33	241	7.30
7	2013-14	35	251	7.17
8	1999-00	33	236	7.15
9	1994-95	32	225	7.03
10	2002-03	32	222	6.94

HIGHEST TURNOVER MARGIN

Rk	Season	TO	OTO	Margin
1	2009-10	11.6	15.7	+4.1
2	2010-11	10.9	14.4	+3.5
3	1984-85	12.6	15.7	+3.2
4	2008-09	11.4	13.9	+2.5
5	2011-12	13.5	15.8	+2.3
6	1977-78	15.8	17.6	+1.73
7	2018-19	11.1	12.8	+1.72
8	2012-13	12.0	13.7	+1.70
9	1999-00	13.7	15.3	+1.6
10	2015-16	11.7	13.2	+1.5

PLAYERS TO FOUL OUT

Rk	Season	#
1	1977-78	39
2	1975-76	31
3	1978-79	29
4	1980-81	29
5	1984-85	29
6	1998-99	28
7	1982-83	27
8	1950-51	25
9	1974-75	24
10	1976-77	24

^ Mountain West Conference Record
Western Athletic Conference Record

BLOCKS PER GAME

Rk	Season	G	Blk	Avg
1	1990-91	34	246	7.2
2	2016-17	34	156	4.588
3	1982-83	29	133	4.586
4	2011-12	35	154	4.40
5	2015-16	37	162	4.38
6	2010-11	37	150	4.1
7	2007-08	35	135	3.9
8	2017-18	35	133	3.8
9	1992-93	34	127	3.74
10	2005-06	29	108	3.72

TURNOVERS CAUSED

Rk	Season	TO
1	2009-10	565
2	2011-12	554
3	2010-11	533
4	1977-78	527
5	1999-00	506
6	2000-01	495
7	2012-13	493
8	2015-16	490
9	1985-86	488
10	2007-08	477

FEWEST TURNOVERS PER GAME

Rk	Season	G	TO	Avg
1	2010-11	37	404	10.9
2	2018-19	32	355	11.1
3	2013-14	35	395	11.3
4	2008-09	33	375	11.4
5	2017-18	35	403	11.5
6	2009-10	36	417	11.6
7	2015-16	37	434	11.7
8	2014-15	35	417	11.9
9	2012-13	36	432	12.0
10	1989-90	30	369	12.3

STEALS

Rk	Season	Stl
1	2009-10	307
2	2010-11	298
3	2011-12	296
4	2012-13	291
5	2014-15	257
6	2015-16	256
7	2013-14	251
8	2008-09	241
9	1999-00	236
10	1994-95	225

TURNOVERS CAUSED PER GAME

Rk	Season	G	OTO	Avg
1	1977-78	30	527	17.6
2	1978-79	28	467	16.7
3	2011-12	35	554	15.8
4	1984-85	29	456	15.72
5	2009-10	36	565	15.69
6	2005-06	29	447	15.4
7	1999-00	33	506	15.33
8	1985-86	32	488	15.25
9	1983-84	31	468	15.10
10	1973-80	29	437	15.07

PERSONAL FOULS

Rk	Season	PF
1	1992-93	721
2	2014-15	721
3	1950-51	709
4	1993-94	691
5	2000-01	691
6	2013-14	690
7	2015-16	690
8	2002-03	688
9	2012-13	678
10	1986-87	673

TEAM GAME RECORDS

POINTS SCORED

Rk	Opponent, Date	Pts
1	vs. Sacramento State, 02/25/1993	128
2	vs. Americas, 12/10/1965	123
3	at San Diego State, 01/24/1980	123
4	vs. Utah State, 12/19/1987	121
5	vs. Chaminade, 11/25/2014	121
6	vs. Oral Roberts, 12/23/1978	120
7	vs. Hofstra, 11/30/1983	119
8	at Utah State, 02/01/1968	118

POINTS SCORED, FIRST HALF

Rk	Opponent, Date	Pts
1	vs. Hofstra, 11/30/1983	66
2	vs. Chaminade, 11/25/2014	66
3	vs. Utah, 03/05/1966	64
4	vs. Arizona State, 02/27/1965	62
5	vs. Sacramento State, 02/25/1993	62
6	vs. Utah State, 12/19/1987	61

POINTS SCORED, SECOND HALF

Rk	Opponent, Date	Pts
1	vs. North Texas State, 12/12/1980	69
2	vs. Miami, 12/10/1960	67
3	vs. New Mexico, 12/02/1966	66
4	at San Diego State, 01/24/1980	66
5	vs. Sacramento State, 02/25/1993	66
6	vs. Georgia, 12/29/1969	64
7	vs. Harvard, 12/21/1978	64
8	vs. Utah, 01/14/1984	64
9	vs. Nevada, 12/22/2009	64
10	vs. Florida, 03/18/2010	64
11	vs. Wyoming, 03/05/2011	64
12	vs. Niagara, 11/21/2017	64

POINTS ALLOWED

Rk	Opponent, Date	Pts
1	at Oklahoma, 11/21/1986	119
2	at Arizona, 02/21/1974	118
3	at Portland, 01/23/2014	114
4	vs. Utah Valley, 11/26/2016	114
5	at UCLA, 12/06/1963	113
6	at Utah State, 02/04/1967	113
7	at North Carolina, 12/20/1976	113
8	at Arizona, 01/22/1977	113
9	at Weber State, 12/01/2018	113

FEWEST POINTS ALLOWED (SINCE 1950)

Rk	Opponent, Date	Pts
1	vs. Wyoming, 01/23/1982	27
2	at Wyoming, 02/23/1980	30
3	vs. Princeton, 12/31/1982	32
4	at Hawaii, 01/26/1980	33
5	vs. Air Force, 02/03/2003	33
6	vs. San Diego, 02/20/2016	33
7	at Long Beach State, 11/10/2007	34
8	vs. Eastern Washington, 12/19/2009	34
9	vs. Utah State, 02/25/1950	35
10	vs. Miss. Valley State, 11/23/2010	36

MARGIN OF VICTORY (SINCE 1950)

Rk	Opponent, Date	(Score) Margin
1	vs. Western Oregon, 12/22/2006	(102-40) 62
2	vs. San Diego, 02/20/2016	(91-33) 58
3	vs. Americas, 12/10/1965	(123-66) 57
4	vs. Eastern Washington, 12/19/2009	(91-34) 57
5	vs. Southern, 11/24/2009	(107-51) 56
6	vs. Southern Virginia, 11/19/2014	(101-48) 53
7	vs. Saint Mary's, 12/10/1966	(108-57) 51
8	vs. Sacramento State, 02/25/1993	(128-78) 50
9	vs. Miss. Valley State, 11/23/2010	(86-36) 50
10	vs. Chicago State, 11/20/2010	(109-60) 49

MARGIN OF DEFEAT (SINCE 1950)

Rk	Opponent, Date	(Score) Margin
1	at Washington, 11/26/1996	(44-95) -51
2	vs. Indiana, 12/26/1973	(52-96) -44
3	at UCLA, 12/06/1963	(71-113) -42
4	at New Mexico, 02/03/1997	(32-74) -42
5	vs. New Mexico, 02/27/1997	(48-90) -42

COMBINED SCORE

Rk	Opponent, Date	(Score) Combined
1	vs. Utah State, 12/19/1987	(121-112) 233
2	at Oklahoma, 11/21/1986	(110-119) 229
3	vs. Oral Roberts, 12/23/1978	(120-104) 224
4	at Portland, 01/23/2014	(110-114) 224
5	at Utah State, 02/01/1968	(118-103) 221
6	vs. Xavier, 12/30/1964	(115-103) 218
7	vs. Utah, 01/14/1984	(113-105) 218
8	vs. Utah, 03/05/1966	(115-100) 215
9	at Stanford, 11/11/2013	(112-103) 215
10	vs. Utah Valley, 11/26/2016	(101-114) 215

SMALLEST COMBINED SCORE (SINCE 1950)

Rk	Opponent, Date	(Score) Combined
1	vs. Wyoming, 01/23/1982	(25-27) 52
2	at Hawaii, 01/26/1980	(34-33) 67
3	at Wyoming, 02/23/1980	(39-30) 69
4	at Colorado State, 02/11/1950	(30-40) 70
5	at Princeton, 12/18/1981	(39-38) 77
6	at Wyoming, 01/14/1950	(27-53) 80
7	at Denver, 01/06/1951	(41-42) 83
8	vs. Princeton, 12/31/1982	(51-32) 83
9	at Pepperdine, 12/15/1949	(39-45) 84
10	at Wyoming, 01/13/1950	(39-46) 85

FIELD GOALS MADE

Rk	Opponent, Date	FG
1	vs. Houston, 12/04/1965	51
2	vs. Hofstra, 11/30/1983	50
3	at Air Force, 01/29/1965	49
4	vs. Utah State, 01/30/1969	49
5	at San Diego State, 01/24/1980	49
6	vs. Colorado State, 02/26/1972	47
7	vs. Portland State, 11/25/1978	47
8	vs. Harvard, 12/21/1978	47
9	vs. Creighton, 12/28/1964	46
10	vs. Illinois, 12/03/1965	46
11	at Colorado State, 02/21/1980	46
12	vs. Hawaii, 02/28/1980	46
13	vs. San Diego State, 03/01/1980	46

FIELD GOAL ATTEMPTS

Rk	Opponent, Date	FGA
1	vs. Montana, 01/30/1953	108
2	vs. St. Bonaventure, 12/29/1965	100
3	vs. Oklahoma City, 03/14/1965	99
4	vs. Utah, 03/05/1966	98
5	vs. Utah, 02/24/1962	96
6	at Utah State, 02/01/1968	96
7	vs. Michigan State, 12/23/1963	94
8	vs. Denver, 02/12/1966	94
9	vs. Oklahoma City, 12/07/1962	93
10	at Utah, 02/05/1966	93
11	vs. Utah State, 01/30/1969	93

FIELD GOAL PERCENTAGE

Rk	Opponent, Date	(FG-FGA) Pct
1	vs. Saint Mary's, 12/10/1983	(39-53) .736
2	vs. Elon, 11/21/2000	(34-48) .708
3	vs. Fort Lewis, 12/12/2001	(39-56) .696
4	vs. Arizona State, 12/01/1992	(38-55) .691
5	vs. Nicholls State, 12/10/1993	(40-58) .690
6	vs. Fordham, 12/07/1985	(30-45) .667
7	vs. Utah, 02/04/1988	(28-42) .667
8	vs. New Mexico, 01/13/1979	(35-53) .660
9	at Tulsa, 12/05/1991	(35-53) .660
10	at Arizona State, 12/05/1989	(25-38) .658

3-POINT FIELD GOALS

Rk	Opponent, Date	3FG
1	vs. Chaminade, 11/25/2014	17
2	at San Francisco, 02/11/2016	17
3	vs. New Mexico, 02/23/2015	16
4	vs. UNLV, 02/03/2007	15
5	at Air Force, 02/09/2011	15
6	vs. Longwood, 11/18/2011	15
7	vs. Eastern Kentucky, 11/29/2014	15
8	at San Francisco, 01/03/2015	15
9	vs. Santa Clara, 01/31/2015	15
10	vs. Ole Miss, 03/17/2015	15
11	vs. San Francisco, 01/09/2016	15

TEAM GAME RECORDS

3-POINT FIELD GOAL PERCENTAGE*

Rk	Opponent, Date	(3FG-3FGA) Pct
1	vs. Texas, 11/25/2013	(10-12) .833
2	vs. New Mexico, 01/26/2008	(13-16) .813
3	at Air Force, 01/16/1993	(11-15) .733
4	vs. Prairie View A&M, 12/11/2013	(10-14) .714
5	vs. Southern Utah, 12/11/1992	(7-10) .700
6	vs. Wyoming, 03/09/2001	(9-13) .692
7	vs. UNLV, 02/03/2007	(15-22) .682
8	vs. Louisiana Tech, 12/11/1998	(12-18) .667
9	at UCLA, 11/15/2006	(10-15) .667
10	vs. Southern Utah, 11/26/2005	(11-17) .647

*Minimum 10 Attempts

FREE THROW PERCENTAGE*

Rk	Opponent, Date	(FT-FTA) Pct
1	at Wichita State, 12/11/1964	(12-12) 1.000
2	at Denver, 01/30/1965	(24-24) 1.000
3	at Utah, 01/12/1974	(12-12) 1.000
4	at Chamblaine, 11/24/2004	(10-10) 1.000
5	vs. San Francisco, 12/05/2009	(12-12) 1.000
6	vs. Wisconsin, 11/26/2011	(11-11) 1.000
7	vs. Nevada, 12/22/2009	(27-28) .964
8	vs. UNLV, 02/05/2011	(24-25) .960
9	vs. Wyoming, 02/28/1974	(22-23) .957
10	vs. New Mexico, 02/18/1989	(21-22) .955

*Minimum 10 Free Throw Attempts

ASSISTS

Rk	Opponent, Date	Ast
1	vs. Colorado State, 02/26/1972	34
2	vs. Northeast Louisiana, 01/04/1975	34
3	vs. Wyoming, 01/15/1977	34
4	vs. San Diego State, 03/01/1980	34
5	vs. Portland State, 11/25/1978	33
6	at San Diego State, 01/24/1980	33
7	vs. Hawaii, 02/28/1980	33
8	vs. Niagara, 01/17/1973	31
9	vs. Idaho State, 11/26/1976	31
10	vs. Utah State, 12/06/1978	30
11	vs. San Diego State, 02/27/1982	30
12	vs. Portland, 02/25/2016	30

STEALS

Rk	Opponent, Date	Stl
1	vs. Southern Virginia, 11/19/2014	19
2	at Portland, 02/04/2012	18
3	vs. James Madison, 12/19/1990	17
4	at Colorado State, 10/28/2006	17
5	vs. Southern, 11/24/2009	17
6	at Portland, 02/26/2015	17
7	at Arizona State, 01/20/1977	16
8	vs. Yale, 12/29/1984	16
9	vs. Western Oregon, 12/22/2006	16
10	vs. Chicago State, 11/20/2010	16
11	vs. Valparaiso, 03/29/2016	16

FREE THROWS MADE

Rk	Opponent, Date	FT
1	vs. Weber State, 12/12/1997	40
2	vs. Utah State, 01/25/1957	39
3	at Portland, 02/04/2012	38
4	vs. Utah, 01/14/1984	37
5	vs. Utah State, 12/18/1992	37
6	at Air Force, 01/07/1995	37
7	vs. Southern Utah, 11/24/1999	37
8	vs. Santa Clara, 12/23/1967	35
9	vs. Hawaii, 01/07/1988	35
10	vs. Alabama-Birmingham, 12/09/1989	35
11	vs. Southern Utah, 12/14/2000	35
12	vs. Colorado State, 02/23/2011	35

FREE THROW ATTEMPTS

Rk	Opponent, Date	FTA
1	at Portland, 02/04/2012	53
2	vs. Weber State, 12/12/1997	52
3	vs. Santa Clara, 12/19/1964	49
4	vs. Tulsa, 12/22/1990	47
5	vs. Southern Utah, 11/24/1999	47

REBOUNDS

Rk	Opponent, Date	Reb
1	vs. Saint Mary's, 12/10/1966	77
2	vs. Utah State, 01/06/1968	77
3	vs. Santa Clara, 12/19/1964	74
4	vs. Denver, 02/12/1966	74
5	vs. Denver, 02/02/1962	71
6	vs. Santa Clara, 12/23/1967	70
7	at La Salle, 12/26/1962	69
8	vs. Arizona State, 02/27/1971	69
9	vs. Pacific, 12/22/1961	68
10	vs. Utah Valley, 11/13/2015	68

OFFENSIVE REBOUNDS

Rk	Opponent, Date	OReb
1	vs. UTEP, 01/26/1968	27
2	vs. Louisiana State, 03/19/1992	27
3	at San Francisco, 12/13/1974	24
4	vs. Colorado State, 03/09/1995	23
5	at Gonzaga, 02/23/2012	23
6	vs. Utah State, 11/30/2016	23
7	vs. Hawaii, 03/11/1993	22
8	vs. Florida State, 11/16/2012	22

BLOCKS

Rk	Opponent, Date	Blk
1	vs. Eastern Kentucky, 12/07/1990	15
2	at Wyoming, 01/19/1991	13
3	vs. Virginia, 03/14/1991	13
4	at Weber State, 11/29/1990	11
5	at Utah State, 12/04/1992	11
6	vs. Weber State, 12/17/2005	11
7	vs. San Diego State, 01/06/2007	11
8	vs. Mississippi Valley State, 11/11/2017	11
9	vs. San Diego State, 03/01/1980	10
10	vs. Utah State, 12/27/1980	10
11	vs. New Mexico, 01/29/1983	10
12	at Utah State, 12/01/1990	10
13	vs. Stetson, 12/21/1990	10
14	vs. Tulsa, 12/22/1990	10

TURNOVERS

Rk	Opponent, Date	TO
1	at North Carolina, 12/20/1976	36
2	at Arizona State, 02/15/1975	35
3	vs. Indiana, 12/26/1973	31
4	vs. North Carolina, 12/28/1977	30
5	at Washington, 11/26/1996	30
6	at Davidson, 12/18/1976	29
7	at Fresno State, 02/18/1999	29
8	vs. Pepperdine, 12/05/2007	29

PERSONAL FOULS

Rk	Opponent, Date	PF
1	vs. Idaho State, 11/26/1976	36
2	at UTEP, 02/09/1985	36
3	vs. Wyoming, 03/11/1967	35
4	vs. Oregon State, 12/29/1992	35
5	at Arizona State, 11/27/1993	35
6	at Weber State, 11/27/1976	34
7	at Utah State, 01/06/1979	34
8	vs. North Carolina, 12/04/1993	34

MARRIOTT CENTER RECORDS

INDIVIDUAL RECORDS

Points Scored

BYU	Jimmer Fredette vs. San Diego State, 1/26/2011	43
Opp	Michael Brooks, La Salle, 12/15/1979	51

Field Goals Made

BYU	Michael Smith vs. La Salle, 12/29/1987	17
Opp	Michael Brooks, La Salle, 12/15/1979	24

Field Goal Attempts

BYU	Danny Ange vs. San Diego State, 1/8/1981	33
Opp	Michael Brooks, La Salle, 12/15/1979	36

Field Goal Percentage*

BYU	Scott Runia vs. Wyoming, 2/11/1978	(11-12) .917
Opp	Devin Durrant vs. Saint Mary's, 12/10/1983	(11-12) .917
Opp	Greg Houske, Utah State, 12/17/1988	(10-11) .909

*Minimum 10 Field Goal Attempts

3-Point Field Goals Made

BYU	Mike Rose vs. Southern Utah, 11/21/2003	8
Opp	Mike Rose vs. UNLV, 2/3/2007	8
Opp	Matt Carlino vs. Portland, 02/22/2014	8
Opp	Jay Goodman, Utah State, 11/24/1990	9

3-Point Field Goal Attempts

BYU	Chase Fischer vs. UAB, 03/18/2016	16
Opp	Jack Hurd, La Salle, 2/15/1992	18

3-Point Field Goal Percentage*

BYU	Nathan Call vs. Utah, 3/2/1991	(6-6) 1.000
Opp	Danny Bower vs. Wyoming, 1/15/1998	(5-5) 1.000
Opp	Jonathan Tavarni vs. Colorado State, 2/11/2009	(5-5) 1.000
Opp	Brock Zylstra vs. San Francisco, 1/7/2012	(6-6) 1.000
Opp	Nick Emery vs. Loyola Marymount, 2/2/2019	(5-5) 1.000
Opp	Dwight Praylow, Wichita State, 1/28/1989	(5-5) 1.000
Opp	Paris Bryant, Wyoming, 1/26/1991	(5-5) 1.000

*Minimum 5 3-Point Field Goal Attempts

Free Throws Made

BYU	Jimmer Fredette vs. UNLV, 2/5/2011	16
Opp	Keith Van Horn, Utah, 3/2/1996	16
Opp	David Rivers, Notre Dame, 1/13/1986	16

Free Throw Attempts

BYU	Timo Saarelainen vs. Hawaii, 2/2/1985	19
Opp	Eric Mika vs. Portland, 02/04/2017	19
Opp	Yobeli Childs vs. San Diego, 03/02/2019	19
Opp	Gary Rhodes, Colorado State, 2/26/1972	18

Free Throw Percentage

BYU	Andy Toolson vs. California, 2/14/1989	(14-14) 1.000
Opp	Jimmer Fredette vs. UNLV, 2/5/2011	(16-16) 1.000
Opp	Chase Fischer vs. Pacific, 02/06/2016	(14-14) 1.000
Opp	3 times	(13-13) 1.000
Opp	5 times	(12-12) 1.000
Opp	6 times	(11-11) 1.000
Opp	11 times	(10-10) 1.000
Opp	Kendall Youngblood, Utah State, 2/13/1991	(13-13) 1.000
Opp	Keith Van Horn, Utah, 3/2/1996	(16-16) 1.000

*Minimum 10 Free Throw Attempts

Rebounds

BYU	Alan Taylor vs. San Diego State, 3/1/1980	23
Opp	Steve Trumbo vs. Air Force, 1/21/1982	23
Opp	Mike Sojourner, Utah, 2/16/1974	20
Opp	Mark Landsberger, Arizona State, 2/19/1977	20

Offensive Rebounds

BYU	Steve Schreiner vs. New Mexico, 1/12/1991	9
Opp	Kenneth Roberts vs. Fresno State, 1/13/1994	9
Opp	Eric Mika vs. Princeton, 11/14/2016	9
Opp	John Allen, Eastern Kentucky, 12/7/1990	8
Opp	Damon Crawford, Colorado State, 1/29/1994	8
Opp	Andy Smith, Weber State, 12/12/1995	8

Assists

BYU	Mike May vs. Niagara, 12/11/1976	16
Opp	Nyle Collinsworth vs. Portland, 02/25/2016	16
Opp	Eric Money, Arizona, 1/25/1974	13

Blocks

BYU	Shawn Bradley vs. Eastern Kentucky, 12/7/1990	14
Opp	Theo Ratliff, Wyoming, 2/6/1993	7
Opp	Joe Vogel, Colorado State, 1/20/1996	7

Steals

BYU	Mark Bigelow vs. Arizona, 11/28/1998	9
Opp	Ronn McMahon, Eastern Washington, 11/25/1989	8

TEAM RECORDS

Points Scored

BYU	Sacramento State, 2/25/1993	128
Opp	Southern Utah vs. South Alabama, 12/10/1984	140

Points Scored, First Half

BYU	Hofstra, 11/30/1983	66
Opp	Wake Forest, 12/30/1969	66
Opp	Arizona State, 2/12/1972	66

Points Scored, Second Half

BYU	North Texas, 12/12/1980	69
Opp	Southern Utah vs. South Alabama, 12/10/1994	79

Fewest Points Scored

BYU	Wyoming, 1/23/1982	25
Opp	Wyoming, 1/23/1982	27

Fewest Points Scored, First Half

BYU	Wyoming, 1/23/1982	12
Opp	Air Force, 2/3/2003	10
Opp	Mississippi Valley State, 11/23/2010	10

Fewest Points Scored, Second Half

BYU	Wyoming, 1/23/1982	13
Opp	Wyoming, 1/23/1982	15

Field Goals Made

BYU	Hofstra, 11/30/1983	50
Opp	Southern Utah vs. South Alabama, 12/10/1984	58

Field Goal Attempts

BYU	San Diego State, 1/8/1981	90
Opp	North Texas, 12/12/1980	102

Field Goal Percentage*

BYU	Saint Mary's, 12/10/1983	(39-53) .736
Opp	Georgetown vs. Oregon State, 3/19/1982	.744

3-Point Field Goals Made

BYU	UNLV, 2/3/2007	15
Opp	Longwood, 11/18/2011	15
Opp	vs. Eastern Kentucky, 11/29/2014	15
Opp	vs. Santa Clara, 01/31/2015	15
Opp	Arizona State, 12/11/1992	16

3-Point Field Goal Attempts

BYU	Loyola Marymount, 1/3/2008	33
Opp	Arizona State, 12/11/1992	51

3-Point Field Goal Percentage*

BYU	New Mexico, 1/26/2008	(13-16) .813
Opp	Wyoming, 3/5/2011	(9-14) .643

*Minimum 10 3-Point Field Goal Attempts

Free Throws Made

BYU	Weber State, 12/12/1997	40
Opp	UTEP, 3/	

MARRIOTT CENTER RECORDS

Fewest Free Throw Attempts

BYU	Niagara, 12/11/1976	3
Opp	UTEP, 2/15/1973	2

Free Throw Percentage

BYU	UNLV, 2/5/2011	(24-25) .960
Opp	Missouri State vs. Santa Clara, 12/18/1984	(15-15) 1.000

*Minimum 10 Free Throw Attempts

Rebounds

BYU	Utah Valley, 11/13/2015	68
Opp	UCLA vs. Weber State, 3/16/1972	76

Offensive Rebounds

BYU	Colorado State, 1/20/1996	21
Opp	Portland State, 12/12/2018	28

Assists

BYU	Colorado State, 2/26/1972	34
	Northeast Louisiana, 1/4/1975	34
	Wyoming, 1/15/1977	34
	San Diego State, 3/1/1980	34
Opp	Southern Utah vs. South Alabama, 12/10/1984	36

Blocked Shots

BYU	Eastern Kentucky, 12/7/1990	15
Opp	Wyoming, 1/18/2006	10

Steals

BYU	Southern Virginia, 11/19/2014	19
Opp	Arizona State, 12/17/1992	15

Turnovers

BYU	Pepperdine, 12/15/2007	29
Opp	New Mexico, 1/30/1976	32

Personal Fouls

BYU	Idaho State, 11/26/1976	36
Opp	North Texas, 12/12/1980	34
	Washington, 12/22/1984	34

Margin of Victory

BYU	Western Oregon, 12/22/2006	(102-40) 62
Opp	New Mexico, 2/27/1997	(48-90) 42

MISCELLANEOUS

Victories	17 in 2006-07
BYU	16 in 1987-88, 1989-90, 2001-02, 2007-08

*BYU's on-court home record in 2015-16 was 16-2. Those wins were vacated by the NCAA Committee on Infractions.

Losses

BYU	13 in 1996-97
-----	---------------

Fewest Losses

	0, 10 times, last in 2007-08
--	------------------------------

100-Point Games in a Season

BYU	5 in 1979-80
Opponent	2 in 2016-17

Total 100-Point Games

BYU	51
Opponent	9

Longest Winning Streak

Nov. 26, 2005 – Dec. 13, 2008	53 games
Feb. 19, 2000 – Jan. 16, 2003	44 games

CONFERENCE TOURNAMENT INDIVIDUAL GAME RECORDS

POINTS SCORED

Rk	Name vs. Opponent, Date	Pts
1	Jimmer Fredette vs. New Mexico, 03/11/2011	52
2	Jimmer Fredette vs. TCU, 03/11/2010	45
3	Keena Young at UNLV, 03/10/2007	34
4	Michael Smith vs. Hawaii, 03/10/1989	33
	Yoeli Childs vs. Saint Mary's, 03/05/2018	33
6	Terrell Lyday vs. Wyoming, 03/09/2001	32
7	Kenneth Roberts vs. Hawaii, 03/12/1994	30
	Mekeli Wesley vs. New Mexico, 03/10/2001	30
	Jimmer Fredette at UNLV, 03/12/2010	30
	Jimmer Fredette vs. San Diego State, 03/12/2011	30
	Tyler Haws vs. Santa Clara, 03/07/2015	30

FIELD GOALS MADE

Rk	Name vs. Opponent, Date	FG
1	Jimmer Fredette vs. New Mexico, 03/11/2011	22
2	Keena Young at UNLV, 03/10/2007	13
	Yoeli Childs vs. Saint Mary's, 03/05/2018	13
4	Michael Smith vs. Hawaii, 03/10/1989	12
	Russell Larson vs. Utah, 03/10/1994	12
	Kenneth Roberts vs. Hawaii, 03/12/1994	12

FIELD GOALS ATTEMPTED

Rk	Name vs. Opponent, Date	FGA
1	Jimmer Fredette vs. New Mexico, 03/11/2011	37
2	Michael Smith at New Mexico, 03/06/1987	25
	Jimmer Fredette vs. San Diego State, 03/12/2011	25
4	Michael Smith vs. Hawaii, 03/10/1989	23
	Jimmer Fredette vs. TCU, 03/11/2010	23

FIELD GOAL PERCENTAGE*

Rk	Name, Year	FG	FGA	Pct
1	Mekeli Wesley vs. New Mexico, 03/10/2001	11	12	.917
2	Russell Larson vs. Utah, 03/10/1994	12	14	.857
	Kenneth Roberts vs. Hawaii, 03/12/1994	12	14	.857
4	Trent Plaisted vs. Wyoming, 03/09/2007	10	13	.769
	Elijah Bryant vs. San Diego, 03/03/2018	10	13	.769

*Minimum 10 Field Goal Attempts

3-POINT FIELD GOALS MADE

Rk	Name vs. Opponent, Date	3FG
1	Jimmer Fredette vs. New Mexico, 03/11/2011	7
2	Chase Fischer vs. Portland, 03/09/2015	6
3	Michael Vranes vs. TCU, 03/02/1999	5
	Terrell Lyday vs. Air Force, 03/08/2001	5

*Nick Emery made 5 3-pointers vs. Gonzaga (03/07/2016). His statistics from 2015-17 were vacated by the NCAA Committee on Infractions.

3-POINT FIELD GOALS ATTEMPTED

Rk	Name vs. Opponent, Date	3FGA
1	Jimmer Fredette vs. New Mexico, 03/11/2011	14
2	Chase Fischer vs. Portland, 03/09/2015	12
3	Jimmer Fredette at UNLV, 03/12/2010	11
	Jimmer Fredette vs. TCU, 03/10/2011	11
	Chase Fischer vs. Gonzaga, 03/07/2016	11

*Nick Emery attempted 11 3-pointers vs. Gonzaga (03/07/2016). His statistics from 2015-17 were vacated by the NCAA Committee on Infractions.

3-POINT FIELD GOAL PERCENTAGE*

Rk	Name, Year	3FG	3FGA	Pct
1	Mekeli Wesley vs. Wyoming, 03/09/2001	4	5	.800
	Jackson Emery vs. TCU, 03/11/2010	4	5	.800
3	Michael Vranes vs. TCU, 03/02/1999	5	7	.714
	Terrell Lyday vs. Air Force, 03/08/2001	5	7	.714
5	Mark Heslop vs. Utah, 03/13/1992	4	6	.667

*Minimum 5 3-Point Field Goal Attempts

FREE THROWS MADE

Rk	Name vs. Opponent, Date	FT
1	Jimmer Fredette vs. TCU, 03/11/2010	23
2	Tyler Haws vs. San Francisco, 03/10/2014	14
3	Terrell Lyday vs. Wyoming, 03/09/2001	13
4	Jimmer Fredette at UNLV, 03/12/2010	12
5	Tyler Haws vs. Gonzaga, 03/11/2014	11
	Tyler Haws vs. Santa Clara, 03/07/2015	11

FREE THROWS ATTEMPTED

Rk	Name vs. Opponent, Date	FTA
1	Jimmer Fredette vs. TCU, 03/11/2010	24
2	Trent Plaisted vs. Wyoming, 03/09/2007	16
3	Terrell Lyday vs. Wyoming, 03/09/2001	14
	Tyler Haws vs. San Francisco, 03/10/2014	14
5	Jimmer Fredette at UNLV, 03/12/2010	12
	Tyler Haws vs. Santa Clara, 03/07/2015	12

FREE THROWS MADE, NO MISSES

Rk	Name vs. Opponent, Date	FT
1	Tyler Haws vs. San Francisco, 03/10/2014	14
2	Jimmer Fredette at UNLV, 03/12/2010	12
3	Tyler Haws vs. Gonzaga, 03/11/2014	11
4	Michael Smith vs. Hawaii, 03/10/1989	9
	Gary Trost vs. Hawaii, 03/08/1991	9
6	Lee Cummond vs. Air Force, 03/12/2009	8
	Anson Winder vs. Loyola Marymount, 03/08/2014	8
	Elijah Bryant vs. Saint Mary's, 03/05/2018	8

FREE THROW PERCENTAGE*

Rk	Name, Year	FG	FGA	Pct
1	Jimmer Fredette at UNLV, 03/12/2010	12	12	1.000
	Tyler Haws vs. San Francisco, 03/10/2014	14	14	1.000
	Tyler Haws vs. Gonzaga, 03/11/2014	11	11	1.000
4	Jimmer Fredette vs. TCU, 03/11/2010	23	24	.958
5	Terrell Lyday vs. Wyoming, 03/09/2001	13	14	.929
6	Tyler Haws vs. Santa Clara, 03/07/2015	11	12	.917
7	Michael Smith vs. Air Force, 03/05/1987	9	10	.900
	Kenneth Roberts vs. Fresno State, 03/11/1994	9	10	.900

*Minimum 10 Free Throw Attempts

REBOUNDS

Rk	Name vs. Opponent, Date	Reb
1	Kyle Collinsworth vs. Loyola Marymount, 03/08/2014	16
2	Rafael Araujo vs. Wyoming, 03/11/2004	14
	Kyle Collinsworth vs. Portland, 03/09/2015	14
4	Michael Smith at New Mexico, 03/06/1987	13
	Jim Usevitch vs. Hawaii, 03/10/1988	13
	Shawn Bradley vs. Colorado State, 03/07/1991	13
	Shawn Bradley vs. Utah, 03/09/1991	13
	Jared Miller vs. New Mexico, 03/12/1993	13
	Rafael Araujo vs. New Mexico, 03/13/2003	13
	Lee Cummond at UNLV, 03/10/2007	13

OFFENSIVE REBOUNDS

Rk	Name vs. Opponent, Date	OReb
1	Jared Miller vs. New Mexico, 03/12/1993	9
2	Lee Cummond at UNLV, 03/10/2007	8
3	Jim Usevitch vs. Hawaii, 03/10/1988	7
	Kenneth Roberts vs. Colorado State, 03/09/1995	7

ASSISTS

Rk	Name vs. Opponent, Date	Ast
1	Kyle Collinsworth vs. Portland, 03/09/2015	11
2	Austin Ainge at UNLV, 03/10/2007	10
3	Kevin Santiago vs. Hawaii, 03/10/1989	9
4	Marty Haws vs. Air Force, 03/05/1987	8
	Nathan Call vs. Hawaii, 03/08/1991	8
	Michael Vranes vs. TCU, 03/02/1999	8
	Brandon Davies vs. San Diego, 03/08/2013	8

MINUTES PLAYED

Rk	Name vs. Opponent, Date	Min
1	Marty Haws vs. Utah, 03/08/1990	45
2	Andy Toolson vs. Utah, 03/08/1990	43
	Scott Moon vs. Hawaii, 03/08/1991	43
	Nathan Call vs. Utah, 03/09/1991	43
5	Nathan Call vs. Hawaii, 03/08/1991	42
	Travis Hansen vs. Colorado State, 03/14/2003	42
	Kyle Collinsworth vs. San Francisco, 03/10/2014	42

BLOCKS

Rk	Name vs. Opponent, Date	Blk
1	Shawn Bradley vs. Colorado State, 03/07/1991	5
	Shawn Bradley vs. Utah, 03/09/1991	5
3	Tom Gnetting vs. New Mexico, 03/06/1986	4

STEALS

Rk	Name vs. Opponent, Date	Stl
1	Anson Winder vs. Loyola Marymount, 03/08/2014	6
2	Jackson Emery vs. New Mexico, 03/11/2011	5
3	Gary Trost vs. Hawaii, 03/11/1993	4
	Brock Zylstra vs. San Diego, 03/02/2012	4

NCAA TOURNAMENT INDIVIDUAL GAME RECORDS

POINTS SCORED

Rk	Name vs. Opponent, Date	Pts
1	Danny Ainge vs. UCLA, 03/14/1981	37
	Jimmer Fredette vs. Florida, 03/18/2010	37
3	Jimmer Fredette vs. Gonzaga, 03/19/2011	34
4	Tyler Haws vs. Ole Miss, 03/17/2015	33
5	Jimmer Fredette vs. Wofford, 03/17/2011	32
	Jimmer Fredette vs. Florida, 03/24/2011	32

FIELD GOALS MADE

Rk	Name vs. Opponent, Date	FG
1	Danny Ainge vs. UCLA, 03/14/1981	14
2	Jimmer Fredette vs. Florida, 03/18/2010	13
	Tyler Haws vs. Ole Miss, 03/17/2015	13
4	Joe Nelson vs. UCLA, 03/25/1950	12
5	Devin Durrant vs. Kentucky, 03/17/1984	11
	Jeff Chatman vs. New Orleans, 03/12/1987	11
	Michael Smith vs. Charlotte, 03/17/1988	11
	Jimmer Fredette vs. Gonzaga, 03/19/2011	11
	Jimmer Fredette vs. Florida, 03/24/2011	11

FIELD GOALS ATTEMPTED

Rk	Name vs. Opponent, Date	FGA
1	Jimmer Fredette vs. Florida, 03/24/2011	29
2	Jimmer Fredette vs. Florida, 03/18/2010	26
3	Michael Smith vs. New Orleans, 03/12/1987	25
	Jimmer Fredette vs. Wofford, 03/17/2011	25
	Joe Nelson vs. UCLA, 03/25/1950	25

FIELD GOAL PERCENTAGE*

Rk	Name, Year	FG	FGA	Pct
1	Doug Richards vs. Long Beach State, 03/11/1972	9	10	.900
2	Alan Taylor vs. Clemson, 03/08/1980	10	12	.833
3	Russell Larson vs. SMU, 03/18/1993	9	11	.818
4	Steve Kramer vs. Oklahoma City, 03/14/1965	8	11	.727
5	Noah Hartsock vs. Iona, 03/13/2012	10	14	.714

3-POINT FIELD GOALS MADE

Rk	Name vs. Opponent, Date	3FG
1	Jimmer Fredette vs. Gonzaga, 03/19/2011	7
2	Nick Sanderson vs. Kansas, 03/20/1993	6
	Chase Fischer vs. Ole Miss, 03/17/2015	6
4	Nick Sanderson vs. Louisiana State, 03/19/1992	5
	Mike Rose vs. Xavier, 03/15/2007	5
	Tyler Haws vs. Ole Miss, 03/17/2015	5

3-POINT FIELD GOALS ATTEMPTED

Rk	Name vs. Opponent, Date	3FGA
1	Nick Sanderson vs. Kansas, 03/20/1993	15
	Jimmer Fredette vs. Florida, 03/24/2011	15
3	Nick Sanderson vs. Louisiana State, 03/19/1992	13
4	Jimmer Fredette vs. Gonzaga, 03/19/2011	12
	Chase Fischer vs. Ole Miss, 03/17/2015	12

3-POINT FIELD GOAL PERCENTAGE*

Rk	Name, Year	3FG	3FGA	Pct
1	Mike Rose vs. Xavier, 03/15/2007	5	6	.833
2	Andy Toolson vs. Louisville, 03/19/1988	3	5	.600
	Mark Heslop vs. Louisiana State, 03/19/1992	3	5	.600
	Michael Loyd Jr. vs. Florida, 03/18/2010	3	5	.600
	Craig Cusick vs. Marquette, 03/15/2012	3	5	.600

*Minimum 5 3-Point Field Goal Attempts

FREE THROWS MADE

Rk	Name vs. Opponent, Date	FT
1	Bernie Fryer at Utah State, 03/13/1971	13
2	Eric Mika vs. Oregon, 03/20/2014	11
3	John Benson vs. Idaho State, 03/16/1957	10
	Kresimir Cosic at Utah State, 03/13/1971	10
	Jimmer Fredette vs. Kansas State, 03/20/2010	10
	Jimmer Fredette vs. Wofford, 03/17/2011	10

FREE THROWS ATTEMPTED

Rk	Name vs. Opponent, Date	FTA
1	Eric Mika vs. Oregon, 03/20/2014	16
2	Bernie Fryer at Utah State, 03/13/1971	15
3	Harry Anderson vs. Idaho State, 03/16/1957	13
4	John Benson vs. Idaho State, 03/16/1957	12
	John Fairchild vs. Oklahoma City, 03/14/1965	12
	Kresimir Cosic at Utah State, 03/13/1971	12
	Jimmer Fredette vs. Wofford, 03/17/2011	12

FREE THROW PERCENTAGE*

Rk	Name, Year	FT	FTA	Pct
1	Jimmer Fredette vs. Kansas State, 03/20/2010	10	11	.909
2	Danny Ainge vs. UCLA, 03/14/1981	9	10	.900
	Jim Usevitch vs. Louisville, 03/19/1988	9	10	.900
	Michael Loyd Jr. vs. Florida, 03/18/2010	9	10	.900

*Minimum 10 Free Throw Attempts

REBOUNDS

Rk	Name vs. Opponent, Date	Reb
1	Kresimir Cosic vs. UCLA, 03/18/1971	23
2	John Fairchild vs. Oklahoma City, 03/14/1965	21
3	Michael Smith vs. New Orleans, 03/12/1987	15
	Kyle Collingsworth vs. Florida, 03/24/2011	15
	Brandon Davies vs. Iona, 03/13/2012	15

OFFENSIVE REBOUNDS

Rk	Name vs. Opponent, Date	OReb
1	Michael Smith vs. New Orleans, 03/12/1987	7
2	Greg Kite vs. UCLA, 03/14/1981	5
	Mark Heslop vs. Louisiana State, 03/19/1992	5
	Jake Shoff vs. Syracuse, 03/18/2004	5

ASSISTS

Rk	Name vs. Opponent, Date	Ast
1	Kyle Collingsworth vs. Ole Miss, 03/17/2015	10
2	Luiz Lemes vs. Syracuse, 03/18/2004	9
3	Randy Reid vs. SMU, 03/18/1993	8
	Gary Trost vs. Kansas, 03/20/1993	8
	Craig Cusick vs. Iona, 03/13/2012	8

MINUTES PLAYED


Rk	Name vs. Opponent, Date	Min
1	Jimmer Fredette vs. Florida, 03/18/2010	46
2	Jimmer Fredette vs. Florida, 03/24/2011	44
3	Michael Smith vs. Charlotte, 03/17/1988	42
	Noah Hartsock vs. Florida, 03/24/2011	42

BLOCKS


Rk	Name vs. Opponent, Date	Blk
1	Shawn Bradley vs. Virginia, 03/14/1991	10
2	Greg Kite vs. UCLA, 03/14/1981	4
3	Devin Durrant at UAB, 03/15/1984	3

STEALS


Rk	Name vs. Opponent, Date	Stl
1	Scott Sinek at UAB, 03/15/1984	5
	Robbie Reid vs. Tulane, 03/16/1995	5
3	Nathan Call vs. Louisiana State, 03/19/1992	4
	Jimmer Fredette vs. Texas A&M, 03/20/2009	4
	Michael Loyd Jr. vs. Florida, 03/18/2010	4
	Kyle Collingsworth vs. Wofford, 03/17/2011	4



Kresimir Cosic



Danny Ainge



Shawn Bradley

NIT INDIVIDUAL GAME RECORDS

POINTS SCORED

Rk	Name vs. Opponent, Date	Pts
1	Tyler Haws vs. Washington, 03/19/2013	37
2	Eric Mika vs. UT Arlington, 03/15/2017	29
3	Roland Minson vs. Saint Louis, 03/12/1951	28
	Elijah Bryant at Stanford, 03/14/2018	28
5	Dick Nemelka vs. Temple, 03/14/1966	27
	Chase Fischer vs. UAB, 03/16/2016	27

FIELD GOALS MADE

Rk	Name vs. Opponent, Date	FG
1	Tyler Haws vs. Washington, 03/19/2013	15
2	Roland Minson vs. Saint Louis, 03/12/1951	13
3	Roland Minson vs. Seton Hall, 03/15/1951	11
	Roland Minson vs. Dayton, 03/17/1951	11
	Tyler Haws at Southern Miss, 03/27/2013	11
	Elijah Bryant at Stanford, 03/14/2018	11

FIELD GOALS ATTEMPTED

Rk	Name vs. Opponent, Date	FGA
1	Joe Richey vs. Niagara, 03/09/1953	31
2	Tyler Haws vs. Washington, 03/19/2013	24
3	Tyler Haws at Southern Miss, 03/27/2013	22
4	Steve Kramer vs. NYU, 03/19/1966	20
	Matt Carlino vs. Baylor, 04/02/2013	20
	Chase Fischer vs. UAB, 03/16/2016	20
	Chase Fischer vs. Virginia Tech, 03/18/2016	20
	Elijah Bryant at Stanford, 03/14/2018	20

FIELD GOAL PERCENTAGE*

Rk	Name, Year	FG	FGA	Pct
1	Russell Larson vs. Arizona State, 03/17/1994	9	11	.818
2	Craig Raymond vs. NYU, 03/19/1966	10	14	.714
3	Richie Webb vs. SMU, 03/13/1986	7	10	.700
	Mekeli Wesley vs. Southern Illinois, 03/20/2000	7	10	.700
5	Gary Hill vs. NYU, 03/19/1966	9	14	.643

*Minimum 10 Field Goal Attempts

3-POINT FIELD GOALS MADE

Rk	Name vs. Opponent, Date	3FG
1	Chase Fischer vs. UAB, 03/16/2016	7
2	Terrrell Lyday vs. Bowling Green, 03/15/2000	5
	Matt Carlino vs. Mercer, 03/25/2013	5
	Brook Zylstra at Southern Miss, 03/27/2013	5
	Matt Carlino vs. Baylor, 04/02/2013	5
	Zac Seljaas vs. Creighton, 03/22/2016	5
7	Daniel Bobik at Memphis, 03/20/2002	4
	Matt Carlino vs. Washington, 03/19/2013	4
	Brook Zylstra vs. Mercer, 03/25/2013	4
	Matt Carlino at Southern Miss, 03/27/2013	4
	Chase Fischer vs. Virginia Tech, 03/18/2016	4

*Nick Emery made four 3-pointers vs. UT Arlington (03/15/2017). His statistics from 2015-17 were vacated by the NCAA Committee on Infractions.

3-POINT FIELD GOALS ATTEMPTED

Rk	Name vs. Opponent, Date	3FGA
1	Chase Fischer vs. UAB, 03/16/2016	16
2	Matt Carlino vs. Baylor, 04/02/2013	14
3	Matt Carlino at Southern Miss, 03/27/2013	11
	Terrrell Lyday at Notre Dame, 03/22/2000	11
5	Matt Carlino vs. Mercer, 03/25/2013	10
6	Brook Zylstra at Southern Miss, 03/27/2013	9
	Chase Fischer vs. Virginia Tech, 03/18/2016	9
	Nick Emery vs. UT Arlington, 03/15/2017	9

3-POINT FIELD GOAL PERCENTAGE*

Rk	Name, Year	3FG	3FGA	Pct
1	Terrrell Lyday vs. Bowling Green, 03/15/2000	5	6	.833
	Zac Seljaas vs. Creighton, 03/22/2016	5	6	.833
3	Michael Vranes vs. Southern Illinois, 03/20/2000	3	5	.600
	Mark Bigelow at Memphis, 03/20/2002	3	5	.600
	TJ Haws, 03/15/2016	3	5	.600
6	Brook Zylstra at Southern Miss, 03/27/2013	5	9	.556
7	Mark Bigelow vs. UC Irvine, 03/14/2002	3	6	.500
	Matt Carlino vs. Washington, 03/19/2013	4	8	.500
	Matt Carlino vs. Mercer, 03/25/2013	5	10	.500
	Brook Zylstra vs. Mercer, 03/25/2013	4	8	.500
	Elijah Bryant at Stanford, 03/14/2018	3	6	.500

*Minimum 5 3-Point Field Goal Attempts

*Nick Emery shot .500 (3/6) from 3 vs. UAB (03/16/2016). His statistics from 2015-17 were vacated by the NCAA Committee on Infractions.

FREE THROWS MADE

Rk	Name vs. Opponent, Date	FT
1	Eric Mika, 03/15/2017	13
2	Fred Roberts vs. Washington, 03/10/1982	12
3	Brandon Davies vs. Mercer, 03/25/2013	10
	Kyle Collinsworth vs. Virginia Tech, 03/18/2016	10
5	Steve Kramer vs. Temple, 03/14/1966	8
	Tom Gneiting vs. SMU, 03/13/1986	8

FREE THROWS ATTEMPTED

Rk	Name vs. Opponent, Date	FTA
1	Eric Mika, 03/15/2017	16
2	Kyle Collinsworth vs. Virginia Tech, 03/18/2016	13
3	Fred Roberts vs. Washington, 03/10/1982	12
4	Brandon Davies vs. Mercer, 03/25/2013	11
5	Jeff Chatman vs. SMU, 03/13/1986	10
	Tom Gneiting vs. SMU, 03/13/1986	10
	Trent Plaisted at Houston, 03/15/2006	10

FREE THROW PERCENTAGE*

Rk	Name, Year	FT	FTA	Pct
1	Fred Roberts vs. Washington, 03/10/1982	12	12	1.000
2	Brandon Davies vs. Mercer, 03/25/2013	10	11	.909
3	Eric Mika vs. UT Arlington, 03/15/2017	13	16	.813
4	Tom Gneiting vs. SMU, 03/13/1986	8	10	.800

*Minimum 10 Free Throw Attempts

REBOUNDS

Rk	Name vs. Opponent, Date	Reb
1	Craig Raymond vs. NYU, 03/19/1966	18
2	Steve Kramer vs. NYU, 03/19/1966	16
3	Steve Kramer vs. Army, 03/17/1966	14
4	Tom Gneiting vs. UC Irvine, 03/18/1986	13
	Trent Plaisted at Houston, 03/15/2006	13
	Brandon Davies at Southern Miss, 03/27/2013	13

OFFENSIVE REBOUNDS

Rk	Name vs. Opponent, Date	OReb
1	Nate Austin vs. Baylor, 04/02/2013	7
2	Nate Austin vs. Mercer, 03/25/2013	5
	Brandon Davies vs. Mercer, 03/25/2013	5
4	Brandon Davies at Southern Miss, 03/27/2013	4
	Corbin Kaufusi vs. Valparaiso, 03/29/2016	4
	Eric Mika vs. UT Arlington, 03/15/2017	4
	Steven Beo vs. UT Arlington, 03/15/2017	4

ASSISTS

Rk	Name vs. Opponent, Date	Ast
1	Matt Montague vs. UC Irvine, 03/14/2002	12
	Kyle Collinsworth vs. UAB, 03/16/2016	12
3	Matt Montague vs. Southern Illinois, 03/20/2000	10
	Kyle Collinsworth vs. Virginia Tech, 03/18/2016	10
5	Matt Carlino vs. Washington, 03/19/2013	9
	Matt Carlino vs. Mercer, 03/25/2013	9
	Matt Carlino at Southern Miss, 03/27/2013	9

MINUTES PLAYED

Rk	Name vs. Opponent, Date	Min
1	Steve Trumbo vs. Washington, 03/10/1982	40
	Bob Capener vs. SMU, 03/13/1986	40
	Tom Gneiting vs. SMU, 03/13/1986	40
	Richie Webb vs. SMU, 03/13/1986	40


BLOCKS

Rk	Name vs. Opponent, Date	Blk
1	Greg Kite vs. Washington, 03/10/1982	4
	Trent Plaisted at Houston, 03/15/2006	4
3	Kenneth Roberts vs. Arizona State, 03/17/1994	3
	Nate Austin vs. Washington, 03/19/2013	3
	Nate Austin vs. Virginia Tech, 03/18/2016	3
	Corbin Kaufusi vs. Creighton, 03/22/2016	3
	Zac Seljaas vs. Valparaiso, 03/29/2016	3


STEALS

Rk	Name vs. Opponent, Date	Stl
1	Richie Webb vs. SMU, 03/13/1986	5
	Kyle Collinsworth vs. Valparaiso, 03/29/2016	5
3	Mark Bigelow at Memphis, 03/20/2002	4
4	Alan Pollard vs. UC Irvine, 03/18/1986	3
	David Nielsen vs. Bowling Green, 03/15/2000	3
	Michael Vranes vs. Southern Illinois, 03/20/2000	3
	Travis Hansen vs. UC Irvine, 03/14/2002	3
	Travis Hansen at Memphis, 03/20/2002	3
	Zac Seljaas vs. UAB, 03/16/2016	3
	Chase Fischer vs. Creighton, 03/22/2016	3


*Nick Emery had 4 steals vs. Valparaiso (03/29/2016). His statistics from 2015-17 were vacated by the NCAA Committee on Infractions.



Craig Raymond



Matt Montague



Travis Hansen

ALL-TIME PLAYER CAREER STATISTICS

Name	Yrs	G	Min	FG	FGA	Pct	3FG	FGA	Pct	FT	FTA	Pct	Off	Def	Reb	Avg	PF	A	TO	Blk	Stl	Pts	PPG	
Abeeglen, Ron	1958-60	23	—	46	109	.422	—	—	—	36	52	.692	—	—	47	2.0	42	—	—	—	—	128	5.6	
Abou, Charles	2008-12	141	2527	302	697	.433	86	244	.352	222	306	.725	177	392	569	4.0	264	164	151	32	96	912	6.5	
Ahlborn, Jarko	1995-98	41	246	21	58	.362	0	0	.000	12	24	.500	24	40	16	4.7	3	24	7	4	54	13.1		
Ainge, Austin	2003-07	101	2185	222	509	.436	113	281	.402	111	148	.750	24	214	238	2.4	139	355	227	4	75	668	6.6	
Ainge, Cooper	2015-16	1	4	0	1	.000	0	1	.000	0	0	.000	0	0	0	0.0	1	0	0	0	0	0	0.0	
Ainge, Danny	1977-81	118	4259	987	1875	.526	—	—	—	493	604	.816	—	—	541	4.6	393	539	379	21	195	2467	20.9	
Ainge, Doug	1973-74	12	—	6	27	.222	—	—	—	2	4	.500	—	—	9	0.8	11	—	—	—	—	14	1.2	
Alleman, Von	1981-83	11	28	2	3	.667	—	—	—	2	2	1.000	—	—	9	0.8	4	0	1	1	4	6	0.5	
Allen, Gary	1972-73	2	—	1	2	.500	—	—	—	0	0	.000	—	—	5	2.5	0	—	—	—	—	2	1.0	
Allen, John	99-00, 02-03	43	286	32	66	.485	12	24	.500	25	31	.806	9	44	53	1.2	54	11	16	1	3	101	2.3	
Alstrom, John	1961-63	30	—	14	59	.237	—	—	—	14	25	.560	—	—	53	1.8	23	—	—	—	—	42	1.4	
Ambrosino, Agustín	2012-13	31	191	20	52	.385	11	34	.324	5	10	.500	10	33	43	1.4	23	8	13	2	3	56	1.8	
Ambrozich, Brian	1971-73	51	—	173	374	.463	—	—	—	76	114	.667	—	—	404	7.9	83	—	—	—	—	422	8.3	
Anderson, Belmont	1971-74	76	—	333	708	.470	—	—	—	199	264	.754	—	—	313	4.1	175	—	—	—	—	865	11.4	
Anderson, Blaine	1953-56	66	—	114	332	.343	—	—	—	114	180	.633	—	—	312	4.7	114	—	—	—	—	342	5.2	
Anderson, David	1996-97	22	154	12	24	.500	0	1	.000	10	50	1.0	13	23	1.0	18	1	5	9	0	29	1.3		
Anderson, Greg	1976-78	37	353	46	131	.351	—	—	—	45	55	.818	—	—	28	0.8	54	36	16	0	3	137	3.7	
Anderson, Harry	1954-57	53	—	106	364	.291	—	—	—	138	212	.651	—	—	188	3.5	101	—	—	—	—	350	6.6	
Anderson, Jack	1955-57	21	—	15	42	.357	—	—	—	7	17	.412	—	—	27	1.3	23	—	—	—	—	37	1.8	
Anderson, James	2008-11	87	547	57	123	.463	0	0	.000	23	59	.390	47	65	112	1.3	138	14	18	38	13	137	1.6	
Anderson, Steve	1977-80	37	214	42	100	.420	—	—	—	27	34	.794	—	—	55	1.5	32	18	23	0	7	111	3.0	
Andrus, Lou	1962-63	11	—	9	28	.321	—	—	—	5	8	.625	—	—	35	3.2	26	—	—	—	—	23	2.1	
Andrus, Ryan	2014-15	21	157	12	22	.545	3	8	.375	13	18	.722	12	16	28	1.3	24	3	5	2	4	40	1.9	
Andrus, Steve	1988-90	25	108	8	16	.500	0	0	.000	3	13	.231	—	—	30	1.2	21	3	9	2	2	19	0.8	
Applegate, Brett	1982-84	60	1993	313	675	.464	—	—	—	179	255	.702	—	—	566	9.4	143	103	142	23	74	805	13.4	
Araujo, Rafael	2002-04	62	1697	366	646	.567	11	41	.268	192	278	.691	178	411	589	9.5	212	75	181	40	88	935	15.1	
Archibald, Lance	1995-99	64	725	71	225	.316	40	154	.260	44	61	.721	26	43	69	1.1	83	35	52	6	25	226	3.5	
Ashby, Stan	1961-62	7	—	2	6	.333	—	—	—	1	4	.250	—	—	5	0.7	6	—	—	—	—	5	0.7	
Astie, Alan	83-84, 86-89	50	347	27	45	.600	1	4	.250	19	28	.679	—	—	54	1.1	46	21	19	4	9	74	1.5	
Astie, David	1989-93	54	313	21	46	.457	0	1	.000	30	41	.732	15	30	68	1.3	51	14	28	6	3	72	1.3	
Austin, Nate	2011-16	153	2780	205	388	.528	13	48	.271	106	178	.596	289	503	792	5.2	425	100	100	89	77	529	3.5	
Aytes, Jamal	2015-17	50	349	51	93	.548	0	0	.000	25	42	.595	25	43	68	1.4	57	9	28	4	1	127	2.5	
Bailey, Dave	1970-72	34	—	8	36	.222	—	—	—	9	18	.500	—	—	18	0.5	19	—	—	—	—	25	0.7	
Baker, Clyde	1969-71	17	—	7	19	.368	—	—	—	3	4	.750	—	—	12	0.7	8	—	—	—	—	17	1.0	
Balderson, Jimmy	01-02, 04-07	115	2145	286	651	.439	109	294	.371	169	244	.693	84	213	297	2.6	206	131	143	9	85	850	7.4	
Ballf, Greg	77-78, 79-82	106	1798	256	547	.468	—	—	—	92	123	.748	—	—	128	1.2	172	168	116	12	49	604	5.7	
Barber, Dave	1959-60	12	—	3	17	.176	—	—	—	10	18	.556	—	—	14	1.2	13	—	—	—	—	16	1.3	
Baron, Bruce	1967-69	22	—	12	29	.414	—	—	—	18	23	.783	—	—	23	1.0	9	—	—	—	—	42	1.9	
Bartholomew, John	1980-81	3	5	0	2	.000	—	—	—	0	0	.000	—	—	1	0.3	3	0	0	0	0	0	0.0	
Barthey IV, Frank	2013-15	67	677	68	182	.374	19	60	.317	59	106	.557	31	100	131	2.0	49	64	36	17	28	214	3.2	
Batchelor, Gary	1960-63	74	—	182	431	.422	—	—	—	251	304	.826	—	—	172	2.3	190	—	—	—	—	615	8.3	
Baxter, Gavin	2018-19	30	441	59	91	.648	2	6	.333	20	39	.513	32	60	92	3.1	57	7	14	33	5	140	4.7	
Baxter, Kurt	1985-86	2	1	1	1	1.000	—	—	—	0	0	.000	—	—	0	0.0	0	0	0	0	0	2	1.0	
Beam, Ivan	1947-50	79	—	50	—	—	—	—	—	21	32	.656	—	—	—	—	67	—	—	—	—	185	2.3	
Bell, Ron	1959-60	22	—	43	119	.361	—	—	—	29	41	.707	—	—	102	4.6	40	—	—	—	—	115	5.2	
Benson, John	1954-57	78	—	325	836	.389	—	—	—	314	416	.755	—	—	803	10.3	223	—	—	—	—	964	12.4	
Beo, Steven	2016-17	31	356	25	65	.385	9	31	.290	9	21	.429	9	31	40	1.3	36	27	16	0	11	68	2.2	
Bergersen, Ryan	2017-19	50	289	30	69	.435	12	37	.324	24	37	.649	1	34	35	0.7	30	16	12	5	6	96	1.9	
Berges, Grant	1994-97	69	738	97	245	.396	29	93	.312	28	61	.459	47	66	113	1.6	50	40	55	2	14	251	3.6	
Berning, Mike	1973-74	9	—	2	7	.286	—	—	—	6	6	1.000	—	—	1	0.1	5	—	—	—	—	10	1.1	
Berrett, Frank	1958-60	36	—	32	110	.291	—	—	—	31	54	.574	—	—	97	2.7	48	—	—	—	—	95	2.6	
Berrett, Sherrill	1958-59	10	—	6	18	.333	—	—	—	4	8	.500	—	—	6	0.6	5	—	—	—	—	16	1.6	
Bevell, Roland	1959-61	17	—	12	40	.300	—	—	—	14	25	.560	—	—	7	0.4	21	—	—	—	—	38	2.2	
Bigelow, Mark	98-99, 01-04	120	3842	544	1250	.435	213	559	.381	414	513	.807	103	385	488	4.1	272	260	244	49	116	1715	14.3	
Blumenthal, Bill	1961-64	50	—	65	159	.409	—	—	—	60	99	.606	—	—	157	3.1	88	—	—	—	—	190	3.8	
Bobik, Daniel	2000-02	58	839	92	212	.434	43	119	.361	75	93	.806	13	92	105	1.8	84	60	77	8	40	302	5.2	
Bower, Danny	1997-99	50	880	107	288	.372	77	211	.365	88	113	.779	29	56	85	1.7	86	46	56	0	26	379	7.6	
Bower, Ricky	2002-03	32	562	44	99	.444	29	66	.439	49	56	.875	7	38	45	1.4	46	43	28	3	17	166	5.2	
Bradley, Shawn	1990-91	34	984	187	361	.518	1	1	1.000	128	185	.692	79	183	262	7.7	109	41	77	177	23	503	14.8	
Briggs, Paul	1988-90	12	26	5	9	.556	0	3	.000	3	8	.375	—	—	3	0.3	1	5	3	0	1	13	1.1	
Brinley, Eldon	1927-31	—	—	—	—	—	—	—	—	—	—	—	—	—	—	—	—	—	—	—	—	—	1195	—
Broadus, Rashawn	2005-07	43	1110	120	317	.379	48	143	.336	57	91	.626	15	93	108	2.5	82	137	105	1	45	345	8.0	
Brown, Kajan	2017-18	9	39	2	4	.500	0	1	.000	3	5	.600	1	0	1	0.1	8	1	4	0	2	7	0.8	
Brown, Tony	1996-97	9	33	2	12	.167	0	4	.000	5	5	1.000	3	6	9	1.0	7	0	3	0	2	9	1.0	
Bryan, Vince	1987-88	6	13	2	3	.667	0	0	.000	2	2	1.000	—	—	4	0.7	3	0	0	0	0	6	1.0	
Bryant, Elijah	2016-18	57	1745	274	584	.469	107	289	.370	222	263	.844	30	265	295	5.2	131	130	112	27	65	877	15.4	
Bunker, Jay	1970-73	75	—	143	278	.514	—	—	—	76	127	.598	—	—	244	3.3	149	—	—	—	—	362	4.8	

ALL-TIME PLAYER CAREER STATISTICS

Chatman, Jordan	2015-16	36	359	35	92	380	18	53	340	7	10	.700	3	32	35	1.0	36	27	20	5	4	95	2.6	
Cheesman, Jay	1973-77	103	1587	558	1152	484	—	—	—	292	401	.728	—	—	712	6.9	331	78	—	—	—	1408	13.7	
Cheesman, Larry	1976-78	10	28	5	18	278	—	—	—	0	1	1.000	—	—	12	1.2	8	5	0	0	0	10	1.0	
Childs, Yoeli	2016-19	100	3111	626	1186	528	47	149	315	310	473	.655	198	684	882	8.8	243	184	221	142	80	1609	16.1	
Chrisman, Jake	2000-01	30	277	29	52	558	0	2	.000	24	36	.667	20	34	54	1.8	45	15	31	3	5	82	2.7	
Christensen, Craig	75-76, 78-82	45	359	48	108	444	—	—	—	15	34	.441	—	—	30	0.7	22	22	27	4	6	111	2.5	
Christensen, Harold	1950-53	91	—	272	932	292	—	—	—	159	235	.677	—	—	398	4.4	217	—	—	—	—	703	7.7	
Christensen, Kurt	1991-94	68	996	95	175	543	11	41	268	91	116	.784	20	58	78	1.1	117	82	66	2	40	292	4.3	
Christensen, Todd	95-96, 99-00	88	1587	170	395	430	104	264	394	65	88	.739	12	97	109	1.2	142	114	103	7	50	509	5.8	
Clark, Randy	1947-49	79	—	84	—	—	—	—	—	44	61	.721	—	—	—	—	56	—	—	—	—	626	7.9	
Clausen, Mark	1987-88	3	7	1	3	.333	0	0	.000	0	0	.000	—	—	2	0.7	1	0	1	0	0	2	0.7	
Clawson, Greg	1972-75	78	—	166	385	431	—	—	—	42	59	.712	—	—	107	1.4	82	—	—	—	—	374	4.8	
Cochran, Robert	1984-86	18	60	6	10	.600	—	—	—	7	17	.412	—	—	12	0.7	15	3	5	1	4	19	1.1	
Collins, Dave	1983-84	2	5	0	1	.000	—	—	—	0	0	.000	—	—	0	0.0	1	0	1	0	0	0	0.0	
Collinsworth, Chris	07-08, 10-12	46	716	58	153	379	7	42	167	42	78	.538	63	157	220	4.8	72	32	43	15	13	165	3.6	
Collinsworth, Kyle	10-11, 13-16	140	4330	617	1293	477	30	107	280	443	690	.642	307	740	1047	7.5	302	703	367	62	229	1707	12.2	
Congdon, Jeff	1963-66	69	—	248	560	443	—	—	—	115	164	.701	—	—	169	2.4	135	—	—	—	—	611	8.9	
Cooper, Nathan	95-96, 98-01	122	2662	251	554	453	62	172	360	233	307	.759	172	313	485	4.0	302	208	190	13	76	797	6.5	
Cosic, Kresimir	1970-73	79	—	566	1162	487	—	—	—	381	484	.787	—	—	919	11.6	218	—	—	—	—	1513	19.2	
Cottle, Wayne	1949-50	8	—	5	11	.455	—	—	—	1	3	.333	—	—	—	—	7	—	—	—	—	11	1.4	
Craig, Robert	1948-51	76	—	74	271	273	—	—	—	73	127	.575	—	—	33	0.4	120	—	—	—	—	221	2.9	
Craig, Steve	75-76, 78-81	112	2560	315	692	455	—	—	—	171	230	.743	—	—	279	2.5	281	329	161	4	76	801	7.2	
Crandall, Gary	1957-58	8	—	6	19	.316	—	—	—	6	9	.667	—	—	14	1.8	18	—	—	—	—	18	2.3	
Cravens, Jack	1956-58	21	—	17	44	.386	—	—	—	8	17	.471	—	—	31	1.5	21	—	—	—	—	42	2.0	
Crow, Bill	1961-62	5	—	3	7	.429	—	—	—	4	6	.667	—	—	2	0.4	—	—	—	—	—	10	2.0	
Crow, Todd	1989-90	29	563	60	133	.451	0	1	.000	57	92	.620	—	—	111	3.8	68	25	39	8	15	177	6.1	
Crowley, Larry	1959-60	12	—	11	36	.306	—	—	—	5	6	.833	—	—	9	0.8	14	—	—	—	—	27	2.3	
Crump, Sherman	1951-54	59	—	92	328	280	—	—	—	106	148	.716	—	—	197	3.3	126	—	—	—	—	290	4.9	
Cuff, Ryan	1992-93	33	427	34	88	.386	20	42	476	33	43	.767	8	47	55	1.7	40	86	72	2	28	121	3.7	
Cummand, Lee	2005-09	131	3602	561	1049	535	153	355	431	294	349	.842	202	484	686	5.2	336	372	213	106	129	1569	12.0	
Cusick, Craig	2011-13	71	1277	78	207	.377	51	130	.392	40	61	.656	14	120	134	1.9	100	148	55	0	58	247	3.5	
Dahlman, Jerry	1962-63	17	—	56	154	.364	—	—	—	60	86	.698	—	—	23	1.4	26	—	—	—	—	172	10.1	
Dastrup, Payton	2016-18	55	334	47	99	.475	15	41	.366	16	24	.667	17	71	88	1.6	43	19	26	18	11	125	2.3	
Davidson, Kirk	1989-90	3	9	2	3	.667	0	0	.000	3	8	.375	—	—	3	1.0	2	0	1	0	0	7	2.3	
Davis, Brandon	2009-13	135	3251	609	1166	522	6	18	.333	456	691	.660	246	594	840	6.2	606	213	283	123	132	1680	12.4	
Davis, Bob	1967-70	44	—	30	101	.297	—	—	—	31	44	.705	—	—	73	1.7	29	—	—	—	—	91	2.1	
Davis, Charley	1959-60	8	—	9	29	.310	—	—	—	5	11	.455	—	—	13	1.6	17	—	—	—	—	23	2.9	
Davis, Don	1951-52	4	—	2	7	.286	—	—	—	0	2	.000	—	—	3	0.8	7	—	—	—	—	4	1.0	
Davis, Kyle	2015-17	47	1186	211	382	.552	7	15	.467	98	159	.616	93	223	316	6.7	117	55	87	59	31	527	11.2	
Dawes, Derrick	00-01, 04-06	71	821	73	176	.415	0	0	.000	83	121	.686	80	130	210	3.0	111	17	60	42	12	229	3.2	
DeLaittre, Larry	1969-70	24	—	25	66	.379	—	—	—	24	32	.750	—	—	81	3.4	28	—	—	—	—	74	3.1	
Delgado, Raul	2012-13	26	171	18	52	.346	8	31	.258	4	5	.800	6	18	24	0.9	28	12	8	3	9	48	1.8	
Denzer, Den	1963-64	6	—	1	8	.125	—	—	—	0	1	.000	—	—	5	0.8	5	—	—	—	—	2	0.3	
Dignan, Brian	1997-99	55	1201	47	123	.382	14	61	.230	64	79	.810	20	61	81	1.5	129	157	120	1	49	172	3.1	
Dowling, Chris	1968-69	1	—	1	1	1.000	—	—	—	0	0	.000	—	—	0	0.0	2	—	—	—	—	2	2.0	
Drecksel, Paul	1982-84	6	14	3	7	.429	—	—	—	3	4	.750	—	—	2	0.3	2	2	1	0	1	9	1.5	
Dresser, Jon	1966-69	45	—	37	80	.463	—	—	—	17	29	.586	—	—	40	0.9	43	—	—	—	—	91	2.0	
Dresser, Mike	2003-04	5	12	2	3	.667	0	0	.000	1	2	.500	0	1	1	0.2	0	1	0	0	1	5	1.0	
Dunn, Loren	1951-53	27	—	16	67	.239	—	—	—	33	59	.559	—	—	55	2.0	42	—	—	—	—	65	2.4	
Durrant, Devin	78-80, 82-84	117	3949	832	1527	.545	—	—	—	621	820	.757	—	—	643	5.5	326	268	339	50	77	2285	19.5	
Durrant, Kent	1948-49	13	—	40	—	—	—	—	—	13	22	.591	—	—	—	—	29	—	—	—	—	93	7.2	
Durrant, Mark	89-90, 92-95	128	2758	231	458	.504	14	51	.275	211	288	.733	150	246	526	4.1	374	258	229	23	87	687	5.4	
Eakins, Jim	1965-68	71	—	260	494	.526	—	—	—	184	265	.694	—	—	560	7.9	207	—	—	—	—	704	9.9	
Earnest, Gary	1958-61	77	—	422	1114	.379	—	—	—	264	352	.750	—	—	235	3.1	233	—	—	—	—	1108	14.4	
Eastis, Dave	1958-61	69	—	372	864	.431	—	—	—	271	385	.704	—	—	597	8.7	198	—	—	—	—	1015	14.7	
Eaton, Valoy	1957-60	59	—	115	290	.397	—	—	—	30	61	.492	—	—	116	2.0	84	—	—	—	—	260	4.4	
Ellsworth, Joe	1999-00	9	16	2	4	.500	0	0	.000	0	1	.000	1	3	4	0.4	3	0	0	1	0	4	0.4	
Emery, Jackson	05-06, 08-11	133	3434	409	899	.455	230	601	.383	187	242	.773	72	381	453	3.4	314	312	332	36	249	1235	9.3	
Emery, Nick*	15-17, 18-19	93	2641	401	962	.417	199	531	.375	172	211	.815	26	242	268	2.9	264	214	145	14	132	1173	12.6	
Emery, Nick**	2018-19	23	485	46	118	.355	27	76	.355	22	33	.667	4	35	39	1.7	64	41	23	1	4	141	6.1	
Eyre, Talmaage	1997-98	11	39	3	9	.333	0	1	.000	1	1	1.000	2	6	8	0.7	4	0	0	0	0	1	7	0.6
Fairchild, John	1963-65	53	—	410	869	.472	—	—	—	289	372	.777	—	—	678	12.8	149	—	—	—	—	1109	20.9	
Fink, Brian	1984-86	25	154	14	36	.389	—	—	—	12	26	.462	—	—	44	1.8	33	2	7	2	3	40	1.6	
Fischer, Chase	2014-16	71	2171	356	860	.414	215	553	.389	194	238	.815	24	152	176	2.5	113	144	104	4	66	1121	15.8	
Fish, John	88-89, 91-94	72	679	70	150	.467	0	2	.000	52	80	.650	25	57	138	1.9	93	27	45	7	17	192	2.7	
Fisher, Orville	1965-68	18	—	12	26	.462	—	—	—	6	9	.667	—	—	27	1.5	6	—	—	—	—	30	1.7	
Fister, Chad	1995-96	2	4	0	0	.000	0	0	.000	1	2	.500	0	2	2	1.0	1	0	0	0	0	1	0.5	
Foster, Gary	1967-68	2	—	1	5	.200	—	—	—	0	0													

ALL-TIME PLAYER CAREER STATISTICS

Name	Yrs	G	Min	FG	FGA	Pct	3FG	FGA	Pct	FT	FTA	Pct	Off	Def	Reb	Avg	PF	A	TO	Blk	Stl	Pts	PPG	
Hall, Mike	2003-05	60	1968	275	625	.440	78	228	.342	172	229	.751	85	124	209	3.5	122	113	111	24	89	800	13.3	
Hamilton, Brian	1997-98	30	807	59	164	.360	35	109	.321	49	70	.700	9	83	92	3.1	61	68	62	3	41	202	6.7	
1997-98	12	52	2	10	.200	0	1	.000	9	12	.750	7	10	17	1.4	4	3	7	0	4	13	1.1		
Handy, Mark	1973-77	96	1345	442	853	.518	—	—	—	—	214	299	.716	—	—	801	8.3	285	71	—	—	—	1098	11.4
Hansen, Travis	2000-03	86	2356	366	843	.434	76	206	.369	329	425	.774	120	292	412	4.8	243	150	169	37	63	1137	13.2	
Harding, Connor	2018-19	32	621	68	147	.463	21	68	.309	41	61	.672	12	82	94	2.9	48	37	25	6	11	198	6.2	
Hardnett, Jashire	2017-19	55	1420	142	321	.442	25	91	.275	96	118	.814	18	118	136	2.5	125	105	83	3	44	405	7.4	
Harrison, Damarcus	2011-12	30	265	37	109	.339	13	49	.265	10	19	.526	7	23	30	1.0	24	15	25	1	13	97	3.2	
Hartscock, Jakob	2015-16	24	146	11	42	.262	10	36	.278	0	0	.000	4	25	29	1.2	18	4	5	3	2	32	1.3	
Hartscock, Noah	2008-12	134	3331	461	847	.544	39	99	.394	230	281	.819	194	444	638	4.8	274	158	123	177	74	1191	8.9	
Harward, Ian	2012-13	22	89	8	24	.333	0	0	.000	6	9	.667	11	10	21	1.0	29	1	9	2	3	22	1.0	
Hatch, John	1967-68	1	—	0	1	.000	—	—	—	0	0	.000	—	—	2	2.0	0	—	—	—	—	0	0.0	
Hawkins, John	1998-99	24	173	5	12	.417	0	0	.000	7	15	.467	10	29	39	1.6	18	5	11	10	1	17	0.7	
Haws, Marty	1986-90	123	3561	479	976	.491	53	142	.373	326	430	.758	—	—	236	1.9	283	502	244	13	182	1337	10.9	
Haws, Tyler	09-10, 12-15	139	4427	917	1916	.479	162	427	.379	724	820	.883	177	416	593	4.3	230	257	244	28	138	2720	19.6	
Haws, TJ	2016-19	101	3289	460	1062	.433	183	512	.357	347	415	.836	31	274	305	3.0	215	418	227	23	115	1450	14.4	
Heaps, Leon	1951-52	13	—	2	18	.111	—	—	—	8	14	.571	—	—	17	1.3	12	—	—	—	—	—	12	0.9
Helm, Don	1957-58	3	—	5	11	.455	—	—	—	0	4	.000	—	—	12	4.0	4	—	—	—	—	—	10	3.3
Herring, Mike	1987-89	37	390	26	52	.500	3	7	.429	30	42	.714	—	—	50	1.4	54	20	28	0	11	85	2.3	
Heslop, Mark	1988-92	108	1802	232	516	.450	126	283	.445	101	122	.828	34	124	187	1.7	143	142	98	4	43	691	6.4	
Hill, Bruce	1958-60	31	—	7	25	.280	—	—	—	0	2	.000	—	—	21	0.7	3	—	—	—	—	—	14	0.5
Hill, Gary	1964-67	64	—	212	476	.445	—	—	—	138	197	.701	—	—	250	3.9	154	—	—	—	—	—	562	8.8
Hillman, Russell	1948-51	83	—	130	297	.438	—	—	—	76	113	.673	—	—	67	0.8	160	—	—	—	—	—	336	4.0
Hirsch, Willard	1953-56	30	—	17	51	.333	—	—	—	24	45	.533	—	—	47	1.6	38	—	—	—	—	—	58	1.9
Hofheins, Bryan	1994-96	13	22	1	2	.500	0	1	.000	4	7	.571	1	2	3	0.2	2	3	2	0	0	6	0.5	
Horsley, Dick	1953-54	6	—	6	15	.400	—	—	—	2	7	.286	—	—	5	0.8	8	—	—	—	—	—	14	2.3
House, Jim	1966-67	16	—	11	22	.500	—	—	—	3	10	.300	—	—	15	0.9	20	—	—	—	—	—	25	1.6
Howard, Dan	1999-03	63	431	34	59	.576	0	0	.000	19	36	.528	34	50	84	1.3	79	3	22	21	6	87	1.4	
Howard, Doug	1967-70	79	—	428	965	.444	—	—	—	287	353	.813	—	—	361	4.6	215	—	—	—	—	—	1143	14.5
Humphreys, Greg	1985-87	59	648	60	145	.414	0	3	.000	66	96	.688	—	—	144	2.4	102	22	38	9	15	186	3.2	
47-48, 49-51	97	—	447	—	—	—	—	—	—	247	—	—	—	—	471	—	188	—	—	—	—	—	1141	11.8
Inglis, Bob	1959-60	3	—	2	4	.500	—	—	—	1	4	.250	—	—	2	0.7	1	—	—	—	—	—	5	1.7
Ivanovic, Vuk	2006-08	39	303	39	84	.464	0	0	.000	24	39	.615	29	59	88	2.3	50	16	32	12	5	102	2.6	
Jackson, Eric	1985-86	2	1	0	0	.000	—	—	—	0	0	.000	—	—	1	0.5	0	1	0	0	0	0	0.0	
James, Ken	1964-67	47	—	98	226	.434	—	—	—	75	103	.728	—	—	93	2.0	63	—	—	—	—	—	271	5.8
Jarman, Boyd	1950-53	79	—	158	470	.336	—	—	—	113	181	.624	—	—	378	4.8	162	—	—	—	—	—	429	5.4
Jensen, Hal	1955-57	29	—	19	76	.250	—	—	—	22	34	.647	—	—	48	1.7	31	—	—	—	—	—	60	2.1
Jensen, Jared	2001-05	118	2272	287	506	.567	0	0	.000	271	335	.809	161	226	387	3.3	303	39	125	36	45	845	7.2	
Jepsen, Bart	97-98, 01-03	76	628	33	91	.363	2	13	.154	9	18	.500	33	80	113	1.5	91	9	28	15	11	77	1.0	
Jepsen, Bret	94-95, 97-99	64	759	65	138	.471	0	0	.000	45	80	.563	77	109	186	2.9	94	8	50	39	6	175	2.7	
Jimas, Jim	1964-67	56	—	104	251	.414	—	—	—	68	102	.667	—	—	73	1.3	69	—	—	—	—	—	276	4.9
Johnson, Lloyd	1960-62	29	—	46	111	.414	—	—	—	16	29	.552	—	—	110	3.8	57	—	—	—	—	—	108	3.7
Johnson, Andrew	2013-14	9	17	1	3	.333	1	3	.333	1	4	.250	0	3	3	0.3	2	1	2	0	1	4	0.4	
Jones, Dick	1948-51	90	—	125	—	—	—	—	—	86	157	.548	—	—	91	1.0	144	—	—	—	—	—	336	3.7
Jones, Robert	1990-92	15	65	15	27	.556	0	0	.000	7	10	.700	5	19	24	1.6	9	5	12	5	4	37	2.5	
Jones, Russ	1956-57	10	—	19	40	.475	—	—	—	11	18	.611	—	—	45	4.5	20	—	—	—	—	—	49	4.9
Jones, Troy	1973-76	78	486	176	364	.484	—	—	—	116	192	.604	—	—	315	4.0	196	24	—	—	—	—	468	6.0
Jorgensen, Craig	1970-73	29	—	9	25	.360	—	—	—	8	19	.421	—	—	19	0.7	14	—	—	—	—	—	26	0.9
Kane, Keegan	1990-91	7	24	0	2	.000	0	2	.000	0	0	.000	0	2	2	0.3	3	0	0	0	1	0	0.0	
Karren, Tom	1951-54	79	—	265	831	.319	—	—	—	77	183	.421	—	—	400	5.1	125	—	—	—	—	—	607	7.7
Kaufusi, Bronson	2012-13	20	128	9	15	.600	0	0	.000	3	11	.273	16	18	34	1.7	28	2	4	4	5	21	1.1	
Kaufusi, Corbin	2014-17	86	1225	119	203	.586	0	0	.000	92	156	.590	125	184	309	3.6	233	13	80	80	26	330	3.8	
Kellogg, Eric	1984-85	16	139	14	40	.350	—	—	—	11	15	.733	—	—	33	2.1	22	6	14	3	5	39	2.4	
Kelly, Steve	1968-71	56	—	297	650	.457	—	—	—	156	208	.750	—	—	260	4.6	119	—	—	—	—	—	750	13.4
Kelson, Jim	1960-63	75	—	282	701	.402	—	—	—	124	195	.636	—	—	397	5.3	116	—	—	—	—	—	688	9.2
Kite, Greg	1979-83	112	2942	291	644	.452	—	—	—	135	268	.504	—	—	847	7.6	365	126	178	208	52	717	6.4	
Knight, Nate	2000-01	26	296	22	48	.458	0	0	.000	20	29	.690	21	45	66	2.5	70	6	22	14	3	64	2.5	
Knight, Shane	1991-95	124	1901	264	625	.422	80	245	.327	91	152	.599	111	227	338	2.7	154	143	149	54	55	699	5.6	
Kramer, Steve	1963-66	77	—	396	793	.499	—	—	—	204	276	.739	—	—	584	7.6	268	—	—	—	—	—	996	12.9
Kunz, Gene	1960-62	33	—	44	114	.386	—	—	—	31	55	.564	—	—	49	1.5	57	—	—	—	—	—	119	3.6
Lampen, Timo	1960-61	22	—	46	100	.460	—	—	—	31	61	.508	—	—	111	5.0	57	—	—	—	—	—	123	5.6
Larsen, Dean	1951-54	78	—	246	650	.378	—	—	—	202	310	.652	—	—	366	4.7	153	—	—	—	—	—	694	8.9
Larson, Russell	1991-95	129	3223	660	1188	.556	24	65	.369	541	673	.804	245	576	821	6.4	408	134	231	166	131	1885	14.6	
Law, Vance	1974-77	71	1168	197	430	.458	—	—	—	91	133	.684	—	—	88	1.2	93	133	—	—	—	—	485	6.8
Law, Veryl	1973-77	70	506	123	272	.452	—	—	—	107	138	.775	—	—	108	1.5	101	52	—	—	—	—	353	5.0
Lee, Kolby	2018-19	17	54	10	24	.417	1	4	.250	3	12	.250	6	11	17									

ALL-TIME PLAYER CAREER STATISTICS

Name	Yrs	G	Min	FG	FGA	Pct	3FG	FGA	Pct	FT	FTA	Pct	Off	Def	Reb	Avg	PF	A	TO	Blk	Stl	Pts	PPG	
Mateljan, Nick	1951-55	87	—	348	912	326	—	—	—	244	379	644	—	—	789	9.1	275	—	—	—	—	—	940	10.8
Mathews, Anthony	1984-85	7	15	1	4	250	—	—	—	0	2	0.000	—	—	5	0.7	3	0	0	1	1	2	0.3	
Maughan, LeRoy	1968-69	8	—	6	15	400	—	—	—	1	3	333	—	—	15	1.9	9	—	—	—	—	—	13	1.6
Maxwell, Mike	79-80, 81-82	36	360	34	88	386	—	—	—	27	33	818	—	—	17	0.5	22	40	27	2	14	95	2.6	
May, Mike	1976-78	37	661	51	125	408	—	—	—	14	34	412	—	—	54	1.5	53	111	6	0	7	116	3.1	
McGuire, Dave	77-79, 80-81	46	282	30	66	455	—	—	—	22	33	667	—	—	85	1.8	32	8	19	14	1	82	1.8	
Meads, Garner	2003-05	47	777	76	161	472	0	2	0.000	50	75	667	61	99	160	3.4	115	18	52	19	18	202	4.3	
Merta, Steve	1961-62	8	—	5	8	625	—	—	—	2	8	250	—	—	14	1.8	13	—	—	—	—	—	12	1.5
Michaelis, Mark	1998-99	28	255	29	67	433	1	2	500	5	12	417	20	39	59	2.1	33	8	9	5	8	64	2.3	
Mika, Eric	13-14, 16-17	67	1818	372	705	528	0	1	0.000	336	475	707	197	326	523	7.8	199	88	133	87	34	1080	16.1	
Miles, Chris	04-05, 07-10	131	1986	216	437	494	0	0	0.000	123	221	557	134	237	371	2.8	280	115	116	89	50	555	4.2	
Miles, Gary	1956-59	56	—	50	175	286	—	—	—	45	84	536	—	—	221	3.9	81	—	—	—	—	—	145	2.6
Millar, Paul	1963-64	6	—	0	4	0.000	—	—	—	2	2	1.000	—	—	4	0.7	2	—	—	—	—	—	2	0.3
Miller, Jared	1990-93	88	1706	306	550	556	0	2	0.000	135	203	665	166	331	497	5.6	296	90	148	60	76	747	8.5	
Miller, Jim	1968-71	80	—	238	520	458	—	—	—	119	209	569	—	—	346	4.3	180	—	—	—	—	—	595	7.4
Miller, Mark	59-60, 62-63	30	—	98	223	439	—	—	—	80	112	714	—	—	228	7.6	68	—	—	—	—	—	276	9.2
Minson, Roland	1948-51	105	—	561	1079	520	—	—	—	285	440	648	—	—	186	1.8	271	—	—	—	—	—	1407	13.4
Moala, John	1996-97	9	109	3	12	250	0	1	0.000	2	2	1.000	7	18	25	2.8	16	3	6	0	0	8	0.9	
Montague, Matt	96-97, 99-02	122	3480	172	429	401	38	122	311	135	195	692	46	304	350	2.9	172	570	300	1	124	517	4.2	
Montgomery, Harold	1950-51	13	—	2	10	200	—	—	—	2	6	333	—	—	8	0.6	14	—	—	—	—	—	6	0.5
Moon, Scott	1989-91	53	996	113	257	440	24	55	436	91	120	758	22	44	86	1.6	103	98	53	5	22	341	6.4	
Morgan Jr., Lamont	2008-10	59	772	60	119	504	23	47	489	26	41	634	11	50	61	1.0	52	97	63	2	22	169	2.9	
Mould, Tim	1975-76	19	302	36	80	450	—	—	—	19	31	613	—	—	38	2.0	42	15	—	—	—	—	91	4.8
Murdock, Ben	2006-08	66	1175	51	150	340	28	92	304	51	72	708	13	94	107	1.6	96	157	67	3	28	181	2.7	
Myers, Bert	1958-59	19	—	18	50	360	—	—	—	25	40	625	—	—	54	2.8	23	—	—	—	—	—	61	3.2
Nakic, Nick	1976-77	18	180	20	46	435	—	—	—	15	24	625	—	—	39	2.2	25	11	—	—	—	—	55	3.1
Nashif, Terry	2001-05	103	1013	47	153	307	24	82	293	39	52	750	8	109	117	1.1	95	149	74	6	41	157	1.5	
Nelson, Isaac	2014-15	34	308	39	79	494	8	23	348	20	32	625	34	48	82	2.4	56	5	13	10	10	106	3.1	
Nelson, Joe	1946-50	114	—	552	—	—	—	—	—	390	—	—	—	—	—	—	149	—	—	—	—	—	1494	13.1
Nemelka, Dick	1963-66	78	—	251	1090	478	—	—	—	257	362	710	—	—	274	3.5	241	—	—	—	—	—	1299	16.7
Nichol, John	1957-59	40	—	249	570	437	—	—	—	185	297	623	—	—	455	11.4	102	—	—	—	—	—	883	17.1
Nielsen, David	1999-00	20	167	14	27	519	0	3	0.000	15	18	833	10	13	23	1.2	21	7	10	0	8	43	2.2	
Nielsen, Eric	96-97, 99-02	122	3194	354	655	540	20	57	351	173	237	730	151	356	507	4.2	391	108	188	74	59	901	7.4	
Nielsen, Gifford	1973-75	44	—	108	232	466	—	—	—	73	102	716	—	—	118	2.7	108	—	—	—	—	—	289	6.6
Nielsen, Kevin	77-78, 81-84	66	452	54	115	470	—	—	—	44	60	733	—	—	75	1.1	64	28	46	7	4	152	2.3	
Nikechovich, Chris	1982-85	88	1888	190	458	415	—	—	—	148	182	813	—	—	129	1.5	222	250	134	2	48	528	6.0	
Nixon, Dalton	14-15, 17-19	75	972	98	206	476	9	55	164	77	99	778	61	119	180	2.4	122	70	49	15	28	282	3.8	
Nixon, Kevin	1991-93	58	1057	197	423	466	66	170	388	90	111	811	64	116	180	3.1	109	75	65	5	26	550	9.5	
Noble, Reed	1974-76	33	224	35	83	422	—	—	—	13	21	619	—	—	24	0.7	26	8	—	—	—	—	83	2.5
Odjegba, Jermaine	2005-06	5	10	0	1	0.000	0	1	0.000	2	2	1.000	0	2	2	0.4	2	1	3	0	0	2	0.4	
Oputuni, Shawn	2001-02	4	26	2	3	667	1	2	500	1	3	333	0	4	4	1.0	2	11	4	0	1	6	1.5	
Ostarcevic, Misho	1975-77	40	398	52	97	536	—	—	—	11	19	579	—	—	90	2.3	49	40	—	—	—	—	115	2.9
Ostarhus, Clarence	1948-49	3	—	4	—	—	—	—	—	11	—	—	—	—	—	—	11	—	—	—	—	—	19	6.3
Parrish, Averian	1985-86	18	464	63	169	373	—	—	—	44	61	721	—	—	44	2.4	38	92	71	1	13	170	9.4	
Parsons, Lynn	1966-69	62	—	177	421	420	—	—	—	105	143	734	—	—	213	3.4	88	—	—	—	—	—	459	7.4
Pedersen, Herschel	1953-56	73	—	337	912	370	—	—	—	214	342	626	—	—	721	9.9	225	—	—	—	—	—	888	12.2
Perry, Marty	1982-85	85	1661	115	247	466	—	—	—	60	88	682	—	—	120	1.4	157	299	117	3	83	290	3.4	
Peterson, Brent	1959-60	15	—	16	63	254	—	—	—	5	11	455	—	—	46	3.1	19	—	—	—	—	—	37	2.5
Peterson, Jared	1997-98	17	168	9	38	237	7	30	233	3	8	375	10	11	21	1.2	13	9	13	1	4	28	1.6	
Peterson, Russ	1956-59	45	—	96	254	378	—	—	—	66	91	725	—	—	108	2.4	111	—	—	—	—	—	258	5.7
Pinegar, Ed	1954-56	51	—	152	436	349	—	—	—	130	230	565	—	—	358	7.0	150	—	—	—	—	—	434	8.5
Pinegar, Jesse	2001-02	7	21	2	6	333	0	1	0.000	0	0	0.000	0	3	3	0.4	1	1	2	0	2	4	0.6	
Pinegar, Matthew	2008-09	9	41	1	6	167	0	5	0.000	0	0	0.000	0	2	2	0.2	1	1	6	0	1	2	0.2	
Pingree, Graham	2013-14	7	10	0	1	0.000	0	0	0.000	0	0	0.000	0	1	1	0.1	4	0	0	0	0	0	0.0	
Plaisted, Trent	2004-08	103	2798	513	958	535	0	0	0.000	346	633	547	231	455	686	6.7	300	123	213	107	42	1372	13.3	
Pollard, Alan	1984-86	60	1581	181	389	465	—	—	—	68	128	531	—	—	383	6.4	167	62	101	62	42	430	7.2	
Pollard, Carl	1983-84	10	33	1	6	167	—	—	—	2	4	500	—	—	11	1.1	11	1	1	3	1	4	0.4	
Quinney, Bob	1962-65	77	—	341	776	439	—	—	—	130	159	818	—	—	420	5.5	173	—	—	—	—	—	812	10.5
Radunich, Gary	1969-70	11	—	8	27	296	—	—	—	4	5	800	—	—	3	0.3	4	—	—	—	—	—	20	1.8
Rasmussen, Chris	1985-86	3	15	2	2	1.000	—	—	—	0	0	0.000	—	—	1	0.3	1	0	2	1	0	4	1.3	
Rasmussen, Lloyd	1954-55	23	—	26	109	239	—	—	—	17	35	486	—	—	82	3.6	50	—	—	—	—	—	69	3.0
Raymond, Craig	1964-67	70	—	230	436	528	—	—	—	135	231	584	—	—	494	7.1	161	—	—	—	—	—	595	8.5
Reader, Cory	1994-95	24	168	11	28	393	0	0	0.000	18	26	692	11	28	39	1.6	17	3	18	3	0	40	1.7	
Reeves, David	1986-87	5	7	0	3	0.000	0	1	0.000	2	2	1.000	—	—	0	0.0	1	0	1	0	0	2	0.4	
Reichner, Brock	2004-06	41	910	110	243	453	59	122	484	53	74	716	22	69	91	2.2	72	81	51	5	30	332	8.1	
Reid, Randy	1992-96	125	3672	359	841	427	114	355	321	338	407	830	68	219	287									

YEAR-BY-YEAR ATTENDANCE RANKINGS

Season	Total Games	W	L	Total Attendance	Average Attendance	National Rank
2018-19	16	13	3	191,322	11,958	29
2017-18	16	13	3	227,692	14,231	18
2016-17	18	14/0*	4	260,569	14,476	14
2015-16	18	16/0*	2	264,588	14,699	14
2014-15	16	13	3	258,002	16,125	9
2013-14	15	14	1	238,131	15,875	11
2012-13	18	15	3	287,570	15,986	13
2011-12	16	13	3	246,777	15,424	12
2010-11	14	13	1	261,989	18,714	6
2009-10	16	15	1	224,460	14,029	17
2008-09	16	14	2	214,134	13,383	24
2007-08	16	16	0	216,295	13,518	21
2006-07	17	17	0	205,243	12,073	30
2005-06	15	14	1	166,037	11,069	30
2004-05	14	6	8	148,860	10,633	34
2003-04	13	13	0	198,906	15,300	11
2002-03	14	13	1	202,556	14,468	17
2001-02	16	16	0	213,952	13,372	21
2000-01	15	15	0	235,575	15,705	11
1999-00	16	14	2	247,120	15,445	13
1998-99	14	9	5	194,810	13,915	20
1997-98	14	4	10	170,901	12,207	26
1996-97	14	1	13	236,523	16,895	7
1995-96	15	11	4	269,730	17,961	6
1994-95	14	14	0	263,730	18,838	5
1993-94	16	14	2	301,995	18,875	6
1992-93	14	13	1	286,596	20,471	3
1991-92	15	14	1	264,869	17,658	5
1990-91	16	10	6	279,660	17,479	6

Season	Total Games	W	L	Total Attendance	Average Attendance	National Rank
1989-90	15	15	0	286,779	19,119	5
1988-89	15	10	5	272,235	18,149	6
1987-88	18	16	2	363,602	20,200	5
1986-87	14	10	4	265,140	18,939	4
1985-86	16	12	4	265,158	16,572	5
1984-85	14	9	5	213,628	15,259	7
1983-84	15	14	1	321,714	21,448	3
1982-83	15	9	6	304,137	20,276	3
1981-82	16	11	5	339,586	21,224	2
1980-81	13	13	0	292,580	22,505	2
1979-80	14	12	2	300,713	21,479	2
1978-79	14	14	0	277,020	19,787	2
1977-78	13	9	4	223,216	17,171	3
1976-77	12	6	6	174,588	14,632	4
1975-76	12	7	5	168,136	14,011	3
1974-75	15	9	6	185,940	12,396	9
1973-74	10	6	4	162,510	16,251	1
1972-73	14	11	3	263,523	18,283	1
1971-72	12	12	0	261,815	21,818	1
Totals	714	572/542*	142	11,720,792	16,416	

*On-The-Court Record/Official Adjusted Record

COACHING RECORDS

MOST VICTORIES

Rk	Name, Years	Seasons	W-L
1	Stan Watts, 1950-72	23	371-254
2	Dave Rose, 2005-19	14	348-135/301/133*
3	Roger Reid, 1989-97	8	152-77
4	G. Ott Romney, 1928-35	7	139-71
5	Steve Cleveland, 1999-05	8	138-108

HIGHEST WINNING PERCENTAGE*

Rk	Name, Years	Seasons	W-L	Pct.
1	Dave Rose, 2005-19	14	348-135/301-133*	.720/.694*
2	Alvin Twitchell, 1920-25	5	50-20	.714
3	Roger Reid, 1989-97	8	152-77	.664
4	G. Ott Romney, 1928-35	7	139-71	.662
5	E. L. Roberts, 1911-20, 26-28	12	87-49	.640

*Minimum 50 Games Coached

MOST SEASONS AT BYU

Rk	Name, Years	Seasons
1	Stan Watts, 1950-72	23
2	Dave Rose, 2005-18	14
3	E. L. Roberts, 1911-20, 26-28	12
4	Floyd Millet, 1941-49	8
	Frank Arnold, 1975-83	8
	Roger Reid, 1989-97	8
	Steve Cleveland, 1999-05	8

MOST GAMES COACHED AT BYU

Rk	Name, Years	Seasons	Games
1	Stan Watts, 1950-72	23	625
2	Dave Rose, 2005-18	14	483
3	Steve Cleveland, 1999-05	8	246
4	Frank Arnold, 1975-83	8	231
5	Roger Reid, 1989-97	8	230
6	G. Ott Romney, 1928-35	7	210

MOST CONFERENCE VICTORIES

Rk	Name, Years	Seasons	W-L
1	Stan Watts, 1950-72	23	194-112
2	Dave Rose, 2005-19	14	173-61/148-61*
3	Roger Reid, 1989-97	8	83-37
4	Frank Arnold, 1975-83	8	71-45
5	Ladell Andersen, 1983-89	6	64-32

HIGHEST CONFERENCE WINNING PERCENTAGE*

Rk	Name, Years	Seasons	W-L	Pct.
1	Dave Rose, 2005-19	14	173-61/148-61*	.739/.708
2	Roger Reid, 1989-97	8	83-37	.692
3	Alvin Twitchell, 1920-25	5	22-10	.688
4	Ladell Andersen, 1983-89	6	64-32	.667
5	Stan Watts, 1950-72	23	194-112	.634

*Minimum 30 Games Coached

BYU HEAD COACHES

Coach	Years	Seasons	Games	Overall W/L	Conference W/L	Home W/L	Away W/L	Neutral W/L	NCAA W/L	NIT W/L	20-wins	25-wins	Conf Titles
W.A. Colton	1902-05	3	27	16-11 (.593)	0-0 (0.000)	8-6 (.571)	8-5 (.615)	0-0 (0.000)	0-0 (0.000)	0-0 (0.000)	0	0	0
C.T. Teetzel	1905-08	3	28	22-6 (.786)	0-0 (0.000)	14-3 (.824)	8-2 (.800)	0-1 (0.000)	0-0 (0.000)	0-0 (0.000)	0	0	0
Fred Bennion	1908-10	2	22	16-6 (.727)	0-0 (0.000)	9-3 (.750)	7-3 (.700)	0-0 (0.000)	0-0 (0.000)	0-0 (0.000)	0	0	0
Henry Rose	1910-11	1	8	8-0 (1.000)	0-0 (0.000)	5-0 (1.000)	3-0 (1.000)	0-0 (0.000)	0-0 (0.000)	0-0 (0.000)	0	0	0
E.L. Roberts	1911-20, 26-28	12	137	88-49 (.642)	13-31 (.295)	58-24 (.707)	27-24 (.529)	31-2 (7.500)	0-0 (0.000)	0-0 (0.000)	0	0	0
Alvin Twitchell	1920-25	5	70	50-20 (.714)	22-10 (.688)	38-8 (.826)	12-12 (.500)	0-0 (0.000)	0-0 (0.000)	0-0 (0.000)	0	3	3
G. Ott Romney	1928-35	7	210	139-71 (.662)	51-33 (.607)	74-23 (.763)	62-45 (.579)	3-3 (.500)	0-0 (0.000)	0-0 (0.000)	5	0	3
Edwin R. Kimball	1935-36, 38-41	4	97	59-38 (.608)	23-25 (.479)	35-11 (.761)	22-24 (.478)	2-3 (.400)	0-0 (0.000)	0-0 (0.000)	0	0	0
Fred "Buck" Dixon	1938-38	2	48	25-23 (.521)	9-15 (.375)	15-9 (.625)	9-13 (.409)	1-1 (.500)	0-0 (0.000)	0-0 (0.000)	0	0	0
Floyd Millet	1941-49	8	181	104-77 (.575)	45-29 (.608)	50-16 (.758)	43-51 (.457)	11-10 (.524)	0-0 (0.000)	0-0 (0.000)	1	0	2
Stan Watts	1950-72	23	625	371-254 (.594)	194-112 (.634)	225-53 (.809)	109-172 (.388)	37-29 (.561)	4-10 (.286)	6-2 (.750)	6	1	8
Glenn Potter	1972-75	3	78	42-36 (.538)	20-22 (.476)	26-13 (.667)	11-21 (.344)	5-2 (.714)	0-0 (0.000)	0-0 (0.000)	0	0	0
Frank Arnold	1975-83	8	231	137-94 (.593)	71-45 (.612)	81-28 (.743)	46-57 (.447)	10-9 (.526)	3-3 (.500)	0-0 (0.000)	3	0	3
Ladell Andersen	1983-89	6	185	114-71 (.616)	64-32 (.667)	71-21 (.772)	35-40 (.467)	8-10 (.444)	2-3 (.400)	2-1 (.667)	3	1	1
Roger Reid	1989-97	8	230	152-77 (.664)	83-37 (.692)	93-18 (.838)	41-41 (.500)	18-18 (.500)	2-5 (.286)	1-1 (.500)	6	2	3
Tony Ingle	1996-97	1	19	0-19 (0.000)	0-16 (0.000)	0-9 (0.000)	0-10 (0.000)	0-0 (0.000)	0-0 (0.000)	0-0 (0.000)	0	0	0
Steve Cleveland	1999-05	8	246	138-108 (.561)	58-54 (.518)	90-26 (.776)	30-66 (.313)	18-16 (.529)	0-3 (0.000)	3-2 (6.000)	4	0	2
Dave Rose	2005-19*	14	483	348-135 (.720)	173-61 (.739)	200-27 (.881)	99-70 (.586)	49-38 (.563)	4-8 (.333)	6-5 (.545)	13	8	4
	2005-19**	14	434	301-133 (.694)	148-61 (.708)	170-27 (.863)	88-70 (.557)	43-38 (.531)	4-8 (.333)	3-3 (.500)	11	7	4

*On-The-Court Record

**Official Adjusted Record

YEAR-BY-YEAR STATISTICS

		Gms	FG-FGA	FC%	3FG-3FGA	3FG%	FT-FTA	FT%	Reb-Avg	PF-D	A-Avg	TO-Avg	Blk-Avg	Stl-Avg	Pts-Avg
1948-49 (22-12)	BYU	34	837-NA				442-654	.676		607					2116-58.8
1949-50 (22-12)	BYU	34	670-1977	.339			420-668	.629		563					1903-56.0
	Opp	34	587-1868	.314			406-631	.643		554					1580-49.4
1950-51 (28-9)	BYU	37	920-2611	.352			597-902	.662	1457-39.4	709-25	405-10.9				2416-65.3
1951-52 (14-10)	BYU	24	576-1756	.328			299-482	.620	901-37.5	442-15	171-7.1				1451-60.5
	Opp	24	552-1656	.333			308-493	.625	909-37.9	472-16					1412-58.8
1952-53 (22-8)	BYU	30	743-NA	.330			566-NA	.660	1392-46.4	558-22					2052-68.4
	Opp	30	565-NA	.270			566-NA	.650	992-33.1	NA-24					1696-56.5
1953-54 (18-11)	BYU	28	697-NA	.330			529-NA	.610	1335-47.7	539-9					1923-68.7
	Opp	28	650-NA	.300			516-NA	.610	1120-40.0	516-20					1816-64.8
1954-55 (13-13)	BYU	26	685-2104	.326			522-808	.646	1268-48.8	521					1892-72.8
	Opp	26	613-1894	.324			621-892	.696	128049.2	479					1847-71.0
1955-56 (18-8)	BYU	26	735-2032	.362			536-770	.696	1451-55.8	473-20					2006-77.2
	Opp	26	614-1983	.310			515-788	.654	1274-49.0	459-17					1743-67.0
1956-57 (19-9)	BYU	28	688-1956	.352			609-831	.733	1230-43.9	508-18					1985-70.9
	Opp	28	680-2022	.336			528-797	.662	1450-51.8	485-24					1888-67.4
1957-58 (13-13)	BYU	26	646-1731	.373			405-650	.623	1279-49.2	513-22					1697-65.3
	Opp	26	638-1974	.323			459-713	.644	1217-46.8	469-22					1735-66.7
1958-59 (15-11)	BYU	26	751-1822	.412			436-698	.625	1402-53.9	470-22					1965-75.6
	Opp	26	725-2011	.361			404-652	.620	1400-53.8	496-18					1854-71.3
1959-60 (8-17)	BYU	25	630-1653	.381			416-613	.679	1168-46.7	459-18					1676-67.0
	Opp	25	717-1820	.394			443-662	.669	1374-55.0	446-18					1877-75.1
1960-61 (15-11)	BYU	26	736-1790	.411			451-670	.673	1255-48.3	524					1923-74.0
	Opp	26	682-1726	.395			506-753	.672	1307-50.3	479					1870-71.9
1961-62 (10-16)	BYU	26	725-1910	.380			390-604	.646	1293-49.7	530					1834-70.5
	Opp	26	718-1682	.427			521-768	.678	1310-50.4	456					1947-74.9
1962-63 (12-14)	BYU	26	745-1825	.408			495-701	.706	1273-49.0	596					1985-76.3
	Opp	26	739-1803	.410			557-793	.702	1307-50.3	541					2035-78.3
1963-64 (13-12)	BYU	25	775-1775	.437			424-605	.701	1220-48.8	508					1974-79.0
	Opp	25	772-1848	.418			460-674	.682	1245-49.8	458					2004-80.2
1964-65 (21-7)	BYU	28	1014-2122	.478			611-825	.741	1457-52.0	584					2639-94.3
	Opp	28	906-2214	.409			551-788	.699	1410-50.4	617					2356-84.1
1965-66 (20-5)	BYU	25	946-1898	.498			496-693	.716	1346-53.8	488					2388-95.5
	Opp	25	817-2048	.399			439-638	.688	1233-49.3	515					2073-82.9
1966-67 (14-10)	BYU	24	762-1550	.492			436-644	.677	1117-46.5	519					1960-81.7
	Opp	24	718-1737	.413			391-559	.699	1066-44.4	529					1827-76.1
1967-68 (15-12)	BYU	25	787-1803	.436			490-720	.681	1276-51.0	498					2064-82.6
	Opp	25	737-1800	.409			482-690	.699	1241-49.6	523					1956-78.2
1968-69 (16-12)	BYU	28	903-2029	.445			519-785	.661	1438-51.4	574					2325-83.0
	Opp	28	864-2071	.417			531-769	.691	1399-50.0	569					2259-80.7
1969-70 (8-18)	BYU	26	812-1859	.437			472-718	.657	1369-52.7	534					2096-80.6
	Opp	26	850-1916	.444			488-694	.703	1212-46.6	514					2188-84.1
1970-71 (18-11)	BYU	29	918-1933	.475			565-805	.702	1352-46.6	603					2401-82.8
	Opp	29	932-2038	.457			430-660	.652	1339-45.9	413					2294-79.1
1971-72 (21-5)	BYU	26	801-1659	.483			526-736	.715	1206-46.4	435-12					2128-81.8
	Opp	26	790-1901	.416			347-518	.670	1144-44.0	543-25					1927-74.1
1972-73 (19-7)	BYU	26	822-1701	.483			428-594	.721	1240-47.7	365					2068-79.5
	Opp	26	863-1929	.447			214-330	.648	1009-38.8	545					1940-74.6
1973-74 (11-15)	BYU	26	788-1730	.455			439-581	.756	1137-43.7	492-12					2015-77.5
	Opp	26	918-1977	.464			347-501	.693	1161-44.7	561-21					2183-83.9
1974-75 (12-14)	BYU	26	819-1725	.475			424-613	.692	1119-43.0	552-24					2062-79.3
	Opp	26	864-1902	.454			390-568	.687	1161-44.7	595-18					2088-80.3
1975-76 (12-14)	BYU	26	805-1722	.467			405-585	.692	1162-44.7	572-31	445-17.1				2015-77.5
	Opp	26	801-1783	.449			387-546	.709	1048-40.3	585-24	427-16.4				1989-76.5
1976-77 (12-15)	BYU	27	800-1706	.469			413-571	.723	1071-39.7	579-24	444-16.4				2013-74.6
	Opp	27	806-1751	.460			415-617	.672	1104-40.9	574-18	400-14.8				2027-75.1
1977-78 (12-18)	BYU	30	957-1974	.485			515-725	.710	1126-37.5	640-39	565-18.8	475-15.8	70-2.3	168-5.6	2429-81.0
	Opp	30	1013-2033	.498			471-683	.690	1264-42.1	653-30	516-17.2	527-17.6	101-3.4	131-4.4	2495-83.2
1978-79 (20-8)	BYU	28	940-1778	.529			501-717	.699	1176-42.0	587-29	540-19.3	489-17.5	97-3.5	172-6.1	2381-85.0
	Opp	28	872-1905	.458			400-606	.660	1083-38.7	618-24	497-17.8	467-16.7	72-2.6	167-6.0	2144-76.7
1979-80 (24-5)	BYU	29	955-1830	.522			511-722	.708	1224-42.2	543-21	560-19.3	450-15.5	103-3.6	144-5.0	2421-83.5
	Opp	29	865-1923	.450			373-569	.656	1062-36.6	657-32	405-12.7	437-13.7	68-2.1	128-4.0	2103-72.5
1980-81 (25-7)	BYU	32	960-1954	.491			600-840	.714	1366-42.7	591-29	542-16.9	476-14.9	117-3.7	157-4.9	2520-78.8
	Opp	32	934-2132	.438			405-602	.673	1191-37.2	726-32	480-15.0	431-13.5	91-2.8	176-5.5	2275-71.1
1981-82 (17-13)	BYU	30	697-1511	.461			491-689	.713	1118-37.3	507-14	450-15.0	444-14.8	90-3.0	127-4.2	1885-62.8
	Opp	30	711-1668	.426			339-480	.687	879-29.3	623-25	403-13.4	339-11.3	58-1.9	162-5.4	1752-58.4
1982-83 (15-14)	BYU	29	761-1652	.461			492-687	.716	1111-38.3	560-27	445-15.3	394-13.6	133-4.6	173-6.0	2014-69.4
	Opp	29	770-1732	.445			379-578	.656	992-34.2	585-23	400-13.8	382-13.2	85-2.9	156-5.4	1919-66.2
1983-84 (20-11)	BYU	31	896-1762	.509			641-855	.750	1076-34.7	624-17	495-16.0	444-14.3	75-2.4	196-6.3	2433-78.5
	Opp	31	920-1906	.483			485-704	.689	1057-34.1	719-32	451-14.5	468-15.1	88-2.8	191-6.2	2325-75.0

YEAR-BY-YEAR STATISTICS

		Gms	FG-FGA	FC%	3FG-3FGA	3FG%	FT-FTA	FT%	Reb-Avg	PF-D	A-Avg	TO-Avg	Blk-Avg	Stl-Avg	Pts-Avg
1984-85	BYU	29	821-1773	.463			533-789	.676	1048-36.1	671-29	438-15.1	364-12.6	64-2.2	183-6.3	2175-75.0
(15-14)	Opp	29	796-1658	.480			567-813	.697	1125-38.8	674-34	413-14.2	456-15.7	75-2.6	159-5.5	2159-74.4
1985-86	BYU	32	897-1917	.468			534-769	.694	1171-36.6	654-22	496-15.5	452-14.1	102-3.2	187-5.8	2328-72.8
(18-14)	Opp	32	868-1854	.468			523-756	.692	1155-36.1	679-29	466-14.6	488-15.3	78-2.4	171-5.3	2259-70.6
1986-87	BYU	32	965-1972	.489	127-318	.399	577-773	.746	1186-37.1	673-15	540-16.9	423-13.2	109-3.4	201-6.3	2634-82.3
(21-11)	Opp	32	897-1871	.479	129-344	.375	546-826	.661	1073-33.5	640-21	462-14.4	442-13.8	75-2.3	186-5.8	2469-77.2
1987-88	BYU	32	976-1839	.531	146-323	.452	637-835	.763	1160-36.3	597-15	597-18.7	442-13.8	86-2.7	205-6.4	2735-85.5
(26-6)	Opp	32	927-1907	.486	128-349	.367	455-685	.664	972-30.4	676-27	503-15.7	432-13.5	72-2.3	179-5.6	2437-76.2
1988-89	BYU	29	838-1675	.500	135-359	.379	575-674	.815	968-33.4	574-14	438-15.1	392-13.5	25-0.9	175-6.0	2338-80.6
(14-15)	Opp	29	863-1702	.507	136-350	.389	460-669	.688	907-31.3	565-18	499-17.2	384-13.2	76-2.6	178-6.1	2322-80.1
1989-90	BYU	30	739-1482	.499	140-311	.450	492-684	.719	925-30.8	584-21	467-15.6	369-12.3	47-1.6	191-6.4	2110-70.3
(21-9)	Opp	30	702-1592	.441	156-485	.322	411-612	.672	974-32.5	622-32	421-14.0	404-13.5	71-2.4	155-5.2	1971-65.7
1990-91	BYU	34	876-1796	.488	121-303	.399	581-825	.704	1257-37.0	660-18	565-16.6	473-13.9	246-7.2	175-5.1	2454-72.2
(21-13)	Opp	34	811-1989	.408	179-479	.374	535-757	.707	1135-33.4	734-31	434-12.8	382-11.2	89-2.6	255-7.5	2336-68.7
1991-92	BYU	32	877-1762	.498	214-497	.431	599-813	.737	1176-36.8	621-20	564-17.6	451-14.1	94-2.9	219-6.8	2567-80.2
(25-7)	Opp	32	793-1857	.427	162-515	.315	479-711	.674	1030-32.2	677-26	426-13.3	444-13.9	126-3.9	211-6.6	2227-69.6
1992-93	BYU	34	948-1905	.498	161-443	.363	697-909	.767	1324-38.9	721-15	613-18.0	566-16.6	127-3.7	214-6.3	2754-81.0
(25-9)	Opp	34	827-2013	.411	190-603	.315	601-899	.669	1099-32.3	728	433-12.7	453-13.3	111-3.3	282-8.3	2445-71.9
1993-94	BYU	32	876-1779	.492	141-444	.318	647-880	.735	1185-37.0	691-21	482-15.1	474-14.8	108-3.4	219-6.8	2540-79.4
(22-10)	Opp	32	792-1894	.418	214-631	.339	584-838	.697	1076-33.6	705	392-12.3	446-13.9	120-3.8	219-6.8	2382-74.4
1994-95	BYU	32	809-1743	.464	170-486	.350	617-798	.773	1124-35.1	601-22	498-15.6	448-14.0	99-3.1	225-7.0	2405-75.2
(22-10)	Opp	32	756-1774	.426	184-550	.335	518-736	.704	1039-32.5	639	394-12.3	473-14.8	118-3.7	230-7.2	2210-69.2
1995-96	BYU	28	802-1690	.475	112-335	.334	587-767	.765	1061-37.9	599-0	479-17.1	386-13.8	71-2.5	185-6.6	2303-82.3
(15-13)	Opp	28	764-1683	.454	168-487	.345	498-757	.658	977-34.9	607	394-14.1	400-14.3	121-4.3	196-7.0	2194-78.4
1996-97	BYU	26	578-1453	.398	99-379	.261	292-453	.645	824-31.7	505-18	316-12.2	425-16.3	53-2.0	147-5.7	1547-59.5
(1-25)	Opp	26	717-1493	.480	156-423	.369	471-637	.739	1012-38.9	454	409-15.7	354-13.6	99-3.8	222-8.5	2061-79.3
1997-98	BYU	30	589-1571	.375	194-638	.304	534-749	.713	1060-35.3	638-0	355-11.8	486-16.2	72-2.4	194-6.5	1906-63.5
(9-21)	Opp	30	687-1597	.430	195-576	.339	524-745	.703	1067-35.6	653-21	393-13.1	437-14.6	102-3.4	213-7.1	2093-69.8
1998-99	BYU	28	671-1487	.451	176-474	.371	491-677	.725	913-32.6	585-28	359-12.8	484-17.3	87-3.1	188-6.7	2009-71.8
(12-16)	Opp	28	703-1641	.428	182-555	.328	467-715	.653	972-34.7	579	367-13.1	397-14.2	90-3.2	216-7.7	2055-73.4
1999-00	BYU	33	795-1725	.461	192-515	.373	546-784	.696	1118-33.9	640-15	478-14.5	453-13.7	73-2.2	236-7.2	2328-70.5
(22-11)	Opp	33	728-1830	.398	164-554	.296	487-697	.699	1162-35.2	663	395-12.0	506-15.3	82-2.5	220-6.7	2107-63.8
2000-01	BYU	33	744-1620	.459	185-485	.381	651-835	.780	1052-31.9	691-23	414-12.5	454-13.8	108-3.3	203-6.2	2324-70.4
(24-9)	Opp	33	685-1656	.414	160-495	.323	539-767	.703	1043-31.6	709	351-10.6	495-15.0	98-2.97	193-5.85	2069-62.7
2001-02	BYU	30	711-1514	.470	170-428	.397	523-688	.760	1000-33.3	561-18	420-14.0	412-13.7	92-3.1	158-5.3	2115-70.4
(18-12)	Opp	30	684-1615	.424	147-480	.306	436-615	.709	933-31.1	603	377-12.6	380-12.7	79-2.6	192-6.4	1951-65.0
2002-03	BYU	32	765-1654	.463	194-517	.375	575-762	.755	1134-35.4	688-23	428-13.4	430-13.6	82-2.6	222-6.9	2299-71.8
(23-9)	Opp	32	667-1641	.406	159-517	.308	539-755	.714	992-31.0	683	342-10.7	463-14.5	77-2.41	173-5.4	2032-63.5
2003-04	BYU	30	764-1571	.486	171-487	.351	501-692	.724	1017-33.9	566-14	445-14.8	409-13.6	98-3.3	208-6.9	2200-73.3
(21-9)	Opp	30	703-1561	.450	178-507	.351	383-548	.697	851-28.4	597	372-12.4	436-14.5	65-2.2	197-6.6	1966-65.5
2004-05	BYU	30	690-1648	.419	211-583	.362	381-530	.719	1017-33.9	551-10	370-12.3	439-14.6	104-3.5	183-6.1	1972-65.7
(9-21)	Opp	30	745-1659	.449	191-530	.360	389-570	.682	1042-34.7	510	438-14.6	429-14.3	105-3.5	222-7.4	2070-69.0
2005-06	BYU	29	782-1692	.462	202-521	.388	443-620	.715	1024-35.3	582-12	462-15.9	425-14.7	108-3.7	197-6.8	2209-76.2
(20-9)	Opp	29	729-1612	.452	176-492	.358	444-644	.689	974-33.6	569	436-15.0	447-15.4	93-3.2	211-7.3	2078-71.7
2006-07	BYU	34	972-1981	.491	265-617	.429	454-688	.660	1273-37.4	662-13	542-15.9	456-13.4	118-3.5	205-6.0	2654-78.1
(25-9)	Opp	34	832-1918	.434	197-583	.338	468-704	.690	1063-31.3	649	421-12.4	463-13.6	108-3.2	229-6.7	2347-69.0
2007-08	BYU	35	906-1970	.460	285-764	.373	483-737	.655	1351-38.6	618-12	587-16.8	492-14.1	135-3.9	207-5.9	2580-73.7
(27-8)	Opp	35	792-2035	.389	183-609	.300	446-631	.707	1199-34.3	674	365-10.4	477-13.6	72-2.1	238-6.8	2213-63.2
2008-09	BYU	33	909-1879	.484	238-624	.381	488-669	.729	1196-36.2	607-14	537-16.3	475-11.4	119-3.6	241-7.3	2544-77.1
(25-8)	Opp	33	749-1841	.407	191-634	.301	461-658	.701	1072-32.5	598-13	383-11.6	459-13.9	81-2.5	172-5.2	2150-65.2
2009-10	BYU	36	1025-2120	.483	292-700	.417	650-823	.790	1332-37.0	621-5	567-15.8	417-11.6	126-3.5	307-8.5	2992-83.1
(30-6)	Opp	36	836-2049	.408	221-662	.334	499-732	.682	1181-32.8	668-10	445-12.4	565-15.7	105-2.9	218-6.1	2392-66.4
2010-11	BYU	37	1019-2267	.449	312-865	.361	662-865	.765	1425-38.5	647-10	538-14.5	404-10.9	150-4.1	298-8.1	3012-81.4
(32-5)	Opp	37	902-2174	.415	218-666	.327	490-711	.689	1320-35.7	718-16	464-12.5	533-14.4	124-3.4	215-5.8	2512-67.9
2011-12	BYU	35	977-2099	.465	233-679	.343	540-771	.700	1347-38.5	637-15	599-17.1	473-13.5	154-4.4	296-8.5	2727-77.9
(26-9)	Opp	35	841-2029	.414	229-734	.312	447-671	.666	1213-34.7	667-12	484-13.8	554-15.8	94-2.7	222-6.3	2358-67.4
2012-13	BYU	36	999-2188	.457	213-630	.338	566-777	.728	1399-38.9	678-12	575-16.0	432-12.0	89-2.5	291-8.1	2777-77.1
(24-12)	Opp	36	872-2072	.421	242-730	.332	516-764	.675	1259-35.0	671-15	505-14.1	493-13.7	125-3.5	224-6.2	2502-69.5
2013-14	BYU	35	1012-2186	.463	177-498	.355	730-1055	.692	1432-40.9	690-16	544-15.5	395-11.3	103-2.9	251-7.2	2931-83.7
(23-12)	Opp	35	935-2175	.430	259-764	.339	577-810	.712	1253-35.8	800-17	515-14.7	441-12.6	147-4.2	213-6.1	2706-77.3
2014-15	BYU	35	976-2090	.467	300-763	.393	679-886	.766	1349-38.5	721-13	594-17.0	417-11.9	103-2.9	257-7.3	2931-83.7
(25-10)	Opp	35	894-2052	.436	218-666	.327	555-793	.700	1185-33.9	739-17	493-14.1	456-13.0	125-3.6	231-6.6	2561-73.2
2015-16	BYU	37	1096-2369	.463	330										

YEAR-BY-YEAR LEADERS

POINTS PER GAME

Season	Player	Yr	G	Pts	Avg
2018-19	Yoeli Childs	Jr.	32	679	21.2
2017-18	Elijah Bryant	Jr.	35	636	18.2
2016-17	Eric Mika	So.	34	691	20.3
2015-16	Chase Fischer	Sr.	37	673	18.2
2014-15	Tyler Haws	Sr.	35	776	22.2
2013-14	Tyler Haws	Jr.	33	767	23.2
2012-13	Tyler Haws	So.	36	780	21.7
2011-12	Noah Hartsock	Sr.	34	572	16.8
2010-11	Jimmer Fredette	Sr.	37	1068	28.9
2009-10	Jimmer Fredette	Jr.	34	751	22.1
2008-09	Lee Cumard	Sr.	33	556	16.8
2007-08	Lee Cumard	Jr.	35	552	15.8
2006-07	Keena Young	Sr.	34	590	17.4
2005-06	Trent Plaisted	Fr.	29	394	13.6
2004-05	Mike Hall	Sr.	30	416	13.9
2003-04	Rafael Araujo	Sr.	30	552	18.4
2002-03	Travis Hansen	Sr.	32	537	16.8
2001-02	Travis Hansen	Jr.	30	469	15.6
2000-01	Mekeli Wesley	Sr.	33	569	17.2
1999-00	Terrell Lyday	Jr.	33	565	17.1
1998-99	Mark Bigelow	Fr.	28	419	15.0
1997-98	Ron Sellaze	R.	21	352	16.8
1996-97	Jeff Campbell	Sr.	25	383	15.3
1995-96	Kenneth Roberts	Sr.	28	539	19.3
1994-95	Russell Larson	Sr.	32	573	17.9
1993-94	Russell Larson	Jr.	32	637	19.9
1992-93	Gary Trost	Sr.	34	516	15.2
1991-92	Gary Trost	Jr.	31	441	14.2
1990-91	Shawn Bradley	Fr.	34	503	14.8
1989-90	Marty Haws	Sr.	30	556	18.5
1988-89	Michael Smith	Sr.	29	765	26.4
1987-88	Michael Smith	Jr.	32	679	21.2
1986-87	Michael Smith	So.	32	643	20.1
1985-86	Jeff Chatman	So.	32	559	17.5
1984-85	Timo Saarelainen	Sr.	29	639	22.0
1983-84	Devin Durrant	Sr.	31	866	27.9
1982-83	Devin Durrant	Jr.	29	662	22.8
1981-82	Fred Roberts	Sr.	30	466	15.5
1980-81	Danny Ainge	Sr.	32	782	24.4
1979-80	Danny Ainge	Jr.	29	555	19.1
1978-79	Danny Ainge	So.	29	498	18.4
1977-78	Danny Ainge	Fr.	30	632	21.1
1976-77	Jay Cheesman	Sr.	27	429	15.9
1975-76	Jay Cheesman	Jr.	25	441	17.6
1974-75	Brian Frishman	Jr.	23	354	15.4
1973-74	Doug Richards	Sr.	26	527	20.3
1972-73	Kresimir Cosic	Sr.	26	524	20.2
1971-72	Kresimir Cosic	Jr.	26	581	22.3
1970-71	Bernie Fryer	Jr.	29	558	19.2
1969-70	Doug Howard	Sr.	26	472	18.2
1968-69	Doug Howard	Jr.	28	430	15.4
1967-68	Kari Lumo	Jr.	24	410	17.0
1966-67	Craig Raymond	Sr.	24	342	14.2
1965-66	Dick Nemelka	Sr.	25	599	24.0
1964-65	John Fairchild	Sr.	28	602	21.5
1963-64	John Fairchild	Jr.	25	507	20.3
1962-63	Bruce Burton	Sr.	26	445	17.1
1961-62	Bob Skousen	Jr.	24	363	15.9
1960-61	Gary Earnest	Sr.	26	429	16.5
1959-60	Dave Eastis	Jr.	24	483	20.1
1958-59	Bob Skousen	So.	26	462	17.7
1957-58	John Nicoll	Jr.	26	463	17.8
1956-57	John Benson	Sr.	28	516	18.4
1955-56	Terry Tebbs	Sr.	26	506	19.5
1954-55	Herschel Pedersen	Jr.	26	421	16.1
1953-54	Dean Larsen	Sr.	28	426	15.2
1952-53	Joe Richey	Sr.	29	525	17.5
1951-52	Joe Richey	Jr.	24	352	14.6
1950-51	Roland Minson	Sr.	37	619	16.7
1949-50	Joe Nelson	Sr.	31	420	14.5

INDIVIDUAL RECORDS

Points Scored

Game: 52
 Jimmer Fredette vs. New Mexico, 03/11/2011

Season: 1,068
 Jimmer Fredette (2010-11)

Career: 2,720
 Tyler Haws (2009-10, 12-15)

Highest Scoring Average
 Season (Minimum 20 games played): 28.9
 Jimmer Fredette, 2010-11

Career (Minimum 50 games played): 20.92
 John Fairchild, 1963-65

REBOUNDS PER GAME

Season	Player	Yr	G	Reb	Avg
2018-19	Yoeli Childs	Jr.	32	309	9.7
2017-18	Yoeli Childs	So.	35	301	8.6
2016-17	Eric Mika	So.	34	312	9.2
2015-16	Kyle Collinsworth	Sr.	37	303	8.2
2014-15	Kyle Collinsworth	Jr.	33	286	8.7
2013-14	Kyle Collinsworth	So.	34	275	8.1
2012-13	Brandon Davies	Sr.	36	287	8.0
2011-12	Brandon Davies	Jr.	35	269	7.7
2010-11	Noah Hartsock	Sr.	37	220	5.9
2009-10	Noah Hartsock	Jr.	36	184	5.1
2008-09	Jonathan Tavernari	Jr.	33	239	7.2
2007-08	Trent Plaisted	Jr.	35	269	7.7
2006-07	Keena Young	Sr.	34	223	6.6
2005-06	Trent Plaisted	Fr.	29	199	6.9
2004-05	Keena Young	So.	25	140	5.6
2003-04	Rafael Araujo	Sr.	30	303	10.1
2002-03	Rafael Araujo	Jr.	32	286	8.9
2001-02	Travis Hansen	Jr.	30	187	6.2
2000-01	Mekeli Wesley	Sr.	33	181	5.5
1999-00	Mekeli Wesley	Jr.	33	192	5.8
1998-99	Mark Bigelow	Fr.	28	175	6.3
1997-98	Ron Sellaze	Jr.	21	146	7.0
1996-97	Justin Weidauer	Jr.	18	158	8.3
1995-96	Justin Weidauer	So.	28	204	7.3
1994-95	Russell Larson	Sr.	32	222	6.9
1993-94	Russell Larson	Jr.	32	292	9.1
1992-93	Gary Trost	Sr.	34	236	6.9
1991-92	Gary Trost	Jr.	31	203	6.3
1990-91	Shawn Bradley	Fr.	34	262	7.7
1989-90	Andy Toolson	Sr.	30	198	6.6
1988-89	Michael Smith	Sr.	29	248	8.6
1987-88	Michael Smith	Jr.	32	248	7.8
1986-87	Michael Smith	So.	32	273	8.5
1985-86	Tom Gneiting	Jr.	21	230	7.4
1984-85	Alan Pollard	Fr.	29	189	6.5
1983-84	Brett Applegate	Sr.	31	352	11.4
1982-83	Greg Kite	Sr.	29	255	8.8
1981-82	Steve Trumbo	Jr.	29	335	11.5
1980-81	Steve Trumbo	So.	32	342	10.7
1979-80	Alan Taylor	Sr.	29	317	10.9
1978-79	Alan Taylor	Sr.	29	266	9.5
1977-78	Alan Taylor	So.	29	246	8.5
1976-77	Jay Cheesman	Sr.	27	225	8.3
1975-76	Jay Cheesman	Jr.	25	233	9.3
1974-75	Mark Handy	So.	26	236	9.1
1973-74	Mark Handy	Fr.	26	227	8.7
1972-73	Kresimir Cosic	Sr.	26	246	9.5
1971-72	Kresimir Cosic	Jr.	26	332	12.8
1970-71	Kresimir Cosic	So.	27	341	12.6
1969-70	Paul Ruffner	Sr.	26	254	9.8
1968-69	Paul Ruffner	Jr.	28	268	9.6
1967-68	Jim Eakins	Jr.	23	252	10.1
1966-67	Craig Raymond	Sr.	24	183	7.6
1965-66	Craig Raymond	Jr.	25	247	9.9
1964-65	John Fairchild	Sr.	28	348	12.4
1963-64	John Fairchild	Jr.	25	330	13.2
1962-63	Bruce Burton	Sr.	26	271	10.4
1961-62	Bruce Burton	Jr.	26	271	10.4
1960-61	Dave Eastis	Sr.	26	243	9.3
1959-60	Dave Eastis	Jr.	24	245	10.2
1958-59	Bob Skousen	So.	26	239	9.2
1957-58	John Nicoll	Jr.	26	307	11.8
1956-57	John Benson	Sr.	28	317	11.3
1955-56	Herschel Pedersen	Sr.	26	314	12.1
1954-55	Herschel Pedersen	Jr.	26	293	11.3
1953-54	Nick Matejan	Jr.	26	276	10.6
1952-53	Nick Matejan	So.	30	292	9.7
1951-52	Joe Richey	Jr.	24	167	7.0
1950-51	Mel Hutchins	Sr.	37	471	12.7

INDIVIDUAL RECORDS

Most Rebounds

Game: 27
 Scott Warner at Texas Tech, 12/18/1969

Season: 471
 Mel Hutchins, 1950-51

Career: 1,047
 Kyle Collinsworth, 2010-11, 13-16

Highest Rebounding Average
 Season (Minimum 20 games played): 13.2
 John Fairchild, 1963-64

Career (Minimum 50 games played): 12.8
 John Fairchild, 1963-65

ASSISTS PER GAME

Season	Player	Yr	G	Ast	Avg
2018-19	TJ Haws	Jr.	32	162	5.1
2017-18	TJ Haws	So.	35	146	4.2
2016-17	L.J. Rose	Sr.	25	117	4.7
2015-16	Kyle Collinsworth	Sr.	37	275	7.4
2014-15	Kyle Collinsworth	Jr.	33	197	6.0
2013-14	Kyle Collinsworth	So.	34	156	4.6
2012-13	Matt Carino	So.	36	171	4.7
2011-12	Matt Carino	Fr.	25	115	4.6
2010-11	Jimmer Fredette	Sr.	37	160	4.3
2009-10	Jimmer Fredette	Jr.	34	159	4.7
2008-09	Jimmer Fredette	So.	33	135	4.1
2007-08	Ben Murdoch	Sr.	35	125	3.6
2006-07	Austin Ainge	Sr.	34	150	4.4
2005-06	Rashawn Broadus	Jr.	28	104	3.6
2004-05	Austin Ainge	So.	30	130	4.1
2003-04	Luiz Lemes	Sr.	30	136	4.5
2002-03	Kevin Woodberry	Jr.	32	80	2.5
2001-02	Matt Montague	Sr.	30	217	7.2
2000-01	Matt Montague	Jr.	33	97	2.9
1999-00	Matt Montague	So.	33	125	3.8
1998-99	Michael Vranes	Fr.	28	80	2.9
1997-98	Brian Dignan	Jr.	27	109	4.0
1996-97	Matt Montague	Jr.	26	131	5.0
1995-96	Randy Reid	Sr.	28	142	5.1
1994-95	Robbie Reid	So.	32	157	4.9
1993-94	Randy Reid	So.	32	87	2.7
1992-93	Randy Reid	Fr.	34	141	4.1
1991-92	Nathan Call	Sr.	32	204	6.4
1990-91	Nathan Call	Jr.	34	164	4.8
1989-90	Marty Haws	Sr.	30	123	4.1
1988-89	Marty Haws	Jr.	29	149	5.1
1987-88	Brian Taylor	Sr.	32	151	4.7
1986-87	Brian Taylor	Jr.	32	118	3.7
1985-86	Bob Capener	Jr.	32	104	3.3
1984-85	Mike Perry	Sr.	27	114	4.2
1983-84	Chris Nikchevich	So.	30	117	3.9
1982-83	Marty Perry	So.	27	91	3.4
1981-82	Scott Sinek	Fr.	30	100	3.3
1980-81	Danny Ainge	Sr.	32	127	4.0
1979-80	Danny Ainge	Jr.	29	132	4.6
1978-79	Danny Ainge	So.	29	122	4.5
1977-78	Danny Ainge	Fr.	30	158	5.3
1976-77	Mike May	Jr.	26	108	4.2
1975-76	Verne Thompson	Jr.	26	78	3.0
1951-52	Jerry Romney	Jr.	24	37	1.6
1950-51	Roland Minson	Sr.	37	99	2.7

INDIVIDUAL RECORDS

Most Assists

Game: 16
 Mike May vs. Niagara, 12/11/1976
 Kyle Collinsworth vs. Portland, 02/25/2016

Season: 275
 Kyle Collinsworth, 2015-16

Career: 703
 Kyle Collinsworth, 2010-11, 13-16

Most Assists Per Game

Season (Minimum 20 games played): 7.4
 Kyle Collinsworth, 2015-16

Career (Minimum 50 games played): 5.0
 Kyle Collinsworth, 2010-11, 13-16

YEAR-BY-YEAR LEADERS

BLOCKS PER GAME

Season	Player	Yr	G	Blk	Avg
2018-19	Gavin Baxter	Fr.	30	33	1.1
2017-18	Yoeli Childs	So.	35	63	1.8
2016-17	Eric Mika	So.	34	63	1.9
2015-16	Kyle Davis	Jr.	37	50	1.4
2014-15	Corbin Kaufusi	Fr.	34	34	1.0
2013-14	Nate Austin	Jr.	35	31	0.9
2012-13	Brandon Davies	Sr.	36	35	1.0
2011-12	Noah Hartsock	Sr.	34	55	1.6
2010-11	Noah Hartsock	Jr.	37	61	1.6
2009-10	Noah Hartsock	So.	36	46	1.3
2008-09	Lee Cumnard	Sr.	33	30	0.9
2007-08	Lee Cumnard	Jr.	35	35	1.0
2006-07	Trent Plaisted	So.	34	46	1.4
2005-06	Fernando Malaman	Jr.	29	29	1.0
2004-05	Chris Miles	Fr.	28	30	1.1
2003-04	Rafael Araujo	Sr.	30	25	0.8
2002-03	Travis Hansen	Sr.	32	20	0.6
2001-02	Eric Nielsen	Sr.	30	23	0.8
2000-01	Mekeli Wesley	Sr.	33	27	0.8
1999-00	Mekeli Wesley	Jr.	33	25	0.8
1998-99	Silester Rivers	Jr.	27	19	0.7
1997-98	Bret Jepsen	So.	27	21	0.8
1996-97	Eric Nielsen	Fr.	26	19	0.7
1995-96	Ken Roberts	Sr.	28	26	0.9
1994-95	Russell Larson	Sr.	32	44	1.4
1993-94	Russell Larson	Jr.	32	40	1.3
1992-93	Russell Larson	So.	33	41	1.2
1991-92	Russell Larson	Fr.	32	41	1.3
1990-91	Shawn Bradley	Fr.	34	177	5.2
1987-88	Jim Usevitch	Sr.	32	41	1.3
1986-87	Jeff Chatman	Jr.	32	40	1.3
1985-86	Alan Pollard	So.	31	32	1.0
1984-85	Alan Pollard	Fr.	29	30	1.0
1983-84	Jim Usevitch	So.	30	27	0.9
1982-83	Greg Kite	Sr.	29	81	2.8
1981-82	Greg Kite	Jr.	30	45	1.5
1980-81	Greg Kite	So.	32	71	2.2
1979-80	Alan Taylor	Sr.	29	52	1.8
1978-79	Alan Taylor	Jr.	28	39	1.4
1977-78	Alan Taylor	So.	29	28	1.0

INDIVIDUAL RECORDS

Most Blocks

Game: 14
Shawn Bradley vs. Eastern Kentucky, 12/07/1990

Season: 177
Shawn Bradley, 1990-91

Career: 208
Greg Kite, 1979-83

Most Blocks Per Game

Season (Minimum 20 games played): 5.2
Shawn Bradley, 1990-91

Career (Minimum 50 games played or 150 career blocks): 5.2
Shawn Bradley, 1990-91

STEALS PER GAME

Season	Player	Yr	G	Stl	Avg
2018-19	TJ Haws	Jr.	32	38	1.2
2017-18	TJ Haws	So.	35	44	1.3
2016-17	TJ Haws*	Fr.	34	34	1.0
2015-16	Kyle Collinsworth	Sr.	37	74	2.0
2014-15	Kyle Collinsworth	Jr.	33	59	1.8
2013-14	Matt Carlino	Jr.	35	61	1.7
2012-13	Matt Carlino	So.	36	64	1.8
2011-12	Brandon Davies	Jr.	35	51	1.5
2010-11	Jackson Emery	Sr.	37	101	2.7
2009-10	Jackson Emery	Jr.	35	91	2.6
2008-09	Jimmy Fredette	So.	33	50	1.5
2007-08	Jonathan Iavernari	So.	35	48	1.4
2006-07	Lee Cumnard	So.	34	50	1.5
2005-06	Rashaun Broadus	Jr.	28	36	1.3
2004-05	Mike Hall	Sr.	30	47	1.6
2003-04	Rafael Araujo	Sr.	30	43	1.4
2002-03	Kevin Woodberry	Jr.	32	46	1.4
2001-02	Matt Montague	Sr.	30	42	1.4
2000-01	Trent Whiting	Sr.	26	36	1.4
1999-00	Terrell Lyday	Jr.	33	62	1.9
1998-99	Mark Bigelow	Fr.	28	38	1.4
1997-98	Brian Hamilton	Jr.	30	41	1.4
1996-97	Michael Vranes	Fr.	2	4	2.0
1995-96	Randy Reid	Sr.	28	41	1.5
1994-95	Robbie Reid	So.	32	61	1.9
1993-94	Russell Larson	Jr.	32	46	1.4
1991-92	Jerry Miller	Jr.	28	39	1.4
1990-91	Nathan Call	Jr.	34	46	1.4
1989-90	Marty Haws	Sr.	30	66	2.2
1988-89	Marty Haws	Jr.	29	48	1.7
1987-88	Marty Haws	So.	32	45	1.4
1986-87	Bob Capener	Sr.	32	32	1.0
1985-86	Bob Capener	Jr.	32	37	1.2
1984-85	Scott Sinek	Sr.	27	41	1.5
1983-84	Brett Applegate	Sr.	31	51	1.6
1982-83	Scott Sinek	So.	27	37	1.4
1980-81	Danny Ainge	Sr.	32	46	1.4
1979-80	Danny Ainge	Jr.	29	43	1.5
1978-79	Danny Ainge	So.	27	46	1.7
1977-78	Danny Ainge	Fr.	30	60	2.0

*Nick Emery averaged 1.6 steals in 2016-17. His statistics from 2015-17 were vacated by the NCAA Committee on Infractions.

INDIVIDUAL RECORDS

Most Steals

Game: 9
Mark Bigelow vs. Arizona, 11/28/1998


Season: 101
Jackson Emery, 2010-11

Career: 249
Jackson Emery, 2005-06, 08-11


Most Steals Per Game

Season (Minimum 20 games played): 2.7
Jackson Emery, 2010-11


Career (Minimum 50 games played): 1.87
Jackson Emery, 2005-06, 08-11



Lee Cumnard



Marty Haws



Kyle Collinsworth

YEAR-BY-YEAR LEADERS

FIELD GOAL PERCENTAGE (MINIMUM 50 FGS)

Season	Player	Yr	FG	FGA	Pct
2018-19	Gavin Baxter	Jr.	59	91	.648
2017-18	Yoeil Childs	So.	246	455	.541
2016-17	Yoeil Childs	Fr.	122	222	.550
2015-16	Corbin Kaufusi	So.	79	129	.612
2014-15	Skyler Halford	Sr.	94	194	.485
2013-14	Anson Winder	Jr.	76	141	.539
2012-13	Josh Sharp	So.	55	97	.567
2011-12	Noah Hartsock	Sr.	216	382	.565
2010-11	Brandon Davies	So.	115	219	.525
2009-10	Noah Hartsock	So.	97	175	.554
2008-09	Chris Miles	Jr.	94	165	.570
2007-08	Lee Cummond	Jr.	198	348	.569
2006-07	Lee Cummond	Sr.	114	206	.553
2005-06	Fernando Malaman	Jr.	85	162	.525
2004-05	Jared Jensen	Sr.	88	160	.550
2003-04	Rafael Araujo	Sr.	211	368	.573
2002-03	Jared Jensen	So.	81	141	.574
2001-02	Jared Jensen	Fr.	88	149	.591
2000-01	Eric Nielsen	Jr.	77	127	.606
1999-00	Eric Nielsen	So.	74	128	.578
1998-99	Silester Rivers	Jr.	109	195	.559
1997-98	Mekeli Wesley	Jr.	129	313	.412
1996-97	Eric Nielsen	Fr.	81	157	.516
1995-96	Ken Roberts	Sr.	170	316	.538
1994-95	Ken Roberts	Jr.	171	307	.557
1993-94	Ken Roberts	So.	142	246	.577
1992-93	Russell Larson	So.	135	214	.631
1991-92	Jared Miller	Jr.	92	160	.575
1990-91	Gary Tosh	So.	80	134	.597
1989-90	Steve Schreiner	Jr.	135	238	.567
1988-89	Michael Smith	Sr.	286	545	.525
1987-88	Jeff Chatman	Sr.	253	425	.596
1986-87	Tom Gneiting	Sr.	90	146	.616
1985-86	Jeff Chatman	So.	230	422	.545
1984-85	Alan Pollard	Fr.	98	191	.513
1983-84	Jim Usevitch	So.	85	137	.620
1982-83	Gary Furniss	Sr.	61	105	.581
1981-82	Steve Trumbo	Sr.	136	265	.513
1980-81	Fred Roberts	Jr.	216	373	.579
1979-80	Alan Taylor	Sr.	138	231	.597
1978-79	Alan Taylor	Jr.	148	252	.587
1977-78	Alan Taylor	So.	170	301	.565
1976-77	Mark Handy	Sr.	113	207	.546
1975-76	Mark Handy	Jr.	105	208	.505
1974-75	Mark Handy	So.	119	222	.536
1973-74	Greg Clawson	Jr.	53	95	.558
1972-73	Kalevi Sarkalahti	Sr.	117	219	.534
1971-72	Belmont Anderson	So.	60	111	.541
1970-71	Jay Bunker	So.	56	99	.566
1969-70	Paul Ruffner	Sr.	178	374	.476
1968-69	Doug Howard	Jr.	158	324	.488
1967-68	Jim Eakins	Sr.	133	265	.502
1966-67	Jim Eakins	Jr.	75	137	.547
1965-66	Jim Eakins	So.	52	92	.565
1964-65	Steve Kramer	Jr.	114	214	.533
1963-64	Steve Kramer	So.	104	220	.473
1962-63	John Lewis	Jr.	83	175	.474
1961-62	Bruce Burton	Jr.	160	363	.441
1960-61	Jim Kelson	So.	87	182	.478
1959-60	Dave Eastis	Jr.	181	397	.456
1958-59	Mac Madsen	Sr.	117	246	.476
1957-58	John Nicoll	Sr.	173	393	.440
1956-57	John Benson	Jr.	173	427	.405
1955-56	Terry Tebbis	Sr.	183	464	.394
1954-55	Herschel Pedersen	Jr.	162	409	.396
1953-54	Dean Larsen	Sr.	147	368	.399
1952-53	Dean Larsen	Jr.	77	208	.370
1951-52	Boyd Jarman	Jr.	75	197	.381
1950-51	Mel Hutchins	Sr.	227	575	.395
1949-50	Mel Hutchins	Jr.	153	374	.409

FREE-THROW PERCENTAGE (MINIMUM 50 FTS)

Season	Player	Yr	FT	FTA	Pct
2018-19	TJ Haws	Jr.	165	190	.868
2017-18	Elijah Bryant	Jr.	147	173	.850
2016-17	TJ Haws*	Fr.	100	127	.787
2015-16	Chase Fischer*	Sr.	143	173	.827
2014-15	Skyler Halford	Sr.	59	67	.881
2013-14	Tyler Haws	Jr.	223	253	.881
2012-13	Tyler Haws	So.	185	211	.877
2011-12	Noah Hartsock	Sr.	128	152	.842
2010-11	Jimmer Fredette	Sr.	252	282	.894
2009-10	Tyler Haws	Fr.	110	120	.917
2008-09	Lee Cummond	Sr.	122	140	.871
2007-08	Lee Cummond	Jr.	96	112	.857
2006-07	Keena Young	Sr.	118	147	.803
2005-06	Jimmy Balderson	Jr.	71	89	.798
2004-05	Jared Jensen	Sr.	70	84	.833
2003-04	Mark Bigelow	Sr.	104	129	.806
2002-03	Mark Bigelow	Jr.	93	112	.830
2001-02	Jared Jensen	Fr.	82	97	.845
2000-01	Terrell Lyday	Sr.	162	197	.822
1999-00	Terrell Lyday	Jr.	132	178	.742
1998-99	Mekeli Wesley	So.	57	68	.838
1997-98	Danny Bower	Jr.	81	104	.779
1996-97	Jeff Campbell	Sr.	83	116	.716
1995-96	Randy Reid	Sr.	88	106	.830
1994-95	Randy Reid	Jr.	86	101	.851
1993-94	Russell Larson	Jr.	181	221	.819
1992-93	Randy Reid	Fr.	71	83	.855
1991-92	Mark Heslop	Sr.	61	74	.824
1990-91	Scott Moon	Jr.	77	102	.755
1989-90	Marty Haws	Sr.	141	179	.788
1988-89	Michael Smith	Sr.	160	173	.925
1987-88	Brian Taylor	Sr.	97	111	.874
1986-87	Michael Smith	So.	103	114	.904
1985-86	Richie Webb	Sr.	50	59	.847
1984-85	Chris Nikchevich	Jr.	76	97	.784
1983-84	Chris Nikchevich	So.	55	61	.902
1982-83	Devin Durrant	Jr.	200	261	.766
1981-82	Scott Sinek	Fr.	90	109	.826
1980-81	Danny Ainge	Sr.	164	199	.824
1979-80	Danny Ainge	Jr.	97	124	.782
1978-79	Scott Runia	Jr.	50	57	.877
1977-78	Danny Ainge	Fr.	146	169	.864
1976-77	Verne Thompson	Sr.	84	103	.816
1975-76	Jay Cheesman	Jr.	97	129	.752
1974-75	Veryl Law	So.	61	77	.792
1973-74	Belmont Anderson	Sr.	93	115	.809
1972-73	Kresimir Cosic	Sr.	113	140	.807
1971-72	Kresimir Cosic	Jr.	167	207	.807
1970-71	Steve Kelly	Sr.	106	135	.785
1969-70	Doug Howard	Sr.	122	143	.853
1968-69	Doug Howard	Jr.	114	140	.814
1967-68	Marty Lythgoe	Jr.	68	90	.756
1966-67	Kari Luimo	So.	93	116	.802
1965-66	Steve Kramer	Sr.	101	125	.808
1964-65	Bob Quinney	Sr.	55	61	.902
1963-64	Mike Gardner	Jr.	108	132	.818
1962-63	Gary Batchelor	Sr.	104	119	.874
1961-62	Gary Batchelor	Jr.	98	118	.831
1960-61	Gary Earnest	Sr.	107	137	.781
1959-60	Gary Earnest	Jr.	81	102	.794
1958-59	Bob Skousen	So.	116	152	.763
1957-58	John Gustin	Jr.	59	77	.766
1956-57	Tom Steinke	Sr.	105	124	.847
1955-56	Terry Tebbis	Sr.	140	174	.805
1954-55	Terry Tebbis	Jr.	112	146	.767
1953-54	Sherman Crump	Sr.	70	100	.700
1952-53	Joe Richey	Sr.	123	156	.788
1951-52	Joe Richey	Jr.	62	84	.738
1950-51	Jerry Romney	Jr.	82	115	.713
1949-50	Joe Nelson	Sr.	121	154	.786
1948-49	Joe Nelson	Jr.	121	161	.752

*Nick Emery shot .829 from the free-throw line in 2016-17 and .854 from the free-throw line in 2015-16. His statistics from 2015-17 were vacated by the NCAA Committee on Infractions.

3-POINT FIELD GOAL PERCENTAGE (MINIMUM 35 3FGS)

Season	Player	Yr	3FG	3FGA	Pct
2018-19	Zac Seljas	Jr.	44	118	.373
2017-18	Elijah Bryant	Jr.	85	205	.415
2016-17	TJ Haws	Fr.	76	188	.404
2015-16	Zac Seljas	Fr.	68	136	.500
2014-15	Skyler Halford	Sr.	52	108	.481
2013-14	Tyler Haws	Jr.	40	99	.404
2012-13	Tyler Haws	So.	43	113	.381
2011-12	Brock Zylstra	Jr.	50	133	.376
2010-11	Jimmer Fredette	Sr.	124	313	.396
2009-10	Jimmer Fredette	Jr.	77	175	.440
2008-09	Lee Cummond	Jr.	36	93	.387
2007-08	Lee Cummond	Jr.	60	127	.472
2006-07	Austin Ainge	Sr.	56	117	.479
2005-06	Brock Reichner	Sr.	53	110	.482
2004-05	Mike Rose	So.	56	138	.406
2003-04	Luiz Lemes	Sr.	36	85	.424
2002-03	Mark Bigelow	Jr.	63	151	.417
2001-02	Mark Bigelow	So.	65	154	.422
2000-01	Terrell Lyday	Sr.	60	151	.397
1999-00	Todd Christensen	Jr.	39	93	.419
1998-99	Michael Vranes	Fr.	40	96	.417
1997-98	Danny Bower	Jr.	68	187	.364
1996-97	Lance Archibald	So.	31	115	.270
1995-96	Randy Reid	Sr.	27	99	.273
1994-95	Robbie Reid	So.	61	165	.370
1993-94	Robbie Reid	Fr.	35	100	.350
1992-93	Nick Sanderson	Sr.	73	209	.349
1991-92	Nathan Call	Sr.	45	85	.529
1990-91	Mark Heslop	Jr.	45	113	.398
1989-90	Andy Toolson	Sr.	74	151	.490
1988-89	Andy Toolson	Jr.	42	109	.385
1987-88	Michael Smith	Jr.	49	113	.434
1986-87	Bob Capener	Sr.	60	151	.397

3-POINT FIELD GOALS

Season	Player	Yr	3FG	3FGA	Pct
2018-19	TJ Haws	Jr.	57	162	.352
2017-18	TJ Haws	So.	85	205	.415
2016-17	TJ Haws	Fr.	76	188	.404
2015-16	Chase Fischer	Sr.	112	305	.367
2014-15	Chase Fischer	Jr.	103	248	.415
2013-14	Matt Carlino	Jr.	60	177	.339
2012-13	Matt Carlino	So.	56	167	.335
2011-12	Brock Zylstra	Jr.	50	133	.376
2010-11	Jimmer Fredette	Sr.	124	313	.396
2009-10	Jackson Emery	Jr.	85	197	.431
2008-09	Jonathan Tavernari	Jr.	85	223	.381
2007-08	Jonathan Tavernari	So.	88	234	.376
2006-07	Mike Rose	Sr.	61	131	.466
2005-06	Brock Reichner	Sr.	53	110	.482
2004-05	Mike Rose	So.	56	138	.406
2003-04	Mark Bigelow	Sr.	41	141	.291
2002-03	Mark Bigelow	Jr.	63	151	.417
2001-02	Mark Bigelow	So.	65	154	.422
2000-01	Terrell Lyday	Sr.	60	151	.397
1999-00	Terrell Lyday	Jr.	67	170	.394
1998-99	Mark Bigelow	Fr.	44	113	.389
1997-98	Danny Bower	Jr.	68	187	.364
1996-97	Lance Archibald	So.	31	115	.270
1995-96	Randy Reid	Sr.	27	99	.273
1994-95	Robbie Reid	So.	61	165	.370
1993-94	Robbie Reid	Fr.	35	100	.350
1992-93	Nick Sanderson	Sr.	73	209	.349
1991-92	Mark Heslop	Jr.	58	127	.457
1990-91	Mark Heslop	Jr.	45	113	.398
1989-90	Andy Toolson	Sr.	74	151	.490
1988-89	Andy Toolson	Jr.	42	109	.385
1987-88	Michael Smith	Jr.	49	113	.434
1986-87	Bob Capener	Sr.	60	151	.397

INDIVIDUAL RECORDS

Most 3-Point Field Goals Made

Half: 9
Chase Fischer vs. Chaminade, 11/25/2014

Game: 10
Chase Fischer vs. Chaminade, 11/25/2014/Nick Emery at USF, 02/11/2016

Season: 124
Jimmer Fredette, 2010-11

Career: 296
Jimmer Fredette, 2007-11

WEEK-BY-WEEK RANKING HISTORY

Date	AP/CP	1965-66	1972-73	1981-82	2009-10
1950-51		Preseason	November 21	12/15	January 4
Preseason	-/20	December 7	-/9	December 12	15/-
December 12	-/12	December 14	-/9	December 19	15/-
December 19	15/15	December 21	-/9	December 26	14/14
December 26	-/13	December 28	6/3	January 2	15/18
January 16	-/19	January 4	8/5	January 30	-/18
January 23	19/11	January 11	7/6	February 6	-/20
January 30	12/11	January 18	-/11	February 13	20/16
February 6	14/9	January 25	-/17	February 16	7/7
February 13	12/8	February 1	-/17	February 23	11/7
February 20	12/10	February 8	-/17	Preseason	15/17
February 27	11/10	February 15	-/14	December 4	18/18
March 6	11/10	Final/March 8	-/19	December 11	18/18
Final	11/10			December 18	18/18
				December 26	20/20
1953-54		Preseason	-/8	January 2	19/-
December 29	19/10	December 6	9/8	January 8	17/-
		December 13	7/6	January 15	18/20
1955-56		December 20	-/12	January 22	20/-
December 6	10/10	January 24	-/18	January 29	19/18
December 13	8/8	February 21	-/18	February 5	14/14
December 20	5/5			February 12	13/14
December 27	20/11	1970-71		February 19	14/14
January 7	-/16	March 9	-/13	February 26	12/13
January 31	-/19	Final/March 16	20/11	Final/March 4	12/12
February 7	-/17				
February 14	-/17	1971-72			
		Preseason	19/14	Preseason	18/17
1964-65		December 7	15/14	December 2	19/-
Preseason	19/17	December 14	6/4	December 9	19/17
December 8	-/9	December 21	7/11	December 16	18/19
December 15	-/20	December 28	8/9	December 23	20/18
December 22	-/18	January 4	18/20	December 30	19/19
December 29	-/17	January 11	14/15	January 6	17/18
January 5	-/20	January 18	13/14	January 13	15/13
January 12	-/16	January 25	13/13	January 20	18/-
January 26	-/18	February 1	10/10	January 27	15/16
February 2	-/19	February 8	10/10	February 3	16/19
February 9	-/14	February 15	11/10	February 10	15/17
February 16	-/15	February 22	7/7	February 17	17/19
February 23	-/15	February 29	7/7	February 24	15/19
March 2	10/9	March 7	8/8	March 3	18/19
Final/March 9	9/6	Final/March 14	9/9	Final/March 10	16/17

BYU AS A RANKED TEAM

Date	Opponent	Rank	Score	W/L	Date	Opponent	Rank	Score	W/L	Date	Opponent	Rank	Score	W/L
12/19/50	vs. Indiana State	15	75-72	W	03/18/71	vs. UCLA	20	73-91	L	12/22/79	at Utah State	18	89-84	W
12/20/50	vs. Indiana State	15	79-58	W	03/20/71	vs. Pacific	20	81-84	L	12/26/79	vs. Penn State	20	58-50	W
01/25/51	vs. Denver	19	91-58	W	12/03/71	vs. Kansas State	19	78-72	W	12/28/79	vs. Oregon State	20	71-86	L
01/27/51	vs. Denver	19	60-44	W	12/04/71	vs. Saint Joseph's	19	73-72	W	12/29/79	vs. Charlotte	20	104-91	W
02/02/51	vs. Utah State	12	83-57	W	12/09/71	vs. New Mexico State	15	90-80	W	01/03/80	at New Mexico	19	75-63	W
02/03/51	vs. Utah State	12	51-42	W	12/11/71	vs. Creighton	15	96-68	W	01/05/80	at UTEP	19	70-69	W
02/08/51	vs. Colorado State	14	70-42	W	12/15/71	at Oklahoma State	6	84-74	W	01/12/80	vs. Utah	17	89-72	W
02/09/51	vs. Colorado State	14	65-40	W	12/17/71	at Kansas	6	67-83	L	01/18/80	vs. Wyoming	18	53-56	L
02/16/51	at Utah	12	73-60	W	12/18/71	at Cincinnati	6	82-79	W	01/19/80	vs. Colorado State	18	104-82	W
02/17/51	at Utah	12	49-54	L	12/22/71	at Utah State	7	87-84	W	01/24/80	at San Diego State	20	123-91	W
02/23/51	at Colorado State	12	50-45	W	12/28/71	vs. Indiana	8	50-61	L	01/26/80	at Hawaii	20	34-33	W
02/24/51	at Colorado State	12	60-51	W	12/29/71	vs. Rice	8	96-73	W	01/31/80	vs. UTEP	19	89-81	W
02/26/51	at Wyoming	12	49-50	L	01/07/72	vs. Arizona State	18	111-102	W	02/02/80	vs. New Mexico	19	89-68	W
03/02/51	at Utah	11	58-67	L	01/08/72	vs. Arizona	18	88-67	W	02/09/80	at Utah	14	83-82	W
03/03/51	vs. Utah	11	69-50	W	01/15/72	at Utah	14	67-61	W	02/12/80	vs. Utah State	13	84-83	W
03/12/51	vs. Saint Louis	11	75-58	W	01/22/72	vs. Utah State	13	101-82	W	02/16/80	vs. Alaska	13	93-59	W
03/15/51	vs. Seton Hall	11	69-59	W	01/27/72	at Colorado State	13	75-68	W	02/21/80	at Colorado State	14	111-86	W
03/17/51	vs. Dayton	11	62-43	W	01/29/72	at Wyoming	13	101-74	W	02/23/80	at Wyoming	14	39-30	W
03/21/51	vs. San Jose State	11	68-61	W	02/03/72	vs. New Mexico	10	70-62	W	02/28/80	vs. Hawaii	12	107-82	W
03/23/51	vs. Kansas State	11	54-64	L	02/05/72	vs. UTEP (20T)	10	57-53	W	03/01/80	vs. San Diego State	12	114-81	W
03/24/51	vs. Washington	11	67-80	L	02/11/72	at Arizona	10	86-78	W	03/08/80	vs. Clemson	12	66-71	L
12/30/53	vs. La Salle	19	62-74	L	02/12/72	at Arizona State	10	95-99	L	11/28/80	at Washington	18	80-70	W
01/02/54	at Bradley	19	50-77	L	02/19/72	vs. Utah	11	79-66	W	11/29/80	at Oregon State	18	68-75	L
12/09/55	vs. Oregon	10	72-61	W	02/25/72	vs. Wyoming	7	70-56	W	12/06/80	at Utah State	19	82-79	W
12/10/55	vs. Oregon	10	83-52	W	02/26/72	vs. Colorado State	7	105-85	W	12/12/80	vs. North Texas State	19	108-92	W
12/16/55	vs. Colorado	8	70-53	W	03/03/72	at UTEP	7	69-73	L	12/13/80	vs. Saint Mary's	19	95-76	W
12/17/55	vs. Colorado	8	84-53	W	03/04/72	at New Mexico	7	61-60	W	12/16/80	vs. Michigan State	18	82-50	W
12/21/55	at NC State	5	81-95	L	03/11/72	vs. Long Beach State (OT)	8	90-95	L	12/19/80	vs. Illinois	18	80-75	W
12/22/55	at Wake Forest	5	80-86	L	12/01/72	vs. Santa Clara	12	84-73	W	12/20/80	at Tennessee	18	65-81	L
12/27/55	vs. Toledo	20	89-70	W	12/02/72	vs. Santa Clara	12	64-66	L	12/23/80	at Weber State	20	85-78	W
12/28/55	at Detroit	20	99-77	W	12/13/72	vs. Oklahoma State	17	96-69	W	12/27/80	vs. Utah State	20	104-89	W
12/30/55	at Michigan	20	79-80	L	12/16/72	vs. Utah State	17	88-80	W	01/02/81	at Air Force	19	77-65	W
12/04/64	vs. Oregon	19	99-70	W	12/22/72	vs. Cal State Fullerton	15	89-68	W	01/03/81	at UNLV (OT)	19	92-90	W
12/05/64	vs. Oregon	19	98-79	W	12/28/72	vs. Texas A&M	14	83-81	W	01/08/81	vs. San Diego State	17	84-73	W
03/05/65	vs. Wyoming	10	102-87	W	12/29/72	vs. Florida State	14	80-77	W	01/10/81	vs. Hawaii	17	91-74	W
03/06/65	vs. New Mexico	10	70-67	W	12/30/72	vs. Long Beach State	14	89-101	L	01/15/81	at New Mexico	15	92-87	W
03/13/65	vs. UCLA	9	76-100	L	01/05/73	vs. Colorado State (OT)	15	86-93	L	01/17/81	at UTEP	15	62-64	L
03/14/65	vs. Oklahoma City	9	102-112	L	01/06/73	vs. Wyoming	15	62-58	W	01/23/81	vs. Colorado State	18	66-46	W
12/29/65	vs. St. Bonaventure	6	87-87	W	02/15/73	vs. UTEP	20	48-43	W	01/24/81	vs. Wyoming	18	84-70	W
12/30/65	vs. Cornell	6	105-92	W	02/17/73	vs. New Mexico	20	66-76	L	01/31/81	at Utah	15	56-60	L
01/07/66	vs. Arizona State	8	95-81	L	02/17/73	vs. Illinois	15	76-86	L	02/06/81	vs. UNLV	16	86-77	W
01/08/66	vs. Arizona	8	87-74	W	11/30/79	vs. Baylor	15	100-58	W	02/07/81	vs. Air Force	16	62-51	W
01/13/66	at New Mexico	7	78-81	L	12/07/79	at Tulsa	18	73-71	L	02/12/81	at Hawaii	15	77-72	W
01/15/66	at Wyoming	7	101-107	L	12/08/79	at Oral Roberts	18	76-75	W	02/14/81	at San Diego State	15	72-73	L
12/09/66	vs. Denver	9	87-64	W	12/11/79	vs. Cal State Fullerton	18	80-64	W	02/19/81	vs. UTEP	17	84-75	W
12/10/66	vs. Saint Mary's	9	108-57	W	12/14/79	vs. UC Santa Barbara	18	87-65	W	02/21/81	vs. New Mexico	17	78-72	W
12/16/66	at Seattle	7	83-85	L	12/15/79	vs. La Salle (30T)	18	108-106	W	02/26/81	at Wyoming (20T)	15	84-86	L
12/17/66	at Oregon State	7	76-92	L	12/18/79	vs. Long Beach State	18	76-78	L	02/28/81	at Colorado State	15	80-69	W

BYU AS A RANKED TEAM

Date	Opponent	Rank	Score	W/L	Date	Opponent	Rank	Score	W/L	UTEP	10	4
03/07/81	vs. Utah	18	95-76	W	01/29/11	at New Mexico	9	77-86	L	Vermont	1	0
03/12/81	vs. Princeton	16	60-51	W	02/02/11	at Wyoming	8	69-62	W	Virginia	0	1
03/14/81	vs. UCLA	16	78-53	W	02/05/11	vs. UNLV	8	78-64	W	Wake Forest	0	1
03/19/81	vs. Notre Dame	16	51-50	W	02/09/11	at Air Force	7	90-52	W	Washington	1	1
03/21/81	vs. Virginia	16	60-74	L	02/12/11	vs. Utah	7	72-59	W	Weber State	3	0
12/04/81	vs. Oregon State	15	44-56	L	02/19/11	at TCU	7	79-56	W	Wofford	1	0
12/05/81	vs. UNLV	15	63-66	L	02/23/11	vs. Colorado State	7	84-76	W	Wyoming	12	4
01/21/88	at UTEP	12	81-71	W	02/26/11	at San Diego State	7	80-67	W	Xavier	0	1
01/23/88	at New Mexico	12	89-82	W	03/02/11	vs. New Mexico	3	64-82	L			
01/30/88	vs. Air Force	7	95-75	W	03/05/11	vs. Wyoming	3	102-78	W	BYU RECORD WHEN RANKED...		
02/02/88	vs. Tulsa	3	72-57	W	03/10/11	vs. TCU	8	64-58	W	No. 1	0	0
02/04/88	vs. Utah	3	82-64	W	03/11/11	vs. New Mexico	8	87-76	W	No. 2	0	0
02/06/88	at UAB	3	83-102	L	03/12/11	vs. San Diego State	8	54-72	L	No. 3	3	2
02/09/88	vs. Miami	8	99-86	W	03/17/11	vs. Wofford	10	74-66	W	No. 4	0	0
02/11/88	vs. Wyoming	8	78-69	W	03/19/11	vs. Gonzaga	10	89-67	W	No. 5	0	2
02/13/88	vs. Colorado State	8	86-80	W	03/24/11	vs. Florida	10	74-83	L	No. 6	4	1
02/18/88	at San Diego State (OT)	7	80-82	L						No. 7	11	6
02/20/88	at Hawaii	7	72-70	W	BYU SERIES RECORD AS A RANKED TEAM					No. 8	12	3
02/23/88	at Colorado State	11	75-67	W	Air Force	9	0			No. 9	5	3
02/25/88	at Air Force	11	76-62	W	Alaska	1	0			No. 10	9	2
02/27/88	at Utah	11	60-62	L	Arizona	4	0			No. 11	9	4
03/03/88	vs. New Mexico	15	89-82	W	Arizona State	2	1			No. 12	12	6
03/05/88	vs. UTEP (2OT)	15	80-83	L	Baylor	1	0			No. 13	8	1
03/10/88	vs. Hawaii	17	76-74	W	Boise State	0	1			No. 14	11	2
03/11/88	vs. UTEP	17	63-66	L	Bradley	0	1			No. 15	13	9
03/17/88	vs. Charlotte (OT)	19	98-92	W	Buffalo	1	0			No. 16	9	2
03/19/88	vs. Louisville	19	76-97	L	Chicago State	1	0			No. 17	10	2
12/28/92	vs. Oregon	25	70-76	L	Cincinnati	1	0			No. 18	19	4
12/29/92	vs. Oregon State	25	79-93	L	Clemson	0	1			No. 19	16	3
01/02/93	vs. UTEP	25	79-73	W	Colorado	2	0			No. 20	10	7
02/25/93	vs. Sacramento State	23	128-78	W	Colorado State	18	1			No. 21	6	2
02/27/93	at Utah	23	83-89	L	Cornell	1	0			No. 22	0	0
03/04/93	at UTEP	21	84-63	W	Creighton	2	0			No. 23	10	2
03/06/93	at New Mexico	21	76-79	L	CS Fullerton	2	0			No. 24	3	2
03/11/93	vs. Hawaii	25	85-71	W	Dayton	1	0			No. 25	7	4
03/12/93	vs. New Mexico	25	59-68	L	Denver	3	0					
02/21/07	vs. Colorado State	21	76-67	W	Detroit	1	0			BYU AS A RANKED TEAM		
02/24/07	at San Diego State	21	74-86	L	Florida	1	1			Overall Record: 187-69		
03/08/07	vs. TCU	23	77-64	W	Florida State	1	0			Home Record: 99-15		
03/09/07	vs. Wyoming	23	96-84	W	Fresno Pacific	1	0			Last Home Win: 3/5/11, No. 3 BYU vs. Wyoming (102-78)		
03/10/07	at UNLV	23	70-78	L	Fresno State	1	0			Last Home Loss: 3/2/11, No. 3 BYU vs. New Mexico (64-82)		
03/15/07	vs. Xavier	24	77-79	L	Gonzaga	1	0			Road Record: 53-32		
12/01/07	at Portland	21	78-54	W	Hawaii	8	0			Last Road Win: 2/26/11, No. 7 BYU at No. 4 San Diego State (80-67)		
12/05/07	vs. Weber State	20	72-57	W	Illinois	1	1			Last Road Loss: 1/29/11, No. 9 BYU at New Mexico (77-86)		
12/08/07	vs. Michigan State	20	61-68	L	Indiana	0	1			Neutral Win: 35-22		
12/12/07	vs. Lamar	25	88-66	W	Indiana State	2	0			Last Neutral Win: 3/19/11, No. 10 BYU vs. Gonzaga (89-67)		
12/15/07	vs. Pepperdine	25	86-67	W	Kansas	0	1			Last Neutral Loss: 3/24/11, No. 10 BYU vs. Florida (74-83 2OT)		
12/21/07	vs. Southern Utah	21	70-55	W	Kansas State	1	2			NCAA Tournament Record: 8-13		
12/29/07	at Boise State	20	70-73	L	La Salle	1	1			Overtime Record: 6-6		
03/13/08	vs. Colorado State	24	89-62	W	Lamar	1	0			Longest BYU Win Streak: 12 (1980)		
03/14/08	vs. San Diego State	24	63-54	W	Long Beach State	0	3			Longest Opponent Win Streak: 4 (1951-54 and 1966-71)		
03/15/08	at UNLV	24	61-76	L	Louisville	0	1			Largest BYU Margin of Victory: 51 (108-57) No. 9 BYU vs. Saint Mary's, 12/10/66		
03/12/09	vs. Air Force	25	80-69	W	Miami	1	0			Largest Opponent Margin of Victory: 27 (50-77) No. 19 BYU at Bradley, 1/25/54		
03/13/09	vs. San Diego State	25	62-64	L	Michigan	0	1			Most Points Scored by BYU: 128 (128-118) No. 29 BYU vs. Sacramento State, 2/25/93		
01/06/10	vs. UNLV	25	77-73	W	Michigan State	1	1			Most Points Scored by Opponent: 112 (102-112) No. 9 BYU vs. Oklahoma City, 3/14/65		
01/09/10	at UTEP	25	83-77	W	Mississippi Valley State	1	0					
01/13/10	at Air Force	18	67-49	W	New Mexico	10	8					
01/16/10	vs. Colorado State	18	91-47	W	New Mexico State	1	0					
01/20/10	vs. Wyoming	13	81-66	W	North Carolina State	0	1					
01/23/10	at San Diego State	13	71-69	W	North Texas	1	0					
01/27/10	at New Mexico	12	72-76	L	Notre Dame	1	0					
01/30/10	vs. Utah	12	82-69	W	Oklahoma City	0	1					
02/02/10	vs. TCU	12	76-56	W	Oklahoma State	2	0					
02/06/10	at UNLV	12	74-88	L	Oral Roberts	1	0					
02/13/10	vs. Air Force	17	91-48	W	Oregon	4	1					
02/17/10	at Colorado State	16	92-70	W	Oregon State	0	5					
02/20/10	at Wyoming	16	85-63	W	Pacific	0	1					
02/24/10	vs. San Diego State	13	82-68	W	Penn State	1	0					
02/27/10	vs. New Mexico	13	81-83	L	Pepperdine	1	0					
03/03/10	at Utah	14	71-51	W	Portland	1	0					
03/06/10	at TCU	14	107-77	W	Princeton	1	0					
03/11/10	vs. TCU	14	95-85	W	Rice	1	0					
03/12/10	at UNLV	14	66-70	L	Sacramento State	1	0					
03/18/10	vs. Florida (2OT)	17	99-92	W	Saint Mary's	3	0					
03/20/10	vs. Kansas State	17	72-84	L	San Diego State	8	5					
11/12/10	vs. Fresno State	24	83-56	W	San Jose State	1	0					
11/17/10	vs. Utah State	23	78-72	W	Santa Clara	1	1					
11/20/10	vs. Chicago State	23	109-60	W	Seattle	0	1					
11/23/10	vs. Mississippi Valley State	23	86-36	W	Seton Hall	1	0					
11/26/10	vs. South Florida (2OT)	23	77-75	W	South Florida	1	0					
11/27/10	vs. Saint Mary's	23	74-73	W	Southern Utah	1	0					
12/01/10	at Creighton	21	77-65	W	St. Bonaventure	1	0					
12/04/10	vs. Hawaii	21	78-57	W	Saint Joseph's	1	0					
12/08/10	vs. Vermont	18	86-58	W	Saint Louis	1	0					
12/11/10	vs. Arizona	18	87-65	W	TCU	7	0					
12/18/10	vs. UCLA	16	79-86	L	Tennessee	0	1					
12/21/10	at Weber State	23	72-66	W	Texas A&M	1	0					
12/23/10	vs. UTEP	23	89-68	W	Toledo	1	0					
12/30/10	at Buffalo	16	90-82	W	Tulsa	2	0					
01/01/11	vs. Fresno Pacific	16	93-57	W	UAB	0	1					
01/05/11	at UNLV	15	89-77	W	UCLA	1	3					
01/08/11	vs. Air Force	15	76-66	W	UCSB	1	0					
01/11/11	at Utah	11	104-79	W	Charlotte	2	0					
01/18/11	vs. TCU	9	83-67	W	UNLV	5	5					
01/22/11	at Colorado State	9	94-85	W	Utah	12	5					
01/26/11	vs. San Diego State	9	71-58	W	Utah State	10	0					

BYU VS. RANKED OPPONENTS

Date	Opponent	Rank	Score	W/L	Date	Opponent	Rank	Score	W/L	Date	Opponent	Rank	Score	W/L
1/29/49	at Utah	10	56-55	W	3/10/79	vs. San Francisco	19	63-86	L	1/27/10	at New Mexico	23	72-76	L
1/31/49	vs. Utah	10	65-45	W	12/28/79	vs. Oregon State	18	71-86	L	2/27/10	vs. New Mexico	10	81-83	L
2/18/49	at Utah	14	49-58	L	12/19/80	vs. Illinois	17	80-75	W	3/20/10	vs. Kansas State	7	72-84	L
2/19/49	vs. Utah	14	52-54	L	1/31/81	at Utah	9	56-60	L	1/5/11	at UNLV	25	89-77	W
2/21/49	vs. Wyoming	19	50-48	W	3/7/81	vs. Utah	9	95-76	W	1/26/11	vs. San Diego State	4	71-58	W
3/3/50	vs. Wyoming	18	55-44	W	3/14/81	vs. UCLA	10	78-53	W	2/26/11	at San Diego State	6	80-67	W
3/4/50	vs. Wyoming	18	70-52	W	3/19/81	vs. Notre Dame	7	51-50	W	3/12/11	vs. San Diego State	7	54-72	L
3/25/50	vs. UCLA	7	83-62	W	3/21/81	vs. Virginia	5	60-74	L	3/24/11	vs. Florida	15	74-83	L
1/8/51	at Wyoming	10	61-57	W	11/27/81	at UCLA	2	79-75	W	11/26/11	vs. Wisconsin	11	56-73	L
1/19/51	vs. Wyoming	13	64-58	W	12/5/81	vs. UNLV	18	63-66	L	12/17/11	vs. Baylor	6	83-86	L
1/20/51	vs. Wyoming	13	65-38	W	12/27/82	at St. John's	7	64-75	L	1/28/12	vs. Saint Mary's	21	66-80	L
3/12/51	vs. Saint Louis	10	75-58	W	12/17/83	at Kentucky	2	59-93	L	2/2/12	vs. Gonzaga	24	83-73	W
3/17/51	vs. Dayton	13	62-43	W	12/28/83	at UCLA	7	73-82	L	3/15/12	vs. Marquette	11	68-88	L
3/23/51	vs. Kansas State	4	54-64	L	2/4/84	at UTEP	7	77-85	L	11/17/12	vs. Notre Dame	20	68-78	L
3/24/51	vs. Washington	15	67-80	L	2/11/84	at Georgetown	3	51-67	L	1/24/13	at Gonzaga	10	63-83	L
12/28/51	vs. Kentucky	1	64-84	L	3/1/84	vs. UTEP	8	83-65	W	2/28/13	vs. Gonzaga	2	65-70	L
3/1/52	at Wyoming	16	49-55	L	3/17/84	vs. Kentucky	3	68-93	L	11/20/13	vs. Iowa State	21	88-90	L
12/22/52	vs. Saint Louis	17	86-69	W	12/22/84	vs. Washington	7	84-75	W	11/26/13	vs. Wichita State	12	62-75	L
12/31/52	at NC State	9	59-75	L	1/3/85	vs. UTEP	19	62-60	W	12/7/13	at UMass	21	96-105	L
12/30/53	vs. La Salle	13	62-74	L	1/13/86	vs. Notre Dame	16	80-76	W	12/21/13	at Oregon	13	96-100	L
2/11/55	vs. Utah	5	76-74	W	2/15/86	vs. UTEP	15	72-69	W	1/25/14	at Gonzaga	21	69-84	L
2/12/55	at Utah	5	71-78	L	12/9/86	at Iowa	4	75-86	L	2/20/14	vs. Gonzaga	25	73-65	W
12/21/55	at NC State	2	81-95	L	12/23/86	vs. Pittsburgh	14	93-73	W	11/24/14	vs. San Diego State	15	87-92	L
1/21/56	vs. Oklahoma City	14	60-62	L	3/12/87	vs. New Orleans	16	79-83	L	12/10/14	vs. Utah	13	61-65	L
3/15/57	vs. California	13	59-86	L	1/15/88	at Wyoming	12	83-67	W	12/27/14	vs. Gonzaga	8	80-87	L
9/16/57	vs. Idaho State	16	65-54	W	1/21/88	at UTEP	18	81-71	W	2/28/15	at Gonzaga	3	73-70	W
12/15/58	vs. Kansas State	3	77-68	W	2/11/88	vs. Wyoming	18	78-69	W	3/10/15	vs. Gonzaga	7	75-91	L
1/23/59	vs. Utah	20	56-70	L	3/15/90	vs. Clemson	17	47-49	L	1/14/16	at Gonzaga	25	69-68	W*
12/22/59	vs. Ohio State	3	79-91	L	12/8/90	vs. St. John's	17	62-67	L	2/4/16	vs. Saint Mary's	25	70-59	W*
1/22/60	at Utah	7	76-76	L	12/27/90	vs. South Carolina	12	49-52	L	1/5/17	at Saint Mary's	19	68-81	L
1/29/60	at Utah State	9	84-84	L	2/16/91	at Utah	14	74-81	L	2/2/17	vs. Gonzaga	1	75-85	L
2/13/60	vs. Utah State	7	75-75	L	3/2/91	vs. Utah	9	71-72	L	2/18/17	vs. Saint Mary's	22	57-70	L
2/25/60	vs. Utah	5	75-87	L	3/9/91	vs. Utah	8	51-49	W	2/25/17	at Gonzaga	1	79-71	W*
12/20/60	vs. Kansas	20	80-70	W	3/16/91	vs. Arizona	8	61-76	L	3/6/17	vs. Saint Mary's	20	50-81	L
12/27/60	at Louisville	5	67-95	L	12/28/91	vs. Michigan	11	83-86	L	1/25/18	at Saint Mary's	16	62-75	L
12/31/62	at Ohio State	2	91-97	L	2/1/92	vs. UTEP	19	80-63	W	2/3/18	at Gonzaga	14	60-68	L
1/11/63	at Arizona State	3	84-89	L	3/19/92	vs. Louisiana State	25	83-94	L	2/24/18	Gonzaga	6	65-79	L
2/16/63	vs. Arizona State	5	87-104	L	12/21/92	vs. Oklahoma	9	76-75	W	3/5/18	vs. Saint Mary's	20	85-72	W
12/30/63	vs. Oregon State	9	58-68	L	12/23/92	vs. Duke	1	66-89	L	3/6/18	vs. Gonzaga	6	54-75	L
12/11/64	at Wichita State	2	76-93	L	2/27/93	at Utah	11	83-89	L	11/6/18	at Nevada	7	70-86	L
12/12/64	at Wichita State	2	65-81	L	3/20/93	vs. Kansas	9	76-90	L	12/29/18	at Mississippi State	17	81-103	L
3/13/65	vs. UCLA	2	76-100	L	12/4/93	vs. North Carolina	4	65-97	L	1/31/19	Gonzaga	4	63-93	L
12/21/65	vs. Saint Joseph's	2	103-83	W	11/23/94	vs. Oklahoma State	19	69-59	W	2/23/19	at Gonzaga	2	68-102	L
12/30/66	at St. John's	8	73-76	L	12/2/95	at Mississippi State	8	74-79	L	<i>*Win vacated by the NCAA Committee on Infractions</i>				
1/21/67	vs. New Mexico	9	89-73	W	12/9/96	at Utah	15	77-83	L	Air Force	2	0		
1/28/67	vs. UTEP	6	76-85	L	3/2/96	vs. Utah	10	85-96	L	Arizona	0	7		
12/16/67	at Houston	2	69-102	L	1/11/97	vs. Utah	9	51-61	L	Arizona State	1	5		
1/20/68	at New Mexico	6	69-84	L	1/25/97	vs. Tulsa	24	56-72	L	Baylor	0	1		
2/16/68	vs. New Mexico	5	67-76	L	2/3/97	at New Mexico	13	32-74	L	California	0	1		
12/14/68	vs. Houston	12	75-98	L	2/6/97	at Utah	5	49-85	L	Clemson	0	1		
3/8/69	at New Mexico St	12	62-74	L	2/27/97	vs. New Mexico	11	48-90	L	Connecticut	0	1		
12/11/69	vs. New Mexico State	3	78-80	L	1/10/98	vs. Utah	3	61-71	L	Dayton	1	0		
3/4/70	vs. Utah State	18	73-86	L	1/29/98	vs. New Mexico	14	54-72	L	Duke	0	1		
12/17/70	at USC	9	65-101	L	2/5/98	at Utah	5	68-83	L	Florida	0	1		
12/19/70	vs. Utah State	15	111-83	W	2/26/98	at New Mexico	16	83-62	W	Florida State	1	0		
12/29/70	vs. Villanova	11	102-93	W	11/28/98	vs. Arizona	11	74-78	L	Georgetown	0	1		
12/31/71	at Utah State	12	70-72	L	1/30/99	at New Mexico	12	68-78	L	Gonzaga	5/3*	11		
3/13/71	at Utah State	16	91-82	W	2/6/99	vs. Utah	20	46-71	L	Houston	0	2		
3/18/71	vs. UCLA	1	73-91	L	2/25/99	vs. New Mexico	21	64-85	L	Idaho State	1	0		
12/28/71	vs. Indiana	7	50-61	L	3/4/99	vs. Utah	8	62-81	L	Illinois	1	0		
3/11/72	vs. Long Beach State	5	90-95	L	12/1/99	at Arizona	4	62-86	L	Indiana	0	2		
12/7/72	vs. Michigan	18	83-77	W	2/12/00	at Utah	21	62-77	L	Iowa	0	1		
12/29/72	vs. Florida State	12	80-77	W	12/22/01	vs. Stanford	13	81-76	W	Iowa State	0	1		
12/30/72	vs. Long Beach State	6	89-101	L	2/24/03	at Utah	23	64-71	L	Kansas	1	1		
12/15/73	at Kansas State	15	85-95	L	3/20/03	vs. Connecticut	23	53-58	L	Kansas State	1	3		
12/26/73	vs. Indiana	7	52-96	L	12/6/03	vs. Oklahoma State	25	76-71	W	Kentucky	0	3		
1/5/74	at New Mexico	12	75-84	L	3/18/04	vs. Syracuse	20	75-80	L	La Salle	0	1		
1/25/74	vs. Arizona State	20	89-71	W	11/22/04	vs. North Carolina	4	50-86	L	Long Beach State	0	2		
1/10/75	vs. Arizona State	12	80-110	L	12/21/04	vs. NC State	16	61-72	L	Louisiana State	0	1		
1/11/75	vs. Arizona	10	66-83	L	1/31/05	vs. Utah	25	58-72	L	Marquette	0	1		
2/14/75	at Arizona	19	81-97	L	2/26/05	at Utah	13	60-69	L	Michigan	1	1		
2/15/75	at Arizona State	8	79-99	L	11/15/06	at UCLA	5	69-82	L	Michigan State	0	2		
3/1/75	vs. UTEP	15	65-54	W	12/9/06	vs. Michigan State	25	61-76	L	Mississippi State	0	2		
12/20/76	at North Carolina	11	93-113	L	12/7/07	vs. Air Force	13	61-52	W	Nevada	0	1		
1/22/77	at Arizona	16	85-113	L	2/3/07	vs. UNLV	25	90-63	W	New Mexico	2	12		
2/17/77	vs. Arizona	17	62-64	L	2/27/07	at Air Force	25	62-58	W	New Mexico State	0	2		
3/5/77	vs. Utah	20	54-67	L	3/10/07	at UNLV	25	70-78	L	New Orleans	0	1		
12/28/77	vs. North Carolina	2	81-94	L	11/23/07	vs. Louisville	6	78-76	W	North Carolina	0	5		
1/26/78	at New Mexico	10	82-95	L	11/24/07	vs. North Carolina	1	63-73	L	North Carolina State	0	3		
2/25/78	vs. New Mexico	5	66-71	L	12/8/07	vs. Michigan State	9	61-68	L					
3/4/78	at Utah	19	74-81	L	12/20/08	vs. Arizona State	20	75-76	L					
12/2/78	at Texas	13	57-96	L	1/3/09	vs. Wake Forest	6	87-94	L					

BYU VS. RANKED OPPONENTS

BYU SERIES RECORD VS. RANKED OPPONENTS (CONT'D)

Notre Dame	2	1
Ohio State	0	2
Oklahoma	1	0
Oklahoma City	0	1
Oklahoma State	2	0
Oregon	0	1
Oregon State	0	2
Pittsburgh	1	0
Saint Mary's	2/1*	5
St. John's	0	3
Saint Joseph's	1	0
Saint Louis	2	0
San Diego State	2	2
San Francisco	0	1
South Carolina	0	1
Stanford	1	0
Syracuse	0	1
Texas	0	1
Tulsa	0	1
UCLA	3	4
UMass	0	1
UNLV	2	2
USC	0	1
Utah	5	25
Utah State	2	4
UTEP	6	2
Villanova	1	0
Virginia	0	1

Wake Forest	0	1
Washington	1	1
Wichita State	0	3
Wisconsin	0	1
Wyoming	8	1

**On-The-Court Record/Official Adjusted Record*

No. 22	0	1
No. 23	0	3
No. 24	1	1
No. 25	7/5*	4

**On-The-Court Record/Official Adjusted Record*

BYU WHEN FACING TEAMS RANKED...

No. 1	1/0*	5
No. 2	2	10
No. 3	2	6
No. 4	1	6
No. 5	1	11
No. 6	2	7
No. 7	3	11
No. 8	2	6
No. 9	3	9
No. 10	5	5
No. 11	1	7
No. 12	2	8
No. 13	5	7
No. 14	1	6
No. 15	3	5
No. 16	4	5
No. 17	2	4
No. 18	5	3
No. 19	4	4
No. 20	3	7
No. 21	0	6

BYU VS. RANKED OPPONENTS

Overall Record: 60-147/57-147*
 Home Record: 30-42/29-42* (17-31/16-31* in the Marriott Center)
 Last Home Win: 2/4/16 vs. No. 25 Saint Mary's (70-59)**
 Last Home Loss: 1/31/19 vs. No. 4 Gonzaga (63-93)
 Road Record: 13-59/11-59*
 Last Road Win: 2/25/17 at No. 1 Gonzaga (79-71)**
 Last Road Loss: 2/3/19 at No. 2 Gonzaga (68-102)
 Neutral Record: 17-46
 Last Neutral Win: 3/5/18 vs. No. 20 Saint Mary's (85-72)
 Last Neutral Loss: 3/6/18 vs. No. 6 Gonzaga (54-74)
 NCAA Tournament Record: 4-20
 Overtime Record: 4-7
 Longest BYU Win Streak: 9 (1949-51)
 Longest Opponent Win Streak: 11 (twice, 1976-79 and 1995-98)
 Largest BYU Margin of Victory: 28 (111-83) vs. No. 15 Utah State, 12/19/70
 Largest Opponent Margin of Victory: 44 (52-96) vs. Indiana, 12/26/73
 Most Points Scored by BYU: 111 (111-83) vs. No. 15 Utah State, 12/19/70
 Most Points Scored by Opponent: 113 twice in 1976-77

BYU IN THE NCAA RECORD BOOK

NCAA INDIVIDUAL RECORDS

Place	Category	Stat	Player
1st	Triple-Doubles Career	12	Kyle Collinsworth, 2010-11, 13-16
T-1st	Triple-Doubles Season	6	Kyle Collinsworth, 2014-15
T-1st	Triple-Doubles Season	6	Kyle Collinsworth, 2015-16
T-2nd	Blocks/Single Game	14	Shawn Bradley, vs. Eastern Kentucky 12/07/90
3rd	Blocks by Freshman/Season	177	Shawn Bradley, 1991
4th	Blocks/Game by Freshman	5.21	Shawn Bradley, 1991
T-5th	FT Pct by Freshman/Season	91.7	Tyler Haws, 2010
8th	Blocks/Season	177	Shawn Bradley, 1991
11th	Points/Season	1,068	Jimmer Fredette, 2010-11
13th	Free Throws Made/Career	724	Tyler Haws, 2009-10, 12-15
15th	Blocks Per Game/Season	5.21	Shawn Bradley, 1991
20th	Career Points	2,720	Tyler Haws, 2009-10, 12-15
35th	Career Points	2,599	Jimmer Fredette, 2007-11

NCAA TEAM RECORDS

Place	Category	Stat	Season/Opponent
3rd	FT Percentage/Season	81.5	1988-89
T-20th	Deficit Overcome to Win	25	vs. Iona (78-72), 03/13/12
T-14th	Blocked Shots/Game	17	vs. E. Kentucky, 12/07/90
T-14th	3-Point FG Percentage/Game	.833	vs. Texas (10-12), 11/25/13
T-26th	FT Percentage/Game	93.8	vs. Weber State, 12/28/00

NCAA ANNUAL CHAMPIONS

Team Free-Throw Percentage	81.5	1989
	77.3	1995
	78.0	2001
	79.0	2010
Individual Blocked Shot Average	5.21	Shawn Bradley, 1991
Individual Free-Throw Percentage	92.5	Michael Smith, 1989
Points Per Game	28.9	Jimmer Fredette, 2011

SCORING LEADERS

There have been nearly 600 players in the history of the NCAA to score at least 2,000 points in their career. Five BYU players – Danny Ainge, Michael Smith, Devin Durrant, Jimmer Fredette and Tyler Haws – have accomplished the feat. Haws scored 2,720 points, Fredette 2,599 points, Ainge 2,467, Smith 2,319 and Durrant 2,285 for the Cougars.



Kyle Collinsworth

1,000-POINT CLUB

1. TYLER HAWS • 2009-10, 12-15, G, 6-5 • 2,720 CAREER POINTS

YEAR	G	GS	MIN	AVG	FG	FGA	PCT	3FG	FGA	PCT	FT	FTA	PCT	REB	RPG	A	APG	TO	BLK	STL	PTS	PPG
2009-10	35	33	924	26.4	131	263	.498	25	68	.368	110	120	.917	146	4.2	54	1.5	41	5	26	397	11.3
2012-13	36	36	1235	34.3	276	571	.483	43	113	.381	185	211	.877	165	4.6	71	2.0	71	5	45	780	21.7
2013-14	33	33	1143	34.6	252	544	.463	40	99	.404	223	253	.881	126	3.8	49	1.5	63	9	34	767	23.2
2014-15	35	35	1125	32.1	258	538	.480	54	147	.367	206	236	.873	156	4.5	83	2.4	69	9	33	776	22.2
TOTAL	139	137	4427	31.8	917	1916	.479	162	427	.379	724	820	.883	593	4.3	257	1.8	244	28	138	2720	19.6

- Led BYU to the NIT semifinals as a sophomore in 2013
- WCC Player of the Year in 2014
- Honorable Mention AP All-American in 2014, 2015
- Top-10 in scoring in the NCAA in 2013, 2014, 2015

2. JIMMER FREDETTE • 2007-2011, G, 6-2 • 2,599 CAREER POINTS

YEAR	G	GS	MIN	AVG	FG	FGA	PCT	3FG	FGA	PCT	FT	FTA	PCT	REB	RPG	A	APG	TO	BLK	STL	PTS	PPG
2007-08	35	0	647	18.5	83	204	.407	43	128	.336	35	41	.854	37	1.1	61	1.7	41	3	27	244	7.0
2008-09	33	32	1090	33.0	184	383	.480	52	136	.382	116	137	.847	98	3.0	135	4.1	85	3	50	536	16.2
2009-10	34	33	1059	31.1	225	491	.458	77	175	.440	224	251	.892	105	3.1	159	4.7	93	5	41	751	22.1
2010-11	37	37	1323	35.8	346	765	.452	124	313	.396	252	282	.894	127	3.4	160	4.3	131	1	49	1068	28.9
Totals	139	102	4119	29.6	838	1843	.455	296	752	.394	627	711	.882	367	2.6	515	3.7	350	12	167	2599	18.7

- 2011 Consensus National Player of the Year (Wooden, Naismith, etc.)
- A consensus All-American in 2011
- 2011 MWC Player of the Year, three-time first-team All-MWC
- Led the nation in scoring in 2010-11

3. DANNY AINGE • 1977-81, G, 6-5 • 2,467 CAREER POINTS

YEAR	G	GS	MIN	AVG	FG	FGA	PCT	3FG	FGA	PCT	FT	FTA	PCT	REB	RPG	A	APG	TO	BLK	STL	PTS	PPG
1977-78	30	30	1140	38.0	243	473	.514	—	—	—	146	169	.864	173	5.8	158	5.3	104	6	60	632	21.1
1978-79	27	27	922	34.1	206	376	.548	—	—	—	86	112	.768	102	3.8	122	4.5	100	8	46	498	18.4
1979-80	29	29	984	33.9	229	430	.533	—	—	—	97	124	.782	114	3.9	132	4.6	72	3	43	555	19.1
1980-81	32	32	1213	37.9	309	596	.518	—	—	—	164	199	.824	152	4.8	127	4.0	103	4	46	782	24.4
Totals	118	118	4259	36.1	987	1875	.526	—	—	—	493	604	.816	541	4.6	539	4.6	379	21	195	2467	20.9

- Won Eastman and John Wooden Award in his senior season
- Drafted by both Toronto (MLB) and Boston (NBA)
- Scored game winning lay-up in Sweet Sixteen against Notre Dame
- NCAA record, scoring in double figures in 112 consecutive games

4. MICHAEL SMITH • 1983-84, 1986-89, F, 6-10 • 2,319 CAREER POINTS

YEAR	G	GS	MIN	AVG	FG	FGA	PCT	3FG	FGA	PCT	FT	FTA	PCT	REB	RPG	A	APG	TO	BLK	STL	PTS	PPG
1983-84	29	—	734	25.3	99	218	.454	—	—	—	34	45	.756	153	5.3	77	2.7	63	9	12	232	8.0
1986-87	32	24	986	30.8	253	497	.509	34	70	.486	103	114	.904	273	8.5	55	1.7	65	6	13	643	20.1
1987-88	32	32	1078	33.7	248	489	.507	49	113	.434	134	159	.843	248	7.8	100	3.1	101	3	24	679	21.2
1988-89	29	29	1079	37.2	286	545	.525	33	87	.379	160	173	.925	248	8.6	85	2.9	130	4	21	765	26.4
Totals	122	85	3877	31.8	886	1749	.507	116	270	.430	431	491	.878	922	7.6	317	2.6	359	22	70	2319	19.0

- Second-team UPI and third-team AP All-America as a junior
- Third-team Basketball Weekly, Sporting News All-America HM as a senior

5. DEVIN DURRANT • 1978-80, 1982-84, F, 6-7 • 2,285 CAREER POINTS

YEAR	G	GS	MIN	AVG	FG	FGA	PCT	3FG	FGA	PCT	FT	FTA	PCT	REB	RPG	A	APG	TO	BLK	STL	PTS	PPG
1978-79	28	28	795	28.8	142	263	.540	—	—	—	86	122	.705	146	5.2	66	2.4	75	10	20	370	13.2
1979-80	29	29	836	28.4	147	265	.555	—	—	—	93	130	.715	170	5.9	89	3.1	75	5	17	387	13.3
1982-83	29	29	1093	37.7	231	456	.507	—	—	—	200	261	.766	167	5.8	69	2.4	99	18	17	662	22.8
1983-84	31	31	1225	39.5	312	543	.575	—	—	—	242	307	.788	160	5.2	44	1.4	90	17	23	866	27.9
Totals	117	117	3949	33.8	832	1527	.545	—	—	—	621	820	.757	643	5.5	268	2.3	339	50	77	2285	19.5

- AP All-America Second Team, UPI All-America Third Team
- Holds the BYU record for scoring average of 27.9 in his senior season
- Drafted in the second round by the Indiana Pacers

6. RUSSELL LARSON • 1991-95, F/C, 6-11 • 1,885 CAREER POINTS

YEAR	G	GS	MIN	AVG	FG	FGA	PCT	3FG	FGA	PCT	FT	FTA	PCT	REB	RPG	A	APG	TO	BLK	STL	PTS	PPG
1991-92	32	1	656	20.5	101	187	.540	0	0	0.000	115	141	.816	162	5.1	16	0.5	36	41	25	317	9.9
1992-93	33	19	651	19.7	135	214	.631	0	2	.000	88	120	.733	145	4.4	34	1.0	47	41	26	358	10.8
1993-94	32	32	946	29.6	223	403	.553	10	35	.286	181	221	.819	292	9.1	44	1.4	75	40	46	637	19.9
1994-95	32	32	970	30.3	201	384	.523	14	28	.500	157	191	.822	222	6.9	40	1.3	73	44	34	573	17.9
Totals	129	84	3223	25.0	660	1188	.556	24	65	.369	541	673	.804	821	6.4	134	1.0	231	166	131	1885	14.6

- First-team All-WAC by Coaches and Writers
- GTE/CoSIDA Second Team Academic All-America

7. FRED ROBERTS • 1978-82, F, 6-10 • 1,841 CAREER POINTS

YEAR	G	GS	MIN	AVG	FG	FGA	PCT	3FG	FGA	PCT	FT	FTA	PCT	REB	RPG	A	APG	TO	BLK	STL	PTS	PPG
1978-79	28	28	861	30.8	158	291	.543	—	—	—	83	106	.783	191	6.8	63	2.3	72	23	24	399	14.3
1979-80	29	29	891	30.1	151	257	.588	—	—	—	71	98	.724	177	6.1	72	2.5	75	19	10	373	12.9
1980-81	32	32	1187	37.1	216	373	.579	—	—	—	171	220	.777	255	8.0	110	3.4	104	14	26	603	18.8
1981-82	30	30	1119	37.3	162	338	.479	—	—	—	142	178	.798	215	7.2	96	3.2	109	19	21	466	15.5
Totals	119	119	4058	34.1	687	1259	.546	—	—	—	467	602	.776	838	7.0	341	2.9	360	75	81	1841	15.5

- First-team All-WAC
- Basketball Writers District VII Team

8. JEFF CHATMAN • 1984-88, F, 6-6 • 1,824 CAREER POINTS

YEAR	G	GS	MIN	AVG	FG	FGA	PCT	3FG	FGA	PCT	FT	FTA	PCT	REB	RPG	A	APG	TO	BLK	STL	PTS	PPG
1984-85	26	26	390	15.0	45	85	.529	—	—	—	12	29	.414	106	4.1	7	0.3	21	12	12	102	3.9
1985-86	32	32	1037	32.4	230	422	.545	—	—	—	99	147	.673	165	5.2	26	0.8	41	27	22	559	17.5
1986-87	32	32	1034	32.3	223	437	.510	0	3	.000	94	131	.718	183	5.7	23	0.7	56	40	20	540	16.9
1987-88	32	32	1094	34.2	253	425	.595	0	0	0.000	117	170	.688	242	7.6	36	1.1	51	28	28	623	19.5
Totals	122	122	3555	29.1	751	1369	.549	0	3	.000	322	477	.675	696	5.7	92	0.8	169	107	82	1824	15.0

- Honorable Mention All-America by Sporting News his senior season
- Twice selected to the USBWA All-District VII Team

9. MEKELI WESLEY • 1997-01, F, 6-9 • 1,740 CAREER POINTS

YEAR	G	GS	MIN	AVG	FG	FGA	PCT	3FG	FGA	PCT	FT	FTA	PCT	REB	RPG	A	APG	TO	BLK	STL	PTS	PPG
1997-98	30	29	891	29.7	129	313	.412	18	61	.295	130	168	.774	151	5.0	33	1.1	63	21	23	406	13.5
1998-99	19	17	509	26.8	70	168	.417	12	42	.286	57	68	.838	93	4.9	24	1.3	44	9	21	209	11.0
1999-00	33	33	1004	30.4	192	397	.484	29	78	.372	143	193	.741	192	5.8	52	1.6	71	25	34	556	16.8
2000-01	33	33	987	29.9	179	349	.513	32	76	.421	179	222	.806	181	5.5	45	1.4	77	27	19	569	17.2
Totals	115	112	3391	29.5	570	1227	.465	91	257	.354	509	651	.782	617	5.4	154	1.3	255	82	97	1740	15.1

- Conference Player of the Year his senior season
- Associated Press All-America honorable mention as a senior

1,000-POINT CLUB

10. MARK BIGELOW • 1998-99, 2001-04, G/F, 6-7 • 1,715 CAREER POINTS

YEAR	G	GS	MIN	AVG	FG	FGA	PCT	3FG	FGA	PCT	FT	FTA	PCT	REB	RPG	A	APG	TO	BLK	STL	PTS	PPG
1998-99	28	27	907	32.4	132	301	.439	44	113	.389	111	140	.793	175	6.3	57	2.0	76	13	38	419	15.0
2001-02	30	30	954	31.8	138	317	.435	65	154	.422	106	132	.803	82	2.7	44	1.5	62	11	21	447	14.9
2002-03	32	32	1025	32.0	145	332	.437	63	151	.417	93	112	.830	118	3.7	74	2.3	56	12	33	446	13.9
2003-04	30	30	956	31.9	129	300	.430	41	141	.291	104	129	.806	113	3.8	85	2.8	50	13	24	403	13.4
Totals	120	119	3842	32.0	544	1250	.435	213	559	.381	414	513	.807	488	4.1	260	2.2	244	49	116	1715	14.3

• 1999 WAC Freshman of the Year

• Earned All-MWC Second Team honors in senior season

11. KYLE COLLINSWORTH • 2010-11, 13-16, G, 6-6 • 1,707 CAREER POINTS

YEAR	G	GS	MIN	AVG	FG	FGA	PCT	3FG	FGA	PCT	FT	FTA	PCT	REB	RPG	A	APG	TO	BLK	STL	PTS	PPG
2010-11	36	27	926	25.7	78	162	.481	7	27	.259	46	81	.568	183	5.1	75	2.1	56	16	39	209	5.8
2013-14	34	34	1136	33.4	175	352	.497	8	22	.364	117	203	.576	275	8.1	156	4.6	89	15	57	475	14.0
2014-15	33	33	1019	30.9	158	335	.472	6	21	.286	134	182	.736	286	8.7	197	6.0	96	11	59	456	13.8
2015-16	37	36	1249	33.8	206	444	.464	9	37	.243	146	224	.652	303	8.2	275	7.4	126	20	74	567	15.3
TOTAL	140	130	4330	30.9	617	1293	.477	30	107	.280	443	690	.642	1047	7.5	703	5.0	367	62	229	1707	12.2

• Two-time AP Honorable Mention All-American

• NCAA record holder for triple-doubles in a single-season, career

12. BRANDON DAVIES • 2009-13, F, 6-9 • 1,680 CAREER POINTS

YEAR	G	GS	MIN	AVG	FG	FGA	PCT	3FG	FGA	PCT	FT	FTA	PCT	REB	RPG	A	APG	TO	BLK	STL	PTS	PPG
2009-10	35	1	474	13.5	69	128	.539	0	1	.000	50	88	.568	104	3.0	9	0.3	47	14	13	188	5.4
2010-11	29	26	721	24.9	115	219	.525	0	0	.000	93	138	.674	180	6.2	43	1.5	44	27	20	323	11.1
2011-12	35	35	1002	28.6	196	380	.516	1	3	.333	139	210	.662	269	7.7	73	2.1	100	47	51	532	15.2
2012-13	36	36	1054	29.3	229	439	.522	5	14	.357	174	255	.682	287	8.0	88	2.4	92	35	48	637	17.7
TOTAL	135	98	3251	24.1	609	1166	.522	6	18	.333	456	691	.660	840	6.2	213	1.6	283	123	132	1680	12.4

• All-MWC Third Team as a sophomore

• All-WCC First Team and NABC All-District as a junior and senior

13. KENNETH ROBERTS • 1990-91, 1993-96, F, 6-8 • 1,652 CAREER POINTS

YEAR	G	GS	MIN	AVG	FG	FGA	PCT	3FG	FGA	PCT	FT	FTA	PCT	REB	RPG	A	APG	TO	BLK	STL	PTS	PPG
1990-91	34	34	897	26.4	78	158	.494	4	10	.400	50	76	.658	151	4.4	96	2.8	54	14	20	210	6.2
1993-94	32	28	993	31.0	142	246	.577	1	2	.500	124	156	.795	192	6.0	61	1.9	49	21	25	409	12.8
1994-95	32	31	1037	32.4	171	307	.557	2	3	.667	150	179	.838	212	6.6	47	1.5	60	12	30	494	15.4
1995-96	28	28	983	35.1	170	316	.538	12	27	.444	187	230	.813	198	7.1	68	2.4	63	26	29	539	19.3
Totals	126	121	3910	31.0	561	1027	.546	19	42	.452	511	641	.797	753	6.0	272	2.2	226	73	104	1652	13.1

• Twice named All-WAC First Team

• Voted top WAC rebounder

14. YOELI CHILDS • 2016-19, F, 6-8 • 1,609 CAREER POINTS

YEAR	G	GS	MIN	AVG	FG	FGA	PCT	3FG	FGA	PCT	FT	FTA	PCT	REB	RPG	A	APG	TO	BLK	STL	PTS	PPG
2016-17	33	26	854	25.9	122	222	.550	0	2	.000	62	106	.585	272	8.2	41	1.2	57	46	19	306	9.3
2017-18	35	34	1191	34	246	455	.541	15	48	.313	117	182	.643	301	8.6	77	2.2	76	63	30	624	17.8
2018-19	32	32	1066	33.3	258	509	.507	32	99	.323	131	185	.708	309	9.7	66	2.1	88	33	31	679	21.2
Totals	100	92	3111	31.1	626	1186	.528	47	149	.315	310	473	.655	882	8.8	184	1.8	221	142	80	1609	16.1

• All-WCC First Team as a sophomore and junior

• NABC and USBWA All-District as a sophomore and junior

15. LEE CUMMARD • 2005-09, G, 6-7 • 1,569 CAREER POINTS

YEAR	G	GS	MIN	AVG	FG	FGA	PCT	3FG	FGA	PCT	FT	FTA	PCT	REB	RPG	A	APG	TO	BLK	STL	PTS	PPG
2005-06	29	14	430	14.8	50	110	.455	17	43	.395	26	34	.765	68	2.3	45	1.6	31	12	16	143	4.9
2006-07	34	34	990	29.1	114	206	.553	40	92	.435	50	63	.794	191	5.6	93	2.7	49	29	50	318	9.4
2007-08	35	35	1101	31.5	198	348	.569	60	127	.472	96	112	.857	222	6.3	123	3.5	79	35	33	552	15.8
2008-09	33	33	1081	32.8	199	385	.517	36	93	.387	122	140	.871	205	6.2	111	3.4	54	30	30	556	16.8
Totals	131	116	3602	27.5	561	1049	.535	153	355	.381	294	349	.842	686	5.2	372	2.8	213	106	129	1569	12.0

• 2009 All-America Fourth Team by FOXSports.com

• 2007 MWC Freshman of the Year and 2010 MWC Sixth Man of the Year

16. JONATHAN TAVERNARI • 2006-10, F, 6-6 • 1,519 CAREER POINTS

YEAR	G	GS	MIN	AVG	FG	FGA	PCT	3FG	FGA	PCT	FT	FTA	PCT	REB	RPG	A	APG	TO	BLK	STL	PTS	PPG
2006-07	28	0	343	12.3	68	143	.476	29	78	.372	16	23	.696	80	2.9	17	0.6	17	8	18	181	6.5
2007-08	35	29	966	27.6	166	420	.395	88	234	.376	39	45	.867	184	5.3	53	1.5	59	16	48	459	13.1
2008-09	33	33	1042	31.6	195	451	.432	85	223	.381	42	55	.764	239	7.2	58	1.8	44	11	49	517	15.7
2009-10	36	7	849	23.6	132	318	.415	63	163	.387	35	43	.814	157	4.4	54	1.5	44	7	50	362	10.1
Totals	132	69	3200	24.2	561	1332	.421	265	698	.380	132	166	.795	660	5.0	182	1.4	164	42	165	1519	11.5

• 2007, 2008, 2009 All-MWC Third Team

• 2007 MWC Freshman of the Year and 2010 MWC Sixth Man of the Year

17. KRESIMIR COSIC • 1970-73, C, 6-11 • 1,513 CAREER POINTS

YEAR	G	GS	MIN	AVG	FG	FGA	PCT	3FG	FGA	PCT	FT	FTA	PCT	REB	RPG	A	APG	TO	BLK	STL	PTS	PPG
1970-71	27	—	—	—	153	317	.483	—	—	—	101	137	.737	341	12.6	—	—	—	—	—	407	15.1
1971-72	26	—	—	—	207	415	.499	—	—	—	167	207	.807	332	12.8	—	—	—	—	—	581	22.3
1972-73	26	—	—	—	206	430	.479	—	—	—	113	140	.807	246	9.5	—	—	—	—	—	525	20.2
Totals	79	—	—	—	566	1162	.487	—	—	—	381	484	.787	919	11.6	—	—	—	—	—	1513	19.2

• Named first-team Converse, Helms and UPI All-America

• Named All-Conference during his sophomore, junior and senior seasons

18. JOE NELSON • 1947-50, F, 6-3 • 1,494 CAREER POINTS

YEAR	G	GS	MIN	AVG	FG	FGA	PCT	3FG	FGA	PCT	FT	FTA	PCT	REB	RPG	A	APG	TO	BLK	STL	PTS	PPG
1946-47	23	—	—	—	36	—	—	—	—	—	37	50	.740	—	—	—	—	—	—	—	109	4.7
1947-48	26	—	—	—	141	—	—	—	—	—	111	—	—	—	—	—	—	—	—	—	393	15.1
1948-49	31	—	—	—	204	—	—	—	—	—	121	161	.752	—	—	—	—	—	—	—	529	15.6
1949-50	31	—	—	—	171	528	.324	—	—	—	121	154	.786	—	—	—	—	—	—	—	463	14.9
Totals	114	—	—	—	552	—	—	—	—	—	390	—	—	—	—	—	—	—	—	—	1494	13.1

• Named Helms All-America as a sophomore

• Named all-conference all three years at BYU

• Led BYU in scoring all three years

19. TJ HAWS • 2016-19, G, 6-4 • 1,450 CAREER POINTS

YEAR	G	GS	MIN	AVG	FG	FGA	PCT	3FG	FGA	PCT	FT	FTA	PCT	REB	RPG	A	APG	TO	BLK	STL	PTS	PPG
2016-17	34	34	1040	30.6	147	347	.424	76	188	.404	100	127	.787	97	2.9	110	3.2	86	4	34	470	13.8
2017-18	35	35	1179	33.7	139	339	.410	50	162	.309	82	98	.837	96	2.7	146	4.2	66	10	43	410	11.7
2018-19	32	32	1070	33.4	174	376	.463	57	162	.352	165	190	.868	112	3.5	162	5.1	75	9	38	570	17.8
TOTAL	101	101	3289	32.6	460	1062	.433	183	512	.357	347	415	.83									

1,000-POINT CLUB

20. JAY CHEESMAN • 1973-77, F/C, 6-9 • 1,408 CAREER POINTS

YEAR	G	GS	MIN	AVG	FG	FGA	PCT	3FG	FGA	PCT	FT	FTA	PCT	REB	RPG	A	APG	TO	BLK	STL	PTS	PPG
1973-74	25	—	—	—	65	156	.417	—	—	—	29	41	.707	92	3.7	—	—	—	—	—	159	6.4
1974-75	26	—	—	—	151	290	.521	—	—	—	77	115	.670	172	6.6	—	—	—	—	—	379	14.6
1975-76	25	—	750	30.0	172	349	.493	—	—	—	97	129	.752	223	8.9	47	1.9	—	—	—	441	17.6
1976-77	27	—	837	31.0	170	357	.476	—	—	—	89	116	.767	225	8.3	31	1.1	—	—	—	429	15.9
Totals	103	—	1587	15.4	558	1152	.484	—	—	—	292	401	.728	712	6.9	78	0.8	—	—	—	1408	13.7

• First-team All-WAC as a junior, second team as a senior

• Two-time AP Honorable Mention All-American

21. ROLAND MINSON • 1948-51, F, 6-0 • 1,407 CAREER POINTS

YEAR	G	GS	MIN	AVG	FG	FGA	PCT	3FG	FGA	PCT	FT	FTA	PCT	REB	RPG	A	APG	TO	BLK	STL	PTS	PPG
1948-49	35	—	—	—	149	—	—	—	—	—	73	110	.664	—	—	—	—	—	—	—	371	10.6
1949-50	34	—	—	—	173	452	.383	—	—	—	71	127	.559	—	—	—	—	—	—	—	417	12.3
1950-51	37	—	—	—	239	627	.381	—	—	—	141	203	.695	186	5.0	—	—	—	—	—	619	16.7
Totals	106	—	—	—	561	—	—	—	—	—	285	440	.648	186	1.8	—	—	—	—	—	1407	13.3

• MVP in the NIT tourney won by the Cougars in 1951

• Drafted in the first round by the New York Knicks

22. ANDY TOOLSON • 1984-85, 1987-90, F, 6-6 • 1,388 CAREER POINTS

YEAR	G	GS	MIN	AVG	FG	FGA	PCT	3FG	FGA	PCT	FT	FTA	PCT	REB	RPG	A	APG	TO	BLK	STL	PTS	PPG
1984-85	29	—	548	18.9	97	193	.503	—	—	—	53	73	.726	77	2.7	32	1.1	22	3	12	247	8.5
1987-88	32	22	611	19.1	64	149	.430	25	63	.397	39	53	.736	88	2.8	41	1.3	23	3	15	192	6.0
1988-89	26	26	905	34.8	126	265	.475	42	109	.385	105	126	.833	171	6.6	45	1.7	37	8	27	399	15.3
1989-90	30	30	1095	36.5	184	351	.524	74	151	.490	108	141	.766	198	6.6	80	2.7	48	11	30	550	18.3
Totals	117	78	3159	27.0	471	958	.492	141	323	.437	305	393	.776	534	4.6	198	1.7	130	25	84	1388	11.9

• Named first-team Academic All-America during his senior year

23. TRENT PLAISTED • 2004-08, C, 6-11 • 1,372 CAREER POINTS

YEAR	G	GS	MIN	AVG	FG	FGA	PCT	3FG	FGA	PCT	FT	FTA	PCT	REB	RPG	A	APG	TO	BLK	STL	PTS	PPG
2004-05	5	0	44	8.8	0	3	0.000	0	0	0.000	3	6	500	8	1.6	1	0.2	2	0	0	3	0.6
2005-06	29	29	819	28.2	144	276	.522	0	0	0.000	106	172	.616	199	6.9	28	1.0	71	27	12	394	13.6
2006-07	34	33	977	28.7	167	306	.546	0	0	0.000	96	195	.492	210	6.2	40	1.2	56	46	15	430	12.6
2007-08	35	35	958	27.4	202	373	.542	0	0	0.000	141	260	.542	269	7.7	54	1.5	84	34	15	545	15.6
Totals	103	97	2798	27.2	513	958	.535	0	0	0.000	346	633	.547	686	6.7	123	1.2	213	107	42	1372	13.3

• 2006 Scout.com Freshman All-America Second Team

• 2008 MWC First Team and 2007 MWC Second Team

24. MARTY HAWS • 1986-90, G, 6-2 • 1,337 CAREER POINTS

YEAR	G	GS	MIN	AVG	FG	FGA	PCT	3FG	FGA	PCT	FT	FTA	PCT	REB	RPG	A	APG	TO	BLK	STL	PTS	PPG
1986-87	32	12	490	15.3	39	90	.433	0	7	0.000	30	52	.577	29	0.9	99	3.1	42	2	23	108	3.4
1987-88	32	32	883	27.6	98	181	.541	16	32	.500	56	74	.757	61	1.9	131	4.1	64	5	45	268	8.4
1988-89	29	29	1088	37.5	144	307	.469	18	52	.346	99	125	.792	77	2.7	149	5.1	79	2	48	405	14.0
1989-90	30	30	1101	36.7	198	398	.497	19	51	.373	141	179	.788	69	2.3	123	4.1	59	4	66	556	18.5
Totals	123	103	3561	29.0	479	976	.491	53	142	.373	326	430	.758	236	1.9	502	4.1	244	13	182	1337	10.9

• First-team All-WAC selection his senior year

• Led the Cougars in both points and assists his senior season

25. DICK NEMELKA • 1962-66, G, 6-2 • 1,299 CAREER POINTS

YEAR	G	GS	MIN	AVG	FG	FGA	PCT	3FG	FGA	PCT	FT	FTA	PCT	REB	RPG	A	APG	TO	BLK	STL	PTS	PPG
1963-64	25	—	—	—	109	242	.450	—	—	—	51	79	.646	71	2.8	—	—	—	—	—	269	10.8
1964-65	28	—	—	—	170	385	.442	—	—	—	91	127	.717	84	3.0	—	—	—	—	—	431	15.4
1965-66	25	—	—	—	242	463	.523	—	—	—	115	156	.737	119	4.8	—	—	—	—	—	599	24.0
Totals	78	—	—	—	521	1090	.478	—	—	—	257	362	.710	274	3.5	—	—	—	—	—	1299	16.7

• Named All-America by Look and Converse as a senior

• Led the Cougars to the 1966 NIT Championship

26. ALAN TAYLOR • 1976-80, C, 6-10 • 1,284 CAREER POINTS

YEAR	G	GS	MIN	AVG	FG	FGA	PCT	3FG	FGA	PCT	FT	FTA	PCT	REB	RPG	A	APG	TO	BLK	STL	PTS	PPG
1976-77	24	—	336	14.0	48	90	.533	—	—	—	30	45	.667	90	3.8	4	0.2	—	—	—	126	5.3
1977-78	29	—	957	33.0	170	301	.565	—	—	—	76	127	.598	246	8.5	50	1.7	85	28	10	416	14.3
1978-79	28	—	868	31.0	148	252	.587	—	—	—	84	140	.600	266	9.5	30	1.1	59	39	12	380	13.6
1979-80	29	—	919	31.7	138	231	.597	—	—	—	86	142	.606	317	10.9	31	1.1	56	52	13	362	12.5
Totals	110	—	3080	28.0	504	874	.577	—	—	—	276	454	.608	919	8.4	115	1.0	200	119	35	1284	11.7

• Set a Marriott Center record in his season finale with 23 rebounds

• Named All-WAC First Team

27. JACKSON EMERY • 2005-06, 2008-11, G, 6-3 • 1,235 CAREER POINTS

YEAR	G	GS	MIN	AVG	FG	FGA	PCT	3FG	FGA	PCT	FT	FTA	PCT	REB	RPG	A	APG	TO	BLK	STL	PTS	PPG
2005-06	28	6	279	10.0	28	70	.400	13	43	.302	10	13	.769	41	1.5	19	0.7	19	7	10	79	2.8
2008-09	33	32	942	28.5	85	177	.480	40	106	.377	48	65	.738	125	3.8	100	3.0	36	10	47	258	7.8
2009-10	35	35	1011	28.9	145	298	.487	85	197	.431	61	82	.744	156	4.5	96	2.7	42	11	91	436	12.5
2010-11	37	32	1202	32.5	151	354	.427	92	255	.361	68	82	.829	131	3.5	97	2.6	35	8	101	462	12.5
TOTAL	133	105	3434	25.8	409	899	.455	230	601	.383	187	242	.773	453	3.4	312	2.3	132	36	249	1235	9.3

• BYU's all-time steals leader (season and career)

• Three-time MWC All-Defensive Team and 2011 MWC Defensive Player of the Year

28. DOUG RICHARDS • 1971-74, G, 6-3 • 1,218 CAREER POINTS

YEAR	G	GS	MIN	AVG	FG	FGA	PCT	3FG	FGA	PCT	FT	FTA	PCT	REB	RPG	A	APG	TO	BLK	STL	PTS	PPG
1971-72	26	—	—	—	110	207	.531	—	—	—	58	77	.753	106	4.1	—	—	—	—	—	278	10.7
1972-73	26	—	—	—	165	327	.505	—	—	—	83	113	.735	119	4.6	—	—	—	—	—	413	15.9
1973-74	26	—	—	—	211	448	.471	—	—	—	105											

1,000-POINT CLUB

30. MATT CARLINO • 2011-14, G, 6-2 • 1,201 CAREER POINTS

YEAR	G	GS	MIN	AVG	FG	FGA	PCT	3FG	FGA	PCT	FT	FTA	PCT	REB	RPG	A	APG	TO	BLK	STL	PTS	PPG
2011-12	25	24	692	27.7	110	274	.401	41	124	.331	44	58	.759	75	3.0	115	4.6	75	7	36	305	12.2
2012-13	36	32	1034	28.7	154	377	.408	56	167	.335	51	71	.718	128	3.6	171	4.8	98	2	64	415	11.5
2013-14	35	16	954	27.3	164	426	.385	60	177	.339	93	135	.689	118	3.4	151	4.3	70	5	61	481	13.7
Totals	96	72	2680	27.9	428	1077	.397	157	468	.335	188	264	.712	321	3.3	437	4.6	243	14	161	1201	12.5

• Honorable Mention All-WCC as a freshman and junior

• WCC All-Freshman

31. ELDON BRINLEY • 1927-31 • 1,195 CAREER POINTS

32. NOAH HARTSOCK • 2008-12, F, 6-8 • 1,191 CAREER POINTS

YEAR	G	GS	MIN	AVG	FG	FGA	PCT	3FG	FGA	PCT	FT	FTA	PCT	REB	RPG	A	APG	TO	BLK	STL	PTS	PPG
2008-09	27	0	304	11.3	25	43	.581	0	0	.000	16	27	.593	63	2.3	7	0.3	14	15	6	66	2.4
2009-10	36	30	878	24.4	97	175	.554	1	4	.250	38	44	.864	184	5.1	42	1.2	21	46	18	233	6.5
2010-11	37	36	1100	29.7	123	247	.498	26	60	.433	48	58	.828	220	5.9	59	1.6	35	61	21	320	8.6
2011-12	34	32	1049	30.9	216	382	.565	12	35	.343	128	152	.842	171	5.0	50	1.5	53	55	29	572	16.8
Totals	134	98	3331	24.9	461	847	.544	39	99	.394	230	281	.819	638	4.8	274	1.2	123	177	74	1191	8.9

• Named All-WCC Team and All-District as a senior

• Tied for second all-time in blocks at BYU

33. JOE RICHEY • 1950-52, F, 6-1 • 1,177 CAREER POINTS

YEAR	G	GS	MIN	AVG	FG	FGA	PCT	3FG	FGA	PCT	FT	FTA	PCT	REB	RPG	A	APG	TO	BLK	STL	PTS	PPG
1950-51	36	—	—	—	126	367	.343	—	—	—	62	109	.569	196	5.4	—	—	—	—	—	314	8.7
1951-52	24	—	—	—	145	411	.353	—	—	—	62	84	.738	167	7.0	—	—	—	—	—	352	14.7
1952-53	29	—	—	—	194	554	.350	—	—	—	123	156	.788	217	7.5	—	—	—	—	—	511	17.6
Totals	89	—	—	—	465	1332	.349	—	—	—	247	349	.708	580	6.5	—	—	—	—	—	1177	13.2

• Led BYU to the NIT Championship in his sophomore season

• First-team All-America by Look and second-team All-America by Colliers

34. RANDY REID • 1992-96, G, 6-2 • 1,170 CAREER POINTS

YEAR	G	GS	MIN	AVG	FG	FGA	PCT	3FG	FGA	PCT	FT	FTA	PCT	REB	RPG	A	APG	TO	BLK	STL	PTS	PPG
1992-93	34	33	923	27.1	59	155	.381	23	65	.354	71	83	.855	76	2.2	141	4.1	89	2	30	212	6.2
1993-94	32	32	876	27.4	125	242	.517	34	100	.340	93	117	.795	68	2.1	87	2.7	52	2	21	377	11.8
1994-95	31	29	966	31.2	76	206	.369	30	91	.330	86	101	.851	82	2.6	88	2.8	41	4	26	268	8.6
1995-96	28	28	907	32.4	99	238	.416	27	99	.273	88	106	.830	61	2.2	142	5.1	50	0	41	313	11.2
Totals	125	122	3672	29.4	359	841	.427	114	355	.321	338	407	.830	287	2.3	458	3.7	232	8	118	1170	9.4

• Selected to be on the GTE/CoSIDA Academic All-District VIII Team

• Voted to the All-Defensive Team by the coaches

35. KARI LIIMO • 1966-69, F, 6-7 • 1,156 CAREER POINTS

YEAR	G	GS	MIN	AVG	FG	FGA	PCT	3FG	FGA	PCT	FT	FTA	PCT	REB	RPG	A	APG	TO	BLK	STL	PTS	PPG
1966-67	24	—	—	—	117	226	.518	—	—	—	93	116	.802	176	7.3	—	—	—	—	—	327	13.6
1967-68	24	—	—	—	159	333	.477	—	—	—	92	129	.713	231	9.6	—	—	—	—	—	410	17.1
1968-69	28	—	—	—	164	349	.470	—	—	—	91	140	.650	248	8.9	—	—	—	—	—	419	15.0
Totals	76	—	—	—	440	908	.485	—	—	—	276	385	.717	655	8.6	—	—	—	—	—	1156	15.2

• Played on the Finnish Olympic team averaging 29 points per game

36. ELWOOD ROMNEY • 1929-33 • 1,150 CAREER POINTS

• Named to the Helms All-America Team in 1932

• BYU's first basketball player to score over 1,100 points during his career

• Named to the all-conference team for three years

• Played semi-professional ball with the Denver Athletic Club for three years

37. DOUG HOWARD • 1967-70, G, 6-3 • 1,143 CAREER POINTS

YEAR	G	GS	MIN	AVG	FG	FGA	PCT	3FG	FGA	PCT	FT	FTA	PCT	REB	RPG	A	APG	TO	BLK	STL	PTS	PPG
1967-68	25	—	—	—	95	242	.393	—	—	—	51	70	.729	114	4.6	—	—	—	—	—	241	9.6
1968-69	28	—	—	—	158	324	.488	—	—	—	114	140	.814	111	4.0	—	—	—	—	—	430	15.4
1969-70	26	—	—	—	175	399	.439	—	—	—	122	143	.853	136	5.2	—	—	—	—	—	472	18.2
Totals	79	—	—	—	428	965	.444	—	—	—	287	353	.813	361	4.6	—	—	—	—	—	1143	14.5

• Was a two-sport star at BYU (Basketball & Baseball)

38. MEL HUTCHINS • 1947-51, C, 6-5 • 1,141 CAREER POINTS

YEAR	G	GS	MIN	AVG	FG	FGA	PCT	3FG	FGA	PCT	FT	FTA	PCT	REB	RPG	A	APG	TO	BLK	STL	PTS	PPG
1947-48	26	—	—	—	67	—	—	—	—	—	36	—	—	—	—	—	—	—	—	—	170	6.5
1949-50	34	—	—	—	153	374	.409	—	—	—	94	147	.639	—	—	—	—	—	—	—	400	11.8
1950-51	37	—	—	—	227	575	.395	—	—	—	117	180	.650	471	12.7	—	—	—	—	—	571	15.4
Totals	97	—	—	—	447	—	—	—	—	—	247	—	—	471	—	—	—	—	—	—	1141	11.8

• First-team All-American by Look, Converse, Helms, Sporting News

• Led BYU to 1951 NIT Championship

39. TRAVIS HANSEN • 2000-03, G/F, 6-6 • 1,137 CAREER POINTS

YEAR	G	GS	MIN	AVG	FG	FGA	PCT	3FG	FGA	PCT	FT	FTA	PCT	REB	RPG	A	APG	TO	BLK	STL	PTS	PPG
2000-01	24	9	398	16.6	49	120	.408	5	17	.294	28	39	.718	73	3.0	27	1.1	17	4	15	131	5.5
2001-02	30	30	933	31.3	148	340	.435	35	83	.422	138	182	.758	187	6.2	46	1.5	68	13	19	469	15.6
2002-03	32	32	1025	32.0	169	383	.441	36	106	.340	163	204	.799	152	4.8	77	2.4	84	20	29	537	16.8
Totals	86	71	2356	27.4	366	843	.434	76	206	.370	329	425	.774	412	4.8	150	1.7	169	37	63	1137	13.2

• 2003 Consensus first-team All-MWC

• 2003 MWC Co-Defensive Player of the Year

40. STEVE SCHREINER • 1988-91, F, 6-7 • 1,128 CAREER POINTS

YEAR	G	GS	MIN	AVG	FG	FGA	PCT	3FG	FGA	PCT	FT	FTA	PCT	REB	RPG	A	APG	TO	BLK	STL	PTS	PPG
1988-89	29	25	719	24.8	131	258	.508	6	21	.286	58	82	.707	136	4.7	18	0.6	34	5	15	326	11.2
1989-90	30	30	867	28.9	135	238	.567	0	1	.000	48	68	.706	157	5.2	29	1.0	58	11	17	318	10.6
1990-91	34	32	1028	30.2	188	340	.553	0	0	.000	108	160	.675	227	6.7	38	1.1	67	8	15	484	14.2
Totals	93	87	2614	28.1	454	836	.543	6	22	.273	214	310	.690	520	5.6	85	0.9	159	24	47	1128	12.1

• First-team All-WAC as a senior

• Helped Cougars win WAC Tournament and advance to second round at NCAAs

41. CHASE FISCHER • 2014-16, G, 6-3 • 1,121 CAREER POINTS

YEAR	G	GS	MIN	AVG	FG	FGA	PCT	3FG	FGA	PCT	FT	FTA	PCT	REB	RPG	A	APG	TO	BLK	STL	PTS	PPG
2014-15	34	33	914	26.9	147	351	.419	103	248	.415	51	65	.785	74	2.2	67	2.0	49	2	25	448	13.2
2015-16	37	37	1257	34.0	209	509	.411	112	305	.367	143	173	.827	102	2.8	77	2.1	55	2	41	673	18.2
Totals	71	70	2171	30.6</																		

1,000-POINT CLUB

42. JOHN FAIRCHILD • 1963-65, C, 6-8 • 1,109 CAREER POINTS

YEAR	G	GS	MIN	AVG	FG	FGA	PCT	3FG	FGA	PCT	FT	FTA	PCT	REB	RPG	A	APG	TO	BLK	STL	PTS	PPG
1963-64	25	—	—	—	192	425	.452	—	—	—	123	166	.741	330	13.2	—	—	—	—	—	507	20.3
1964-65	28	—	—	—	218	444	.491	—	—	—	166	206	.806	348	12.4	—	—	—	—	—	602	21.5
Totals	53	—	—	—	410	869	.472	—	—	—	289	372	.777	678	12.8	—	—	—	—	—	1109	20.9

• Helms and Look All-American

• Two-time All-WAC First Team honoree and WAC Player of the Year as a senior

43. GARY EARNEST • 1958-61, G, 6-0 • 1,108 CAREER POINTS

YEAR	G	GS	MIN	AVG	FG	FGA	PCT	3FG	FGA	PCT	FT	FTA	PCT	REB	RPG	A	APG	TO	BLK	STL	PTS	PPG
1958-59	26	—	—	—	142	357	.398	—	—	—	76	113	.673	95	3.7	—	—	—	—	—	360	13.8
1959-60	25	—	—	—	119	380	.313	—	—	—	81	102	.794	80	3.2	—	—	—	—	—	319	12.8
1960-61	26	—	—	—	161	377	.427	—	—	—	107	137	.781	60	2.3	—	—	—	—	—	429	16.5
Totals	77	—	—	—	422	1114	.379	—	—	—	264	352	.750	235	3.1	—	—	—	—	—	1108	14.4

• First-team all-conference as a senior

• All-Skyline recognition as a sophomore

44. TERRELL LYDAY • 1999-01, G, 6-3 • 1,105 CAREER POINTS

YEAR	G	GS	MIN	AVG	FG	FGA	PCT	3FG	FGA	PCT	FT	FTA	PCT	REB	RPG	A	APG	TO	BLK	STL	PTS	PPG
1999-00	33	33	1098	33.3	183	405	.452	67	170	.394	132	178	.742	133	4.0	61	1.8	78	12	62	565	17.1
2000-01	33	33	1082	32.8	159	395	.403	60	151	.397	162	197	.822	92	2.8	66	2.0	76	13	37	540	16.4
Totals	66	66	2180	33.0	342	800	.428	127	321	.396	294	375	.784	225	3.4	127	1.9	154	25	99	1105	16.7

• First-team All-MWC and all-tournament as a senior

• MWC Newcomer of the Year as a junior

45. MARK HANDY • 1973-77 • 1,098 CAREER POINTS

YEAR	G	GS	MIN	AVG	FG	FGA	PCT	3FG	FGA	PCT	FT	FTA	PCT	REB	RPG	A	APG	TO	BLK	STL	PTS	PPG
1973-74	26	—	—	—	105	216	.486	—	—	—	45	65	.692	227	8.7	—	—	—	—	—	255	9.8
1974-75	26	—	—	—	119	222	.536	—	—	—	67	97	.691	236	9.1	—	—	—	—	—	305	11.7
1975-76	19	—	595	31.3	105	208	.505	—	—	—	40	56	.714	168	8.8	45	2.4	—	—	—	250	13.2
1976-77	25	—	750	30.0	113	207	.546	—	—	—	62	81	.765	170	6.8	26	1.0	—	—	—	288	11.5
Totals	96	—	1345	14.0	442	853	.518	—	—	—	214	299	.716	801	8.3	71	0.7	—	—	—	1098	11.4

• A four-year starter

46. BRUCE BURTON • 1960-63, F, 6-4 • 1,089 CAREER POINTS

YEAR	G	GS	MIN	AVG	FG	FGA	PCT	3FG	FGA	PCT	FT	FTA	PCT	REB	RPG	A	APG	TO	BLK	STL	PTS	PPG
1960-61	26	—	—	—	122	302	.404	—	—	—	38	72	.528	234	9.0	—	—	—	—	—	282	10.8
1961-62	26	—	—	—	160	363	.441	—	—	—	42	74	.568	271	10.4	—	—	—	—	—	362	13.9
1962-63	26	—	—	—	192	408	.471	—	—	—	61	97	.629	271	10.4	—	—	—	—	—	445	17.1
Totals	78	—	—	—	474	1073	.442	—	—	—	141	243	.580	776	9.9	—	—	—	—	—	1089	14.0

• First-team All-WAC as a senior

47. ERIC MIKA • 2013-14, 16-17, F, 6-10 • 1,080 CAREER POINTS

YEAR	G	GS	MIN	AVG	FG	FGA	PCT	3FG	FGA	PCT	FT	FTA	PCT	REB	RPG	A	APG	TO	BLK	STL	PTS	PPG
2013-14	33	29	844	25.6	139	264	.527	0	0	0.000	111	180	.617	211	6.4	32	1.0	49	24	15	389	11.8
2016-17	34	34	974	28.6	233	441	.528	0	1	0.000	225	295	.763	312	9.2	56	1.6	84	63	19	691	20.3
Totals	67	63	1818	27.1	372	705	.528	0	1	0.000	336	475	.707	523	7.8	88	1.3	133	87	34	1080	16.1

• 2017 All-WCC First Team

• CoSIDA Academic All-America Second Team

48. KEENA YOUNG • 2005-07, F, 6-6 • 1,068 CAREER POINTS

YEAR	G	GS	MIN	AVG	FG	FGA	PCT	3FG	FGA	PCT	FT	FTA	PCT	REB	RPG	A	APG	TO	BLK	STL	PTS	PPG
2004-05	25	15	555	22.2	74	149	.497	0	3	0.000	31	51	.608	140	5.6	17	0.7	23	17	15	179	7.2
2005-06	29	14	679	23.4	113	216	.523	0	1	0.000	73	94	.777	167	5.8	32	1.1	43	11	18	299	10.3
2006-07	34	34	984	28.9	236	435	.543	0	0	0.000	118	147	.803	223	6.6	50	1.5	75	5	15	590	17.4
Totals	88	63	2218	25.2	423	800	.529	0	4	0.000	222	292	.760	530	6.0	99	1.1	141	33	48	1068	12.1

• 2007 AP All-America Honorable Mention

• 2007 MWC Player of the Year

49. SCOTT RUNIA • 1976-80, G, 6-1 • 1,051 CAREER POINTS

YEAR	G	GS	MIN	AVG	FG	FGA	PCT	3FG	FGA	PCT	FT	FTA	PCT	REB	RPG	A	APG	TO	BLK	STL	PTS	PPG
1976-77	26	—	572	22.0	61	153	.399	—	—	—	28	37	.757	48	1.8	65	2.5	—	—	—	150	5.8
1977-78	30	—	1080	36.0	150	280	.536	—	—	—	40	50	.800	63	2.1	145	4.8	67	2	35	340	11.3
1978-79	25	—	820	32.8	120	247	.486	—	—	—	50	57	.877	62	2.5	100	4.0	62	2	31	290	11.6
1979-80	29	—	788	27.2	114	248	.460	—	—	—	43	51	.843	38	1.3	95	3.3	56	4	26	271	9.3
Totals	110	—	3260	29.6	445	928	.480	—	—	—	161	195	.826	211	1.9	405	3.7	185	8	92	1051	9.6

• Second-team All-WAC as a junior

50. BERNIE FRYER • 1970-72, G, 6-3 • 1,030 CAREER POINTS

YEAR	G	GS	MIN	AVG	FG	FGA	PCT	3FG	FGA	PCT	FT	FTA	PCT	REB	RPG	A	APG	TO	BLK	STL	PTS	PPG
1970-71	29	—	—	—	196	433	.453	—	—	—	165	222	.743	130	4.5	—	—	—	—	—	557	19.2
1971-72	26	—	—	—	168	353	.476	—	—	—	137	180	.761	82	3.2	—	—	—	—	—	473	18.2
Totals	55	—	—	—	364	786	.463	—	—	—	302	402	.751	212	3.9	—	—	—	—	—	1030	18.7

• First-team All-WAC as a senior

51. DAVE EASTIS • 1958-61, C, 6-5 • 1,015 CAREER POINTS


YEAR	G	GS	MIN	AVG	FG	FGA	PCT	3FG	FGA	PCT	FT	FTA	PCT	REB	RPG	A	APG	TO	BLK	STL	PTS	PPG
1958-59	19	—	—	—	59	137	.431	—	—	—	28	53	.528	109	5.7	—	—	—	—	—	146	7.7
1959-60	24	—	—	—	181	397	.456	—	—	—	121	174	.695	245	10.2	—	—	—	—	—	483	20.1
1960-61	26	—	—	—	132	330	.400	—	—	—	122	158	.772	243	9.3	—	—	—	—	—	386	14.8
Totals	69	—	—	—	372	864	.431	—	—	—	271	385	.704	597	8.7	—	—	—	—	—	1015	14.7

• First-team all-conference as a senior

*Nick Emery (2015-17, 18-19) scored 1,173 during his career. His statistics from 2015-17 were vacated by the NCAA.



2018-19 SEASON REVIEW



BYU men's basketball finished the 2018-19 season with a record of 19-13 overall and tied for second in the West Coast Conference at 11-5. Following the season, Dave Rose retired as one of the most successful coaches in program history.

Over the past 14 years, Rose guided the Cougars to a record of 348-135, including eight trips to the NCAA Tournament and five bids to the National Invitational Tournament (NIT). Rose also won four conference titles, was named conference coach of the year three times and led BYU to 13 20-win seasons and eight 25-win seasons. He retired as BYU's all-time leader in winning percentage at 72.0 and second all-time in victories at 348.

In addition to the team success, Rose and the Cougars achieved, his players collected numerous accolades. Jimmer Fredette was the nation's scoring leader and the 2011 Consensus National Player of the Year and he and five other players received All-America recognition under Rose. Five players were named conference player of the year under Rose and 13 players collected 22 first-team all-conference honors.

Junior forward Yoeli Childs led the Cougars throughout the 2018-19 season, averaging team highs of 21.2 points and 9.7 rebounds while posting 17 double-doubles and 18 games with 20-plus points. He was named to the All-WCC First Team and the NABC and USBWA all-district first teams. Childs had a streak of three-straight games scoring 31 points against Weber State,

Utah State and Utah, after which he was named the NCAA.com March Madness Player of the Week.

Junior guard TJ Haws started all 32 games in 2018-19, giving him a start in all 101 games played in his BYU career. Haws has also not missed a single game during his time as a Cougar. Haws averaged 17.8 points and 3.5 rebounds while leading the team in assists (5.1) and steals (1.2) per game. The 6-foot-4 guard was a team captain and earned All-WCC Second Team accolades and a spot on the NABC All-District 9 Second Team. Haws was also recognized for his success in the classroom as he earned Google Cloud Academic All-District 9 First Team and WCC All-Academic Team honors.

The 2018-19 roster featured a pair of seniors in Luke Worthington and McKay Cannon. Worthington was a four-year letterwinner for BYU and a team captain his junior and senior seasons. He appeared in 131 career games and started 63. As a senior, he averaged 2.8 points, 2.3 rebounds and shot 49.3 percent from the field. Worthington also earned a spot on the WCC All-Academic Team.

Cannon was a two-year letterwinner at BYU after transferring from Weber State. In 2018-19, he started 18 games, including the last 17 of the season. He averaged 3.4 points, 1.6 rebounds and 1.6 assists. In league play, he shot 47.4 percent from 3-point range.

Key contributions from upperclassmen also came from juniors Zac Seljaas and Nick Emery. Seljaas contributed 7.1 points and 3.5 rebounds while shooting 37.3 percent from 3-point range. He was second on the team with 44 makes from downtown. Emery returned after missing the 2017-18 season and pitched in 6.1 points, 1.7 rebounds and 1.8 assists per game.

The Cougars opened the season at No. 7/9 Nevada. BYU played even with the top 10 Wolfpack in the first half before falling behind in the second. The Cougars won their next five at home before suffering through a three-game losing streak. BYU bounced back with three-straight wins, including a home victory against Utah State before defeating Utah at Vivint Smart Home Arena in the Beehive Classic. BYU finished the nonconference season with an 8-7 record.

The Cougars won at Pacific to open WCC play and jumped out to a 4-1 record. After losing two of three, BYU won five-straight games, capped with comeback wins at San Diego and LMU. The Cougars trailed by as many as 14 at San Diego before coming back to win 88-82 in overtime. BYU trailed by 12 at LMU before rallying to win 70-62. The Cougars won at home against San Diego in the final game of the season to claim a tie for second in the WCC standings.

As the No. 3 seed, BYU fell to San Diego in the quarterfinals of the WCC Championships.

GAME RESULTS



Connor Harding



Zac Seljaas



Gavin Baxter

2018-19 GAME RESULTS

RECORD	OVERALL	HOME	AWAY	NEUTRAL
ALL GAMES	19-13	13-3	5-8	1-2
CONFERENCE	11-5	6-2	5-3	0-0
NON-CONFERENCE	8-8	7-1	0-5	1-2

DATE	OPPONENT	W/L	SCORE	ATTEND
11/06/18	at No. 7/9 Nevada	L	70-86	11094
11/09/18	Utah Valley ^	W	75-65	14628
11/13/18	Northwestern State#	W	82-57	10886
11/15/18	Oral Roberts	W	85-65	10179
11/17/18	Alabama A&M#	W	91-60	12206
11/21/18	Rice#	W	105-78	11631
11/24/18	Houston#	L	62-76	10959
11/28/18	at Illinois State (OT)	L	89-92	6187
12/01/18	at Weber State	L	103-113	9731
12/05/18	Utah State	W	95-80	11377
12/08/18	vs Utah+	W	74-59	10678
12/12/18	Portland State	W	85-66	11563
12/15/18	vs UNLV (OT)%	L	90-92	5107
12/22/18	at San Diego State	L	81-90	11321
12/29/18	at No. 17/19 Mississippi State	L	81-103	10202
01/03/19	at Pacific*	W	90-87	2490
01/05/19	at Saint Mary's*	L	66-88	3500
01/10/19	Portland*	W	79-56	10733
01/12/19	Santa Clara*	W	80-74	12709
01/17/19	at Pepperdine*	W	87-76	1714
01/19/19	at San Francisco*	L	63-82	3005
01/24/19	Saint Mary's*	W	71-66	11427
01/31/19	No. 4/4 Gonzaga*	L	63-93	15396
02/02/19	Loyola Marymount*	W	67-49	11643
02/07/19	at Portland*	W	83-48	2581
02/09/19	Pacific*	W	69-59	11406
02/14/19	at San Diego (OT)*	W	88-82	1851
02/16/19	at Loyola Marymount*	W	70-62	3692
02/21/19	San Francisco*	L	71-77	11484
02/23/19	at No. 2/2 Gonzaga*	L	68-102	6000
03/02/19	San Diego*	W	87-73	13095
03/09/19	vs. San Diego\$	L	57-80	6882

^ UCCU Crosstown Clash

Men Against Breast Cancer Cougar Cup

+ Beehive Classic / Deseret First Duel

% Neon Hoops Showcase

* WCC Game

\$ WCC Basketball Championships

TEAM STATISTICS



Dalton Nixon

2018-19 TEAM STATISTICS

TEAM STATISTICS	BYU	OPP
SCORING	2527	2436
Points per game	79.0	76.1
Scoring margin	+2.8	-
FIELD GOALS-ATT	878-1878	841-1912
Field goal pct	.468	.440
3 POINT FG-ATT	226-684	256-700
3-point FG pct	.330	.366
3-pt FG made per game	7.1	8.0
FREE THROWS-ATT	545-750	498-677
Free throw pct	.727	.736
F-Throws made per game	17.0	15.6
REBOUNDS	1118	1165
Rebounds per game	34.9	36.4
Rebounding margin	-1.5	-
ASSISTS	482	430
Assists per game	15.1	13.4
TURNOVERS	355	410
Turnovers per game	11.1	12.8
Turnover margin	+1.7	-
Assist/turnover ratio	1.4	1.0
STEALS	203	183
Steals per game	6.3	5.7
BLOCKS	107	87
Blocks per game	3.3	2.7
ATTENDANCE	191322	96035
Home games-Avg/Game	16-11958	13-5644
Neutral site-Avg/Game	-	3-7556

SCORE BY PERIODS	1st	2nd	OT	Total
BYU	1177	1319	31	2527
Opponents	1141	1265	30	2436

Jahshire Hardnett



WCC AND NCAA STATISTICS



BYU IN THE 2018-19 WCC AND NCAA STATISTICAL RATING


WCC STATS	ALL	CONF	WCC – INDIVIDUAL	TOP BYU PLAYER – ALL	TOP BYU PLAYER – CONF	
Scoring Offense	2	2	Scoring	Yoeli Childs 1	Yoeli Childs 1	
Scoring Defense	10	T7	Rebounding	Yoeli Childs 1	Yoeli Childs 2	
Scoring Margin	6	3	FG Percentage	Yoeli Childs 10	Gavin Baxter 2	
FT Percentage	7	8	Assists	TJ Haws 4	TJ Haws 4	
FG Percentage	3	2	FT Percentage	TJ Haws 1	TJ Haws 2	
FG Percentage Defense	7	6	Steals	TJ Haws 14	McKay Cannon T10	
3FG Percentage	8	3	3FG Percentage	–	McKay Cannon 1	
3FG Percentage Defense	9	9	3FG Made/Game	TJ Haws 12	TJ Haws T12	
3-Point FG Made/Game	7	3	Blocked Shots	Gavin Baxter 5	Gavin Baxter 4	
Rebounding Offense	3	5	Assist/TO Ratio	TJ Haws 4	TJ Haws 3	
Rebounding Defense	9	8	Offensive Rebounds	Yoeli Childs 6	Yoeli Childs T6	
Rebounding Margin	8	7	Defensive Rebounds	Yoeli Childs 1	Yoeli Childs 2	
Blocked Shots	5	4	Minutes Played	Yoeli Childs 10	Yoeli Childs 10	
Assists	2	2				
Steals	4	T3	NCAA STATS - INDIVIDUAL	BYU PLAYER	RANK	ACTUAL
Turnover Margin	4	2	Points Per Game	Yoeli Childs	29	21.2
Assist/Turnover Ratio	3	3		TJ Haws	102	17.8
Offensive Rebounds	7	8	Field-Goal Percentage	Yoeli Childs	92	50.7
Defensive Rebounds	2	T3	Free-Throw Percentage	TJ Haws	27	86.8
Defensive Reb Pct	7	5	Rebounds Per Game	Yoeli Childs	24	9.7
Offensive Reb Pct	9	7	Assists Per Game	TJ Haws	59	5.1
			Assist Turnover Ratio	TJ Haws	70	2.16
			Double-Doubles	Yoeli Childs	15	17
NCAA STATS – TEAM	RANK	BYU				
Won-Lost Percentage	110	59.4				
Scoring Offense	39	79.0				
Scoring Defense	286	76.1				
Scoring Margin	132	2.8				
Field-Goal Percentage	53	46.8				
Field-Goal Pct Defense	192	44.0				
3-Point Field Goals/Game	243	7.1				
3-Point Field-Goal Pct	249	33.0				
3-Point FG Defense	298	36.6				
Free-Throw Percentage	105	72.7				
Rebound Margin	239	-1.5				
Assists Per Game	51	15.1				
Assist Turnover Ratio	22	1.36				
Blocked Shots Per Game	167	3.3				
Steals Per Game	158	6.3				
Turnovers Per Game	36	11.1				
Turnover Margin	74	1.7				
Personal Fouls Per Game	306	19.6				
Total Blocks	174	107				
Total Assists	90	482				
Total Rebounds	227	1118				
Free Throw Attempts	48	750				
Free Throws Made	36	545				
3-Point Field Goal Attempts	232	684				
Total 3-Point Field Goals Made	255	226				
Total Steals	184	203				
Fewest Turnovers	25	355				
Fewest Fouls	266	626				
Offensive Rebounds Per Game	300	8.28				
Defensive Rebounds Per Game	67	26.66				
Turnovers Forced	192	12.81				
Total Rebounds Per Game	202	34.94				

BYU/OPPONENT GAME-BY-GAME STATISTICS

Opponent	1st	2nd	Score	Mar	Total FG	FG Pct	3-Pointers	3FG Pct	Free Throws	FT Pct
at No. 7/9 Nevada	34/34	36/52	70-86	(16)	26-69/25-66	.377/.379	6-31/8-28	.194/.286	12-19/28-39	.632/.718
Utah Valley	25/26	50/39	75-65	+10	26-60/25-75	.433/.333	6-22/6-23	.273/.261	17-25/9-15	.680/.600
Northwestern State	42/25	40/32	82-57	+25	28-59/20-64	.475/.313	7-22/6-19	.318/.316	19-25/11-15	.760/.733
Oral Roberts	43/31	42/34	85-65	+20	29-71/25-62	.408/.403	6-24/6-23	.250/.261	21-26/9-18	.808/.500
Alabama A&M	46/24	45/36	91-60	+31	33-66/23-66	.500/.344	8-22/7-17	.364/.412	17-23/7-12	.739/.583
Rice	54/43	51/35	105-78	+27	39-70/29-64	.557/.453	10-28/8-22	.352/.364	17-20/12-18	.850/.667
Houston	32/37	30/39	62-76	(14)	22-54/30-59	.407/.508	8-28/11-26	.286/.423	10-14/5-6	.714/.833
at Illinois State (OT)	40/31	38/47	89-92	(3)	29-72/31-78	.403/.397	6-28/13-30	.214/.433	25-36/17-18	.694/.944
at Weber State	46/47	57/66	103-113	(10)	41-69/37-70	.594/.529	5-24/11-25	.357/.440	16-24/28-38	.667/.737
Utah State	53/34	42/46	95-80	+15	33-59/29-60	.559/.483	11-24/3-17	.458/.177	18-21/19-24	.857/.792
vs Utah	32/28	42/31	74-59	+15	27-57/19-52	.474/.365	7-24/10-30	.292/.333	13-14/11-17	.929/.647
Portland State	45/32	40/34	85-66	+19	29-61/21-67	.475/.313	7-21/5-24	.333/.208	20-29/19-29	.690/.655
vs UNLV (OT)	30/47	53/36	90-92	(2)	36-68/26-59	.529/.441	5-16/13-27	.313/.481	13-20/27-32	.650/.844
at San Diego State	38/52	43/38	81-90	(9)	31-58/28-53	.534/.528	8-21/12-26	.381/.462	11-13/22-32	.846/.688
at 17/19 Mississippi State	38/48	43/55	81-103	(22)	26-60/38-70	.433/.543	5-20/7-21	.250/.333	24-29/20-22	.828/.909
at Pacific	49/37	41/50	90-87	+3	28-54/25-54	.519/.463	11-25/6-14	.440/.429	23-36/31-38	.639/.816
at Saint Mary's	32/42	34/46	66-88	(22)	22-54/34-62	.407/.548	6-17/9-21	.353/.429	16-22/11-15	.727/.733
Portland	36/30	43/26	79-56	+23	27-55/19-51	.491/.373	9-26/6-23	.346/.261	16-20/12-16	.800/.750
Santa Clara	40/33	40/41	80-74	+6	24-49/23-51	.490/.451	8-19/11-24	.421/.458	24-34/17-23	.706/.739
at Pepperdine	44/35	43/41	87-76	+11	28-50/23-61	.560/.377	5-16/8-26	.313/.308	26-34/22-34	.765/.647
at San Francisco	29/43	34/39	63-82	(19)	23-52/35-55	.442/.636	6-16/9-19	.375/.474	11-16/3-5	.688/.600
Saint Mary's	33/26	38/40	71-66	+5	27-59/26-59	.458/.441	4-14/5-20	.286/.250	13-21/9-11	.619/.818
No. 4/4 Gonzaga	24/41	39/52	63-93	(30)	24-65/37-63	.369/.587	6-21/10-20	.286/.500	9-12/9-14	.750/.643
Loyola Marymount	23/26	44/23	67-49	+18	26-53/18-46	.491/.391	7-19/4-12	.368/.333	8-11/9-14	.727/.643
at Portland	40/21	43/27	83-48	+35	28-58/15-47	.483/.319	9-26/5-18	.346/.278	18-26/13-24	.692/.542
Pacific	33/30	36/29	69-59	+10	23-53/20-55	.434/.364	8-23/5-16	.440/.313	15-25/14-17	.600/.824
at San Diego (OT)	30/39	45/36	88-82	+6	30-62/26-50	.484/.520	11-21/10-24	.524/.417	17-26/20-25	.654/.800
at Loyola Marymount	30/36	40/26	70-62	+8	22-45/23-51	.489/.451	8-20/4-10	.400/.400	18-21/12-14	.857/.857
San Francisco	38/34	33/43	71-77	(6)	23-49/27-63	.469/.429	6-19/12-29	.316/.414	19-26/11-18	.731/.611
at No. 2/2 Gonzaga	38/51	30/51	68-102	(34)	26-62/36-66	.419/.545	8-21/9-20	.381/.450	8-13/21-27	.615/.778
San Diego	41/32	46/41	87-73	+14	24-47/23-62	.511/.371	8-19/10-29	.421/.345	31-40/17-21	.775/.810
vs. San Diego	19/46	38/34	57-80	(23)	18-58/25-51	.310/.490	1-17/7-17	.059/.412	20-29/23-26	.690/.885

Opponent	Reb	Mar	Assist	TO	Block	Steal	Fouls
at 7/9 Nevada	44/48	(4)	17/19	8/8	4/4	4/4	27/20
Utah Valley	47/46	+1	18/14	12/11	6/2	8/4	18/22
Northwestern State	42/32	+10	15/7	15/15	8/2	5/8	15/22
Oral Roberts	52/37	+15	19/15	8/13	2/5	7/2	18/22
Alabama A&M	47/37	+10	18/14	4/9	3/2	4/2	15/21
Rice	38/35	+3	23/12	6/13	4/2	5/3	20/23
Houston	28/36	(8)	13/21	9/11	0/2	5/6	11/19
at Illinois State (OT)	50/47	+3	20/18	14/13	3/4	6/7	19/26
at Weber State	35/37	(2)	14/16	12/6	2/4	1/8	26/22
Utah State	24/34	(10)	17/6	13/16	4/2	11/8	20/20
vs Utah	40/28	+12	12/13	10/11	3/2	6/3	17/14
Portland State	32/56	(24)	21/12	12/21	4/3	11/6	20/22
vs UNLV (OT)	35/40	(5)	13/13	11/17	0/2	9/9	24/22
at San Diego State	29/28	+1	16/20	18/11	1/2	3/8	24/14
at 17/19 Mississippi State	31/40	(9)	14/18	19/19	3/7	10/10	24/22
at Pacific	35/33	+2	12/11	12/11	2/1	3/6	31/29
at Saint Mary's	32/34	(2)	7/14	13/7	2/2	1/10	16/19
Portland	34/32	+2	16/7	11/17	4/1	10/4	21/18
Santa Clara	34/26	+8	20/13	10/9	1/1	6/1	20/24
at Pepperdine	38/34	+4	17/13	16/12	5/2	5/6	28/25
at San Francisco	20/34	(14)	8/14	11/15	3/5	5/5	12/18
Saint Mary's	28/42	(14)	14/5	2/15	4/2	8/1	16/20
No. 4/4 Gonzaga	31/41	(10)	11/21	8/9	1/4	6/5	15/12
Loyola Marymount	29/30	(1)	16/9	10/16	5/1	8/2	15/9
at Portland	40/31	+9	20/12	10/20	2/3	11/6	20/21
Pacific	34/38	(4)	13/8	9/13	5/0	5/6	17/21
at San Diego (OT)	29/34	(5)	16/18	7/18	3/2	12/3	21/21
at Loyola Marymount	27/25	+2	17/14	15/13	3/4	6/12	16/20
San Francisco	36/33	+3	12/14	14/7	7/2	4/8	19/23
at No. 2/2 Gonzaga	31/40	(9)	13/18	15/6	3/4	3/10	22/14
San Diego	34/37	(3)	15/12	10/11	5/2	8/7	18/26
vs. San Diego	32/40	(8)	5/9	11/17	5/6	7/3	21/27

Note: Game totals are displayed in the format BYU/OPPONENT for each category



INDIVIDUAL GAME-BY-GAME (POINTS-REBOUNDS-ASSISTS)

Opponent	Date	Score	WL	0	1	2	4	13	21	23
				Hardnett	Bergersen	Seljaas	Emery	Maughan	Troy	Childs
at 7/9 Nevada	11/06/18	70-86	L	17-4-3	6-1-0	8-5-0	DNP	DNP	DNP	16-12-3
Utah Valley	11/09/18	75-65	W	9-2-4	0-1-0	7-4-2	DNP	DNP	DNP	20-15-3
Northwestern State	11/13/18	82-57	W	9-2-3	2-1-0	8-2-2	DNP	0-0-0	0-2-0	18-16-3
Oral Roberts	11/15/18	85-65	W	16-4-4	7-1-0	5-2-1	DNP	0-0-0	2-1-0	24-14-3
Alabama A&M	11/17/18	91-60	W	5-3-3	8-3-0	15-2-1	DNP	0-1-0	0-1-0	18-12-4
Rice	11/21/18	105-78	W	20-3-1	6-3-3	7-4-1	DNP	0-0-0	0-0-0	28-7-5
Houston	11/24/18	62-76	L	4-3-0	0-1-0	4-3-4	DNP	DNP	DNP	16-9-1
at Illinois State (OT)	11/28/18	89-92	L	9-3-2	DNP	9-4-4	DNP	DNP	DNP	27-16-6
at Weber State	12/01/18	103-113	L	24-4-1	3-0-0	7-1-1	DNP	DNP	0-0-0	31-7-3
Utah State	12/05/18	95-80	W	10-1-1	DNP	3-4-1	11-0-2	DNP	DNP	31-7-1
vs Utah	12/08/18	74-59	W	0-0-1	0-0-0	14-6-3	0-1-0	0-0-0	0-0-0	31-11-2
Portland State	12/12/18	85-66	W	6-0-1	2-4-2	11-4-1	5-1-6	0-1-0	0-0-0	13-6-2
vs UNLV (OT)	12/15/18	90-92	L	19-3-3	0-0-0	10-6-0	9-4-2	DNP	DNP	25-11-1
at San Diego State	12/22/18	81-90	L	12-1-0	6-2-2	0-1-1	7-2-2	0-0-1	DNP	11-6-2
at 17/19 Mississippi State	12/29/18	81-103	L	8-2-2	4-2-0	13-5-2	0-0-0	DNP	DNP	25-2-1
at Pacific	01/03/19	90-87	W	17-1-0	0-0-0	5-1-0	7-4-2	DNP	DNP	13-12-2
at Saint Mary's	01/05/19	66-88	L	0-0-0	0-0-0	0-0-0	13-2-0	0-0-0	DNP	21-12-2
Portland	01/10/19	79-56	W	DNP	7-2-1	8-2-0	6-1-1	0-0-0	DNP	28-12-3
Santa Clara	01/12/19	80-74	W	DNP	3-2-2	6-4-3	0-0-0	DNP	DNP	27-6-0
at Pepperdine	01/17/19	87-76	W	DNP	2-1-1	9-10-1	2-1-4	DNP	DNP	20-5-0
at San Francisco	01/19/19	63-82	L	DNP	3-0-0	5-7-0	0-0-1	DNP	DNP	25-4-2
Saint Mary's	01/24/19	71-66	W	DNP	0-0-0	5-2-1	7-2-2	DNP	DNP	23-11-0
No. 4/4 Gonzaga	01/31/19	63-93	L	7-2-1	0-0-1	13-3-2	3-1-0	0-0-0	0-0-0	12-7-3
Loyola Marymount	02/02/19	67-49	W	0-1-0	0-0-0	2-0-0	17-2-2	0-0-0	0-0-0	6-9-2
at Portland	02/07/19	83-48	W	2-1-3	0-1-0	12-3-2	8-4-5	2-0-0	0-2-1	17-11-0
Pacific	02/09/19	69-59	W	DNP	0-0-0	5-5-0	8-1-0	DNP	DNP	19-13-2
at San Diego (OT)	02/14/19	88-82	W	DNP	DNP	3-3-2	8-1-2	DNP	DNP	27-12-0
at Loyola Marymount	02/16/19	70-62	W	DNP	DNP	12-6-2	3-2-0	DNP	DNP	18-4-5
San Francisco	02/21/19	71-77	L	DNP	DNP	8-3-0	0-3-3	DNP	DNP	28-14-3
at No. 2/2 Gonzaga	02/23/19	68-102	L	DNP	5-0-0	0-4-0	9-3-3	0-0-0	0-1-0	18-7-1
San Diego	03/02/19	87-73	W	DNP	DNP	10-3-4	15-2-2	DNP	DNP	29-13-1
vs. San Diego	03/09/19	57-80	L	DNP	1-1-0	3-2-0	3-2-2	0-0-0	0-0-0	14-6-0

Opponent	Date	Score	WL	24	25	30	33	40	41	44
				Cannon	Baxter	Haws	Nixon	Lee	Worthington	Harding
at 7/9 Nevada	11/06/18	70-86	L	3-1-2	4-4-1	5-4-5	4-1-1	2-2-0	0-2-1	5-3-1
Utah Valley	11/09/18	75-65	W	3-0-1	2-6-0	23-4-4	5-7-2	0-0-0	0-1-0	6-2-2
Northwestern State	11/13/18	82-57	W	0-2-1	4-1-0	12-6-4	15-2-1	3-1-0	0-3-0	11-4-1
Oral Roberts	11/15/18	85-65	W	2-0-2	4-3-0	8-8-6	6-5-1	0-2-1	1-1-0	10-7-1
Alabama A&M	11/17/18	91-60	W	0-2-0	DNP	19-3-6	8-5-1	0-1-0	9-6-1	9-6-2
Rice	11/21/18	105-78	W	8-1-1	2-2-1	18-4-8	2-5-1	5-1-0	0-0-0	9-7-2
Houston	11/24/18	62-76	L	5-0-1	0-0-0	25-1-3	5-6-4	DNP	2-1-0	1-1-0
at Illinois State (OT)	11/28/18	89-92	L	0-1-1	8-2-0	22-8-6	7-7-1	DNP	2-2-0	5-4-0
at Weber State	12/01/18	103-113	L	7-3-3	0-0-0	8-3-3	8-3-2	DNP	7-5-0	8-5-1
Utah State	12/05/18	95-80	W	0-1-1	0-0-0	20-4-7	6-4-3	DNP	0-0-0	14-1-1
vs Utah	12/08/18	74-59	W	0-0-0	0-0-0	18-6-4	2-2-1	0-1-0	4-3-0	5-5-1
Portland State	12/12/18	85-66	W	2-1-1	0-0-0	30-3-5	2-5-0	1-0-0	2-0-0	11-3-3
vs UNLV (OT)	12/15/18	90-92	L	0-0-0	0-2-0	19-1-6	3-0-0	DNP	0-0-0	5-0-1
at San Diego State	12/22/18	81-90	L	3-1-1	0-1-0	18-2-5	0-0-0	5-2-0	11-5-0	8-4-2
at 17/19 Mississippi State	12/29/18	81-103	L	0-1-3	2-1-0	14-6-3	DNP	DNP	8-6-1	7-4-2
at Pacific	01/03/19	90-87	W	7-3-0	0-0-0	24-2-6	2-4-0	0-1-0	8-3-0	7-3-2
at Saint Mary's	01/05/19	66-88	L	0-3-0	4-0-0	20-4-1	3-1-0	0-1-0	0-2-2	5-4-2
Portland	01/10/19	79-56	W	11-4-3	3-1-0	6-3-7	0-1-0	0-0-0	2-3-0	8-2-1
Santa Clara	01/12/19	80-74	W	3-3-2	5-4-0	16-5-8	DNP	DNP	13-4-1	7-4-4
at Pepperdine	01/17/19	87-76	W	5-0-1	13-6-0	34-7-8	0-2-1	DNP	2-5-0	0-0-1
at San Francisco	01/19/19	63-82	L	9-1-1	2-4-0	12-1-2	0-0-0	DNP	2-2-1	5-0-1
Saint Mary's	01/24/19	71-66	W	5-2-1	10-5-0	17-2-7	0-0-0	DNP	2-0-0	2-2-3
No. 4/4 Gonzaga	01/31/19	63-93	L	1-2-1	4-4-1	16-3-2	0-1-0	2-0-0	0-2-0	5-2-0
Loyola Marymount	02/02/19	67-49	W	2-0-7	25-10-0	9-1-4	DNP	0-0-0	4-3-0	2-1-0
at Portland	02/07/19	83-48	W	3-3-4	5-7-0	22-1-3	2-2-0	2-1-0	3-0-1	5-3-1
Pacific	02/09/19	69-59	W	3-0-1	9-3-3	8-5-7	DNP	DNP	4-3-0	13-4-0
at San Diego (OT)	02/14/19	88-82	W	10-3-4	0-1-0	35-3-7	DNP	DNP	3-2-0	2-1-1
at Loyola Marymount	02/16/19	70-62	W	6-1-1	13-7-0	13-2-8	DNP	DNP	0-3-1	5-1-0
San Francisco	02/21/19	71-77	L	0-2-3	8-7-1	25-1-2	DNP	DNP	0-1-0	2-3-0
at No. 2/2 Gonzaga	02/23/19	68-102	L	5-1-0	9-6-0	18-3-8	2-2-0	2-2-0	0-1-1	0-1-0
San Diego	03/02/19	87-73	W	3-5-3	DNP	26-5-4	0-0-0	DNP	0-1-0	4-3-1
vs. San Diego	03/09/19	57-80	L	2-3-0	4-5-0	10-1-3	5-1-0	2-2-0	1-3-0	12-4-0


INDIVIDUAL STATISTICS - ALL GAMES

RECORD	OVERALL	HOME	AWAY	NEUTRAL
ALL GAMES	19-13	13-3	5-8	1-2
CONFERENCE	11-5	6-2	5-3	0-0
NON-CONFERENCE	8-8	7-1	0-5	1-2

##	Player	GP	GS	Min	Avg	TOTAL			3-PTS			F-THROW			REBOUNDS			
						FG	FGA	Pct	3FG	FGA	Pct	FT	FTA	Pct	Off	Def	Tot	Avg
23	CHILDS, Yoeli	32	32	1066	33.3	258	509	.507	32	99	.323	131	185	.708	66	243	309	9.7
30	HAWS, TJ	32	32	1070	33.4	174	376	.463	57	162	.352	165	190	.868	10	102	112	3.5
00	HARDNETT, Jahshire	20	15	475	23.8	67	157	.427	10	45	.222	50	61	.820	7	33	40	2.0
02	SELJAAS, Zac	32	15	723	22.6	75	177	.424	44	118	.373	33	43	.767	26	85	111	3.5
44	HARDING, Connor	32	14	621	19.4	68	147	.463	21	68	.309	41	61	.672	12	82	94	2.9
04	EMERY, Nick	23	8	485	21.1	46	118	.390	27	76	.355	22	33	.667	4	35	39	1.7
25	BAXTER, Gavin	30	8	441	14.7	59	91	.648	2	6	.333	20	39	.513	32	60	92	3.1
33	NIXON, Dalton	25	8	311	12.4	29	66	.439	1	16	.063	28	36	.778	22	44	66	2.6
24	CANNON, McKay	32	18	638	19.9	38	86	.442	23	58	.397	9	17	.529	9	41	50	1.6
41	WORTHINGTON, Luke	32	10	341	10.7	33	67	.493	0	0	.000	24	40	.600	29	44	73	2.3
01	BERGERSEN, Rylan	26	0	201	7.7	20	50	.400	8	27	.296	17	29	.586	1	25	26	1.0
40	LEE, Kolby	17	0	54	3.2	10	24	.417	1	4	.250	3	12	.250	6	11	17	1.0
21	TROY, Evan	12	0	24	2.0	1	7	.143	0	2	.000	0	2	.000	1	6	7	0.6
13	MAUGHAN, Taylor	14	0	24	1.7	0	3	.000	0	3	.000	2	2	1.000	0	2	2	0.1
TM	TEAM														40	40	80	2.5
	Total	32				878	1878	.468	226	684	.330	545	750	.727	265	853	1118	34.9
	Opponents	32				841	1912	.440	256	700	.366	498	677	.736	315	850	1165	36.4

CONTINUED:

##	Player	PF	FO	A	TO	Blk	Stl	Pts	Avg
23	CHILDS, Yoeli	84	4	66	88	33	31	679	21.2
30	HAWS, TJ	69	1	162	75	9	38	570	17.8
00	HARDNETT, Jahshire	34	0	34	24	0	19	194	9.7
02	SELJAAS, Zac	63	1	41	30	12	23	227	7.1
44	HARDING, Connor	48	1	37	25	6	11	198	6.2
04	EMERY, Nick	64	2	41	23	1	25	141	6.1
25	BAXTER, Gavin	57	1	7	14	33	5	140	4.7
33	NIXON, Dalton	48	1	19	18	6	10	87	3.5
24	CANNON, McKay	48	0	50	19	1	25	108	3.4
41	WORTHINGTON, Luke	75	2	10	13	2	11	90	2.8
01	BERGERSEN, Rylan	18	0	12	9	4	4	65	2.5
40	LEE, Kolby	12	0	1	2	0	0	24	1.4
21	TROY, Evan	2	0	1	4	0	0	2	0.2
13	MAUGHAN, Taylor	3	0	1	1	0	1	2	0.1
TM	TEAM	1			10			0	
	Total	626	13	482	355	107	203	2527	79.0
	Opponents	658	18	430	410	87	183	2436	76.1




INDIVIDUAL STATISTICS - CONFERENCE GAMES

RECORD		OVERALL		HOME		AWAY													
CONFERENCE		11-5		6-2		5-3													
##	Player	GP	GS	Min	Avg	TOTAL			3-PTS		F-THROW			REBOUNDS					
						FG	FGA	Pct	3FG	FGA	Pct	FT	FTA	Pct	Off	Def	Tot	Avg	
23	CHILDS, Yoeli	16	16	549	34.3	118	249	.474	20	55	.364	75	110	.682	31	121	152	9.5	
30	HAWS, TJ	16	16	536	33.5	86	186	.462	26	77	.338	103	118	.873	6	42	48	3.0	
25	BAXTER, Gavin	15	7	305	20.3	47	69	.681	2	4	.500	14	24	.583	24	41	65	4.3	
04	EMERY, Nick	16	7	343	21.4	33	84	.393	21	55	.382	19	26	.731	3	26	29	1.8	
02	SELJAAS, Zac	16	0	347	21.7	36	71	.507	20	46	.435	11	16	.688	11	45	56	3.5	
00	HARDNETT, Jahshire	5	0	70	14.0	8	26	.308	2	10	.200	8	9	.889	1	4	5	1.0	
24	CANNON, McKay	16	16	429	26.8	24	51	.471	18	38	.474	7	14	.500	6	27	33	2.1	
44	HARDING, Connor	16	9	292	18.3	23	60	.383	9	29	.310	17	26	.654	3	31	34	2.1	
41	WORTHINGTON, Luke	16	9	196	12.3	18	38	.474	0	0	.000	7	17	.412	17	18	35	2.2	
01	BERGERSEN, Rylan	12	0	68	5.7	7	16	.438	2	6	.333	4	7	.571	1	5	6	0.5	
33	NIXON, Dalton	10	0	60	6.0	2	9	.222	0	1	.000	5	6	.833	1	12	13	1.3	
40	LEE, Kolby	7	0	15	2.1	3	6	.500	0	0	.000	0	6	.000	3	2	5	0.7	
13	MAUGHAN, Taylor	6	0	9	1.5	0	1	.000	0	1	.000	2	2	1.000	0	0	0	0.0	
21	TROY, Evan	4	0	6	1.5	0	1	.000	0	0	.000	0	2	.000	1	2	3	0.8	
TM	TEAM														13	15	28	1.8	
	Total	16				405	867	.467	120	322	.373	272	383	.710	121	391	512	32.0	
	Opponents	16				410	896	.458	123	325	.378	231	316	.731	141	403	544	34.0	

CONTINUED:

##	Player	PF	FO	A	TO	Bk	Stl	Pts	Avg
23	CHILDS, Yoeli	41	2	26	45	16	18	331	20.7
30	HAWS, TJ	37	0	84	43	3	20	301	18.8
25	BAXTER, Gavin	34	1	5	8	24	5	110	7.3
04	EMERY, Nick	41	1	27	16	1	16	106	6.6
02	SELJAAS, Zac	34	0	17	14	4	8	103	6.4
00	HARDNETT, Jahshire	7	0	5	4	0	0	26	5.2
24	CANNON, McKay	29	0	32	10	1	21	73	4.6
44	HARDING, Connor	20	0	17	10	3	5	72	4.5
41	WORTHINGTON, Luke	42	1	7	8	0	4	43	2.7
01	BERGERSEN, Rylan	9	0	5	4	2	1	20	1.7
33	NIXON, Dalton	8	0	1	1	1	3	9	0.9
40	LEE, Kolby	3	0	0	1	0	0	6	0.9
13	MAUGHAN, Taylor	1	0	0	0	0	0	2	0.3
21	TROY, Evan	1	0	1	2	0	0	0	0.0
TM	TEAM	0			7			0	
	Total	307	5	227	173	55	101	1202	75.1
	Opponents	320	7	203	199	36	92	1174	73.4



RESULTS & LEADERS – ALL GAMES

DATE	OPPONENT	W/L	SCORE	ATTENDANCE	POINTS	REBOUNDS
11/06/18	at No. 7/9 Nevada	L	70-86	11094	(17) HARDNETT, Jahshire	(12) CHILDS, Yoeli
11/09/18	Utah Valley [^]	W	75-65	14628	(23) HAWS, TJ	(15) CHILDS, Yoeli
11/13/18	Northwestern State [#]	W	82-57	10886	(18) CHILDS, Yoeli	(16) CHILDS, Yoeli
11/15/18	Oral Roberts	W	85-65	10179	(24) CHILDS, Yoeli	(14) CHILDS, Yoeli
11/17/18	Alabama A&M [#]	W	91-60	12206	(19) HAWS, TJ	(12) CHILDS, Yoeli
11/21/18	Rice [#]	W	105-78	11631	(28) CHILDS, Yoeli	(7) HARDING, Connor (7) CHILDS, Yoeli
11/24/18	Houston [#]	L	62-76	10959	(25) HAWS, TJ	(9) CHILDS, Yoeli
11/28/18	at Illinois State (OT)	L	89-92	6187	(27) CHILDS, Yoeli	(16) CHILDS, Yoeli
12/01/18	at Weber State	L	103-113	9731	(31) CHILDS, Yoeli	(7) CHILDS, Yoeli
12/05/18	Utah State	W	95-80	11377	(31) CHILDS, Yoeli	(7) CHILDS, Yoeli
12/08/18	vs Utah+	W	74-59	10678	(31) CHILDS, Yoeli	(11) CHILDS, Yoeli
12/12/18	Portland State	W	85-66	11563	(30) HAWS, TJ	(6) CHILDS, Yoeli
12/15/18	vs UNLV (OT) [%]	L	90-92	5107	(25) CHILDS, Yoeli	(11) CHILDS, Yoeli
12/22/18	at San Diego State	L	81-90	11321	(18) HAWS, TJ	(6) CHILDS, Yoeli
12/29/18	at No. 17/19 Mississippi State	L	81-103	10202	(25) CHILDS, Yoeli	(6) WORTHINGTON, Luke (6) HAWS, TJ
01/03/19	at Pacific [*]	W	90-87	2490	(24) HAWS, TJ	(12) CHILDS, Yoeli
01/05/19	at Saint Mary's [*]	L	66-88	3500	(21) CHILDS, Yoeli	(12) CHILDS, Yoeli
01/10/19	Portland [*]	W	79-56	10733	(28) CHILDS, Yoeli	(12) CHILDS, Yoeli
01/12/19	Santa Clara [*]	W	80-74	12709	(27) CHILDS, Yoeli	(6) CHILDS, Yoeli
01/17/19	at Pepperdine [*]	W	87-76	1714	(34) HAWS, TJ	(10) SELJAAS, Zac
01/19/19	at San Francisco [*]	L	63-82	3005	(25) CHILDS, Yoeli	(7) SELJAAS, Zac
01/24/19	Saint Mary's [*]	W	71-66	11427	(23) CHILDS, Yoeli	(11) CHILDS, Yoeli
01/31/19	No. 4/4 Gonzaga [*]	L	63-93	15396	(16) HAWS, TJ	(7) CHILDS, Yoeli
02/02/19	Loyola Marymount [*]	W	67-49	11643	(25) BAXTER, Gavin	(10) BAXTER, Gavin
02/07/19	at Portland [*]	W	83-48	2581	(22) HAWS, TJ	(11) CHILDS, Yoeli
02/09/19	Pacific [*]	W	69-59	11406	(19) CHILDS, Yoeli	(13) CHILDS, Yoeli
02/14/19	at San Diego (OT) [*]	Wot	88-82	1851	(35) HAWS, TJ	(12) CHILDS, Yoeli
02/16/19	at Loyola Marymount [*]	W	70-62	3692	(18) CHILDS, Yoeli	(7) BAXTER, Gavin
02/21/19	San Francisco [*]	L	71-77	11484	(28) CHILDS, Yoeli	(14) CHILDS, Yoeli
02/23/19	at No. 2/2 Gonzaga [*]	L	68-102	6000	(18) CHILDS, Yoeli (18) HAWS, TJ	(7) CHILDS, Yoeli
03/02/19	San Diego [*]	W	87-73	13095	(29) CHILDS, Yoeli	(13) CHILDS, Yoeli
03/09/19	vs. San Diego [§]	L	57-80	6882	(14) CHILDS, Yoeli	(6) CHILDS, Yoeli

[^] UCCU Crosstown Clash


[#] Men Against Breast Cancer Cougar Cup

⁺ Beehive Classic / Deseret First Duel

[%] Neon Hoops Showcase

^{*} WCC Game


[§] WCC Basketball Championships



INDIVIDUAL GAME HIGHS



T.J. Haws



Luke Worthington



McKay Cannon

POINTS

35	HAWS, T.J. at San Diego (02/14/19)
34	HAWS, T.J. at Pepperdine (01/17/19)
31	CHILDS, Yoeli vs Utah (12/08/18)
31	CHILDS, Yoeli vs Utah St. (12/05/18)
31	CHILDS, Yoeli at Weber State (12/01/18)

FIELD GOALS MADE

13	CHILDS, Yoeli vs Utah (12/08/18)
13	CHILDS, Yoeli at Weber State (12/01/18)
13	CHILDS, Yoeli vs Rice (11/21/18)

FIELD GOAL ATTEMPTS

24	CHILDS, Yoeli at San Diego (02/14/19)
24	CHILDS, Yoeli vs Saint Mary's (01/24/19)

FIELD-GOAL PERCENTAGE (MIN 5 MADE)

1.000 (6-6)	BAXTER, Gavin at Loyola Marymount (02/16/19)
1.000 (5-5)	BAXTER, Gavin at Pepperdine (01/17/19)

3-POINT FG MADE

6	HAWS, T.J. vs Houston (11/24/18)
6	EMERY, Nick vs Loyola Marymount (02/02/19)
5	HAWS, T.J. vs Portland St. (12/12/18)
5	SELJAAS, Zac vs Alabama A&M (11/17/18)

3-POINT FIELD GOAL ATTEMPTS

12	HAWS, T.J. vs Houston (11/24/18)
10	HAWS, T.J. vs Portland St. (12/12/18)

3-POINT FIELD-GOAL PERCENTAGE (MIN 2 MADE)

1.000 (5-5)	EMERY, Nick vs Loyola Marymount (02/02/19)
1.000 (4-4)	SELJAAS, Zac at Loyola Marymount (02/16/19)
1.000 (3-3)	CANNON, McKay at San Francisco (01/19/19)
1.000 (2-2)	CANNON, McKay at Pacific (01/03/19)
1.000 (2-2)	HARDING, Connor at SAN DIEGO STATE (12/22/18)

FREE THROWS MADE

18	HAWS, T.J. at Pepperdine (01/17/19)
14	CHILDS, Yoeli vs San Diego (03/02/19)

FREE THROW ATTEMPTS

22	HAWS, T.J. at Pepperdine (01/17/19)
19	CHILDS, Yoeli vs San Diego (03/02/19)

FREE-THROW PERCENTAGE (MIN 4 MADE)

1.000 (9-9)	HAWS, T.J. at Loyola Marymount (02/16/19)
1.000 (8-8)	CHILDS, Yoeli vs Utah St. (12/05/18)
1.000 (6-6)	HAWS, T.J. vs Pacific (02/09/19)
1.000 (6-6)	SELJAAS, Zac at Mississippi State (12/29/18)
1.000 (6-6)	HAWS, T.J. vs Oral Roberts (11/15/18)
1.000 (5-5)	NIXON, Dalton vs SAN DIEGO (03-09-19)
1.000 (5-5)	CHILDS, Yoeli at Loyola Marymount (02/16/19)
1.000 (5-5)	HAWS, T.J. at Mississippi State (12/29/18)
1.000 (5-5)	HAWS, T.J. vs Utah (12/08/18)
1.000 (5-5)	HARDNETT, Jahshire vs Rice (11/21/18)

REBOUNDS

16	CHILDS, Yoeli at Illinois State (11/28/18)
16	CHILDS, Yoeli vs Northwestern St. (11/13/18)

ASSISTS

8	HAWS, T.J. at Gonzaga (02/23/19)
8	HAWS, T.J. at Loyola Marymount (02/16/19)
8	HAWS, T.J. at Pepperdine (01/17/19)
8	HAWS, T.J. vs Santa Clara (01/12/19)
8	HAWS, T.J. vs Rice (11/21/18)

STEALS

5	SELJAAS, Zac vs Utah (12/08/18)
5	CHILDS, Yoeli vs Utah St. (12/05/18)

BLOCKED SHOTS

5	BAXTER, Gavin vs San Francisco (02/21/19)
4	CHILDS, Yoeli vs San Diego (03/02/19)
4	BAXTER, Gavin vs Northwestern St. (11/13/18)

TEAM GAME HIGHS AND GAME LOWS

BYU GAME HIGHS

POINTS

105	RICE (11/21/18)
103	at Weber State (12/01/18)
95	UTAH ST. (12/05/18)
91	ALABAMA A&M (11/17/18)
90	at Pacific (01/03/19)
90	vs UNLV (12/15/18)

FIELD GOALS MADE

41	at Weber State (12/01/18)
39	RICE (11/21/18)

FIELD GOAL ATTEMPTS

72	at Illinois State (11/28/18)
71	ORAL ROBERTS (11/15/18)

FIELD-GOAL PERCENTAGE

.594 (41-69)	at Weber State (12/01/18)
.560 (28-50)	at Pepperdine (01/17/19)

3-POINT FIELD GOALS MADE

11	at San Diego (02/14/19)
11	at Pacific (01/03/19)
11	UTAH ST. (12/05/18)

3-POINT FIELD GOAL ATTEMPTS

31	at Nevada (11/06/18)
28	at Illinois State (11/28/18)
28	HOUSTON (11/24/18)
28	RICE (11/21/18)

3-POINT FIELD-GOAL PERCENTAGE

.524 (11-21)	at San Diego (02/14/19)
.458 (11-24)	UTAH ST. (12/05/18)

FREE THROWS MADE

31	SAN DIEGO (03/02/19)
26	at Pepperdine (01/17/19)

FREE THROW ATTEMPTS

40	SAN DIEGO (03/02/19)
36	at Pacific (01/03/19)
36	at Illinois State (11/28/18)

FREE-THROW PERCENTAGE

.929 (13-14)	vs Utah (12/08/18)
.857 (18-21)	at Loyola Marymount (02/16/19)
.857 (18-21)	UTAH ST. (12/05/18)

REBOUNDS

52	ORAL ROBERTS (11/15/18)
50	at Illinois State (11/28/18)

ASSISTS

23	RICE (11/21/18)
21	PORTLAND ST. (12/12/18)

STEALS

12	at San Diego (02/14/19)
11	at Portland (02/07/19)
11	PORTLAND ST. (12/12/18)
11	UTAH ST. (12/05/18)

BLOCKED SHOTS

8	NORTHWESTERN ST. (11/13/18)
7	SAN FRANCISCO (02/21/19)

TURNOVERS

19	at Mississippi State (12/29/18)
18	at SAN DIEGO STATE (12/22/18)

FOULS

31	at Pacific (01/03/19)
28	at Pepperdine (01/17/19)

BYU GAME LOWS

POINTS

57	vs SAN DIEGO (03-09-19)
62	HOUSTON (11/24/18)
63	at San Francisco (01/19/19)
63	GONZAGA (01/31/19)
66	at Saint Mary's (CA) (01/05/19)

FIELD GOALS MADE

18	vs SAN DIEGO (03-09-19)
22	HOUSTON (11/24/18)
22	at Saint Mary's (CA) (01/05/19)
22	at Loyola Marymount (02/16/19)

FIELD GOAL ATTEMPTS

45	at Loyola Marymount (02/16/19)
47	SAN DIEGO (03/02/19)

FIELD-GOAL PERCENTAGE

.310 (18-58)	vs SAN DIEGO (03-09-19)
.369 (24-65)	GONZAGA (01/31/19)

3-POINT FIELD GOALS MADE

1	vs SAN DIEGO (03-09-19)
4	SAINT MARY'S (CA) (01/24/19)

3-POINT FIELD GOAL ATTEMPTS

14	at Weber State (12/01/18)
14	SAINT MARY'S (CA) (01/24/19)

3-POINT FIELD-GOAL PERCENTAGE

.059 (1-17)	vs SAN DIEGO (03-09-19)
.194 (6-31)	at Nevada (11/06/18)

FREE THROWS MADE

8	LOYOLA MARYMOUNT (02/02/19)
8	at Gonzaga (02/23/19)

FREE THROW ATTEMPTS

11	LOYOLA MARYMOUNT (02/02/19)
12	GONZAGA (01/31/19)

FREE-THROW PERCENTAGE

.600 (15-25)	PACIFIC (02/09/19)
.615 (8-13)	at Gonzaga (02/23/19)

REBOUNDS

20	at San Francisco (01/19/19)
24	UTAH ST. (12/05/18)

ASSISTS

5	vs SAN DIEGO (03-09-19)
7	at Saint Mary's (CA) (01/05/19)

STEALS

1	at Weber State (12/01/18)
1	at Saint Mary's (CA) (01/05/19)

BLOCKED SHOTS

0	HOUSTON (11/24/18)
0	vs UNLV (12/15/18)

TURNOVERS

2	SAINT MARY'S (CA) (01/24/19)
4	ALABAMA A&M (11/17/18)

FOULS

11	HOUSTON (11/24/18)
12	at San Francisco (01/19/19)

CATEGORY LEADERS

POINTS	G	Pts	Pts/G	FIELD GOAL ATT	G	Att	Att/G	FT PERCENTAGE	FT	Att	Pct
CHILDS, Yoeli	32	679	21.2	CHILDS, Yoeli	32	509	15.9	MAUGHAN, Taylor	2	2	1.000
HAWS, TJ	32	570	17.8	HAWS, TJ	32	376	11.8	HAWS, TJ	165	190	.868
SELJAAS, Zac	32	227	7.1	SELJAAS, Zac	32	177	5.5	HARDNETT, Jahshire	50	61	.820
HARDING, Connor	32	198	6.2	HARDNETT, Jahshire	20	157	7.9	NIXON, Dalton	28	36	.778
HARDNETT, Jahshire	20	194	9.7	HARDING, Connor	32	147	4.6	SELJAAS, Zac	33	43	.767
EMERY, Nick	23	141	6.1	FIELD GOALS MADE	G	Made	Made/G	CHILDS, Yoeli	131	185	.708
BAXTER, Gavin	30	140	4.7	CHILDS, Yoeli	32	258	8.1	HARDING, Connor	41	61	.672
CANNON, McKay	32	108	3.4	HAWS, TJ	32	174	5.4	EMERY, Nick	22	33	.667
WORTHINGTON, Luke	32	90	2.8	SELJAAS, Zac	32	75	2.3	WORTHINGTON, Luke	24	40	.600
NIXON, Dalton	25	87	3.5	HARDING, Connor	32	68	2.1	BERGERSEN, Rylan	17	29	.586
BERGERSEN, Rylan	26	65	2.5	HARDNETT, Jahshire	20	67	3.4	CANNON, McKay	9	17	.529
LEE, Kolby	17	24	1.4					BAXTER, Gavin	20	39	.513
SCORING AVERAGE	G	Pts	Avg/G	3-POINT PERCENTAGE 3FG	G	Att	Pct	FREE THROW ATT	G	Att	Att/G
CHILDS, Yoeli	32	679	21.2	CANNON, McKay	23	58	.397	HAWS, TJ	32	190	5.9
HAWS, TJ	32	570	17.8	SELJAAS, Zac	44	118	.373	CHILDS, Yoeli	32	185	5.8
HARDNETT, Jahshire	20	194	9.7	EMERY, Nick	27	76	.355	HARDNETT, Jahshire	20	61	3.1
SELJAAS, Zac	32	227	7.1	HAWS, TJ	57	162	.352	HARDING, Connor	32	61	1.9
HARDING, Connor	32	198	6.2	BAXTER, Gavin	2	6	.333	SELJAAS, Zac	32	43	1.3
EMERY, Nick	23	141	6.1	CHILDS, Yoeli	32	99	.323	FREE THROWS MADE	G	Made	Made/G
BAXTER, Gavin	30	140	4.7	HARDING, Connor	21	68	.309	HAWS, TJ	32	165	5.2
NIXON, Dalton	25	87	3.5	BERGERSEN, Rylan	8	27	.296	CHILDS, Yoeli	32	131	4.1
CANNON, McKay	32	108	3.4	LEE, Kolby	1	4	.250	HARDNETT, Jahshire	20	50	2.5
WORTHINGTON, Luke	32	90	2.8	HARDNETT, Jahshire	10	45	.222	HARDING, Connor	32	41	1.3
BERGERSEN, Rylan	26	65	2.5	NIXON, Dalton	1	16	.063	SELJAAS, Zac	32	33	1.0
LEE, Kolby	17	24	1.4	MAUGHAN, Taylor	0	3	.000				
				TROY, Evan	0	2	.000				
FG PERCENTAGE	FG	Att	Pct	3-POINT FG ATT	G	Att	Att/G	REBOUNDS	G	Reb	Reb/G
BAXTER, Gavin	59	91	.648	HAWS, TJ	32	162	5.1	CHILDS, Yoeli	32	309	9.7
CHILDS, Yoeli	258	509	.507	SELJAAS, Zac	32	118	3.7	HAWS, TJ	32	112	3.5
WORTHINGTON, Luke	33	67	.493	CHILDS, Yoeli	32	99	3.1	SELJAAS, Zac	32	111	3.5
HAWS, TJ	174	376	.463	EMERY, Nick	23	76	3.3	HARDING, Connor	32	94	2.9
HARDING, Connor	68	147	.463	HARDING, Connor	32	68	2.1	BAXTER, Gavin	30	92	3.1
CANNON, McKay	38	86	.442	3-POINT FGS MADE	G	Made	Made/G	REBOUND AVERAGE	G	Reb	Avg/G
NIXON, Dalton	29	66	.439	HAWS, TJ	32	57	1.8	CHILDS, Yoeli	32	309	9.7
HARDNETT, Jahshire	67	157	.427	SELJAAS, Zac	32	44	1.4	HAWS, TJ	32	112	3.5
SELJAAS, Zac	75	177	.424	CHILDS, Yoeli	32	32	1	SELJAAS, Zac	32	111	3.5
LEE, Kolby	10	24	.417	EMERY, Nick	23	27	1.2	BAXTER, Gavin	30	92	3.1
BERGERSEN, Rylan	20	50	.400	CANNON, McKay	32	23	0.7	HARDING, Connor	32	94	2.9
EMERY, Nick	46	118	.390								



CATEGORY LEADERS

ASSISTS	G	Ast	A/G	BLOCKED SHOTS	G	Blk	Blk/G	FOUL OUTS	G	FO	
HAWS, TJ	32	162	5.1	CHILDS, Yoeli	32	33	1.0	CHILDS, Yoeli	32	4	
CHILDS, Yoeli	32	66	2.1	BAXTER, Gavin	30	33	1.1	WORTHINGTON, Luke	32	2	
CANNON, McKay	32	50	1.6	SELJAAS, Zac	32	12	0.4	EMERY, Nick	23	2	
EMERY, Nick	23	41	1.8	HAWS, TJ	32	9	0.3	BAXTER, Gavin	30	1	
SELJAAS, Zac	32	41	1.3	NIXON, Dalton	25	6	0.2	NIXON, Dalton	25	1	
				HARDING, Connor	32	6	0.2	SELJAAS, Zac	32	1	
								HAWS, TJ	32	1	
								HARDING, Connor	32	1	
STEALS	G	Stl	S/G	MINUTES	G	Min	Min/G	TURNOVERS	G	TO	TO/G
HAWS, TJ	32	38	1.2	HAWS, TJ	32	1070	33.4	CHILDS, Yoeli	32	88	2.8
CHILDS, Yoeli	32	31	1.0	CHILDS, Yoeli	32	1066	33.3	HAWS, TJ	32	75	2.3
EMERY, Nick	23	25	1.1	SELJAAS, Zac	32	723	22.6	SELJAAS, Zac	32	30	0.9
CANNON, McKay	32	25	0.8	CANNON, McKay	32	638	19.9	HARDING, Connor	32	25	0.8
SELJAAS, Zac	32	23	0.7	HARDING, Connor	32	621	19.4	HARDNETT, Jahshire	20	24	1.2
				FOULS	G	Fls	Fls/G				
				CHILDS, Yoeli	32	84	2.6				
				WORTHINGTON, Luke	32	75	2.3				
				HAWS, TJ	32	69	2.2				
				EMERY, Nick	23	64	2.8				
				SELJAAS, Zac	32	63	2.0				
OFFENSIVE REB	G	Reb	Avg/G								
CHILDS, Yoeli	32	66	2.1								
BAXTER, Gavin	30	32	1.1								
WORTHINGTON, Luke	32	29	0.9								
SELJAAS, Zac	32	26	0.8								
NIXON, Dalton	25	22	0.9								
DEFENSIVE REB	G	Reb	Avg/G								
CHILDS, Yoeli	32	243	7.6								
HAWS, TJ	32	102	3.2								
SELJAAS, Zac	32	85	2.7								
HARDING, Connor	32	82	2.6								
BAXTER, Gavin	30	60	2.0								

INDIVIDUAL HONORS

GAVIN BAXTER

All-WCC Freshman Team
 WCC Commissioner's Honor Roll – Bronze
 Most Improved Player Award, Team Banquet

MCKAY CANNON

Best Conditioned Player, Team Banquet
 Coaches Award, Team Banquet

YOELI CHILDS

All-WCC First Team
 USBWA All-District VIII Team
 NABC All-District 9 First Team
 NCAA.com March Madness Player of the Week (12/10/18)
 WCC Player of the Week (12/10/18, 1/14/19)
 Male Athlete of the Year, Y Awards
 Co-Most Outstanding Player Award, Team Banquet
 Men Against Breast Cancer Cougar Cup All-Tournament

CONNOR HARDING

WCC Commissioner's Honor Roll – Bronze

TJ HAWS

Team Captain
 All-WCC Second Team
 NABC All-District 9 Second Team
 WCC Player of the Week (2/18/19)
 WCC All-Academic Team
 Google Cloud Academic All-District 8 First Team
 NABC Honors Court
 WCC Commissioner's Honor Roll – Bronze
 Academic Excellence Award, Team Banquet
 Co-Most Outstanding Player Award, Team Banquet
 Male Crowd Pleaser, Y Awards
 Men Against Breast Cancer Cougar Cup All-Tournament

KOLBY LEE

WCC Commissioner's Honor Roll – Bronze

TAYLOR MAUGHAN

NABC Honors Court
 WCC Commissioner's Honor Roll – Bronze

ZAC SELJAAS

Competitive Spirit Award, Team Banquet

LUKE WORTHINGTON

Team Captain
 WCC All-Academic Team
 NABC Honors Court
 WCC Commissioner's Honor Roll – Bronze
 Inspirational Teammate Award, Team Banquet

MEDIA SERVICES



MEDIA SERVICES



The 2019-20 BYU Men's Basketball Almanac has been designed to provide local, regional and national media with useful information about the BYU men's basketball program, its history and tradition. Additional information, including video and feature content and profiles on all players and coaches, is available online at BYUCougars.com. Should you require additional information, such as photographs, video or additional almanacs, please contact the BYU Athletic Communications office at (801) 422-8948. We appreciate your coverage of BYU men's basketball and look forward to working with you this season.

CREDENTIAL REQUESTS

All requests for credentials to cover BYU men's basketball should be sent from the editor or sports director via official company communication to Kyle Chilton in the Athletic Communications office (kyle_chilton@byu.edu; BYU Athletic Communications, 30 SFH, Provo, UT 84602). Credentials shall be issued only to accredited news-gathering media outlets. Fan-based websites will not be issued media access and credentials but are invited to utilize resources provided online at BYUCougars.com to obtain notes, quotes, statistics and other information about BYU men's basketball.

All single-game credential requests should be received no later than one week prior to the date of the game to ensure consideration. Credentials for working media are restricted in accordance with BYU and NCAA rules and guidelines. Non-working persons, including spouses, dates and children, will not be credentialed and are not allowed in the working media areas during the game as dictated by NCAA guidelines. It is our intention to ensure proper, professional use is made of the space available for credentialed media.

PHOTOGRAPHY

Photo credentials will be issued only to accredited photographers and television reporters/camera operators on a specific news-gathering assignment. Television organizations shall be restricted to one camera operator on the baselines at all times, except by prior approval from the BYU Athletic Communications office. Freelance and amateur photographers, not on assignment from a credentialed media outlet,

are not eligible for credentials.

Credentials must be displayed prominently. All NCAA rules will be enforced regarding media representatives on the sidelines. Photographers are permitted in designated areas on each baseline. Individuals or organizations violating sideline policies may be required to surrender their credentials and be removed from the stadium. For additional questions regarding photography guidelines, please contact University photographer Jaren Wilkey at (801) 422-7322.

MEDIA SERVICES

The press room is on the floor level in the southwest corner of the Marriott Center. The BYU Athletic Communications staff will provide working media with game notes, season stats, programs, game stats, postgame notes and quotes and media guides. Media observe the game from press row or the media area on the concourse level.

BYU head coach Mark Pope and selected players will be available in the interview room – located across from the press room – following the mandatory 10-minute cooling-off period. The BYU locker room is closed to the media.

The Marriott Center is also equipped with wireless internet access. Wireless passwords will be provided with other game materials to media working in the press room.

PARKING

The Marriott Center is located at 701 East University Parkway in Provo. Media parking is in Lots No. 1, 3 and 4, immediately north of the stadium. Parking passes are required and must be obtained in advance.

INTERVIEWS

All interview and information requests regarding all players, coaches and Athletic Department personnel must be arranged in advance through the Athletic Communications office at (801) 422-8948. BYU provides regular media availability each week. Local media members are responsible for attending after-practice media availability to conduct interviews. Opponent and national media can arrange telephone interviews through the Athletic Communications office. The Athletic Communications office will send an advisory each

MEDIA SERVICES

week detailing the weekly availability opportunities. Any other interview requests must be made at least 24 hours in advance. Player interviews will not be conducted during regular class hours.

Please contact the Athletic Communications office for specific times and other details if requesting access opportunities.



TELEVISION PARTNERS

Since joining the West Coast Conference beginning with the 2011-12 season, BYU men's basketball has enjoyed unprecedented exposure on national television. Every home game and numerous road games have been televised to a live national audience on BYUtv or the ESPN family of networks.

In eight seasons, BYUtv has televised 144 BYU games while the ESPN family of networks has televised 101 BYU games. In 2019-20, the ESPN family of networks is scheduled to televise 10 of BYU's regular season games and BYUtv will pick up 13 games.

Additionally, BYU's national fan base is able to view same-day rebroadcasts on BYUtv of every home game to which ESPN has rights. All home games broadcast on BYUtv are also available live and on demand on BYUtv.org.

ESPN and BYUtv have also partnered to broadcast the men's and women's WCC Championships in Las Vegas every year since 2011.

"We've long sought broad, nationwide access to our games for our fans and increased visibility among those who may be less familiar with our university and athletic programs," said then BYU President Cecil O. Samuelson. "We've also been looking for ways to take better advantage of our own unique broadcasting resources."

Founded in 2001, BYUtv has grown from a relatively unknown cable channel on a single satellite TV provider to coverage in more than 55 million households on Dish Network, DirecTV, and over 800 cable systems in the United States. The networks state-of-the-art production building allows it to televise every game in HD, along with its HD truck with the capability of broadcasting while on the road.

ESPN and ESPN2 are both available in some 90 million homes, while the 24-hour college sports network ESPNU is distributed to more than 70 million homes.



RADIO

BYU men's basketball games are heard exclusively on the Nu Skin BYU Sports Network, originating with satellite flagship BYU Radio (SiriusXM 143) and over-the-air legacy home KSL Newsradio (102.7 FM/1160 AM).

The "Voice of the Cougars" Greg Wrubell is entering his 24th season as play-by-play commentator for BYU men's basketball. A BYU graduate, Wrubell has been on the football broadcast crew for 28 seasons, including the last 19 as the play-by-play voice.

Wrubell's broadcast partner is former Cougar forward Mark Durrant, who will be providing analysis and commentary for a 23rd season in 2019-20. Jason Shepherd will again serve as studio host.

BYU men's basketball broadcasts are heard on network affiliates in Utah and Idaho. Game coverage is also live-streamed on the BYU Radio and BYU Cougars mobile apps, with play-by-play and archives made also available to a worldwide listening audience at BYUCougars.com and BYURadio.org.

BYU BASKETBALL WITH MARK POPE

In addition to comprehensive game-day coverage, BYUtv produces "BYU Basketball with Mark Pope," an hour-long broadcast seen on the BYUtv app and heard on the BYU Cougars app and at BYUCougars.com, Tuesday nights at 6 pm. MT throughout the season. The show also airs on KSL Newsradio Tuesdays at 9 pm. A live audience joins Coach Pope, a player guest and host Greg Wrubell at the BYU Broadcasting Building each week.



DISCLAIMER

The Brigham Young University Athletic Communications department reserves the right to revoke or deny working media credentials and/or access to any individual or organization at any time for any reason. All credentials are the property of Brigham Young University and must be surrendered upon request.



NCAA INFRACTIONS

On November 9, 2018, the NCAA Committee on Infractions issued their public infractions decision detailing violations that took place involving a BYU men's basketball student-athlete. The student-athlete accepted benefits from four boosters. The majority of the impermissible benefits were provided by one booster in the spring of 2017 and included travel/transportation expenses, entertainment, as well as use of a car and insurance. The other boosters provided rounds of golf, meals, \$200 cash, and arrangement of a night's stay at a condo. As a result of the impermissible extra benefits, the institution self-imposed a scholarship penalty as well as a number of recruiting restrictions (see details in the public report). In addition, the Committee on Infractions issued a two-year probationary period which began November 9, 2018 through November 8, 2020, additional recruiting restrictions, and a vacation of records penalty.

For more information and a link to the NCAA Public Infractions Decision, visit byucougars.com/ncaa-infractions